



**65", 400 cd/m², approx. 31mm bezel width(TBD),
interactive touch display**

TH-65BFE1

Interactive Full HD Display bring practical whiteboard functions to entry level class with dedicated PC software

Key Features




65", 400 cd/m², approx. 31mm bezel width(TBD)

Large screen interactive display

Multi-touch screen ensures ease of use and quicker operation

Available a wide array of functions from Panasonic's Whiteboard Software





TH-65BFE1

<https://eu.connect.panasonic.com/nl/en/products/professional-displays/th-65bfe1>

Screen Size	65-inch(1638 mm)
Panel Type	VA/Direct LED
Aspect Ratio	16:9
Effective Display Area (W x H)	1428.5 x 803.5 mm / 56.2" x 31.6"
Number of Pixels (H x V)	1920 x 1080
Brightness	400cd/m2
Contrast Ratio	4000:1
Response Time	8 ms (G to G)
Viewing Angle	178°/178°(CR≥10)
Power Requirements	100V AC 50/60Hz, 200-240V AC 50/60Hz
Power Consumption	205 W
Power Off Condition	Approx. 0 W
Standby Condition	Approx. 0.5 W
Dimensions (W x H x D)	1490 x 948 x 106 mm / 58.7" x 37.4" x 4.2" (Mounted the speaker in the case of lateral placement)
Weight	44 kg / 97 lbs., 46 kg / 102 lbs. (With external speaker)
Panel Surface Treatment	Anti-Glare
Haze	N/A