

Model No. VL-V900 and VL-V700 series

Video Intercom System for Apartment Complexes (Up to 560 Monitors)

Line Diagram (Apartment Complex)

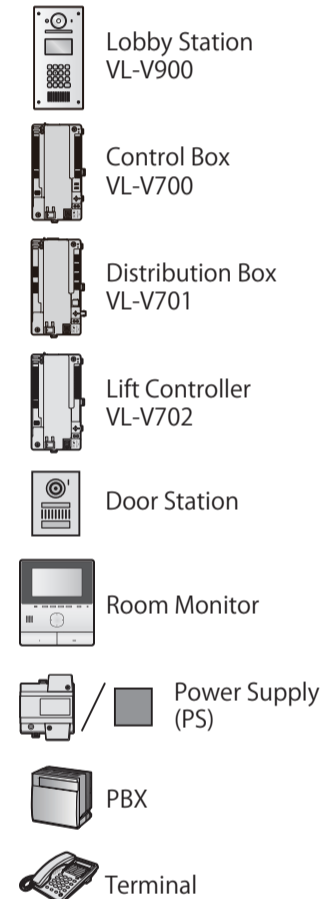
■ Total System

Lobby Station (VL-V900)	1 unit (up to 3 units ^{*1})
Security Camera	0 unit (up to 3 units, up to 1 per Lobby Station)
Control Box (VL-V700)	1 unit (up to 1 unit)
Distribution Box (VL-V701)	14 units (up to 28 units, up to 7 units per branch)
Distribution Box (VL-V701) (Repeater mode)	0 unit (up to 4 units, up to 1 unit per branch)
Lift Controller (VL-V702)	12 units (up to 15 units, up to 5 units per lift) up to 3 lifts
Extension Box (VL-V703)	0 unit (up to 1 unit)
Room Monitor (VL-SVN511)	206 units (up to 560 units, up to 20 units per Distribution Box)
PBX	1 unit (up to 1 unit)
Terminal	3 units (up to 4 units)

*1 When an Extension Box (VL-V703) is added, more than 3 Lobby Stations (VL-V900) can be setup.

- Up to 3 Extension Boxes can be connected to the Control Box (VL-V700). Up to 6 Lobby Stations can be connected to each Extension Box. (For a total of up to 18 Lobby Stations)
- Extension Boxes do not operate as repeaters that allow longer distances between the Control Box and Lobby Stations.
- Lobby Stations connected to Extension Boxes cannot be called from the main monitors or terminals.

■ Legend

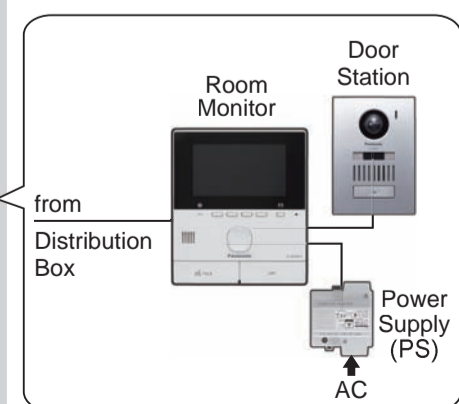
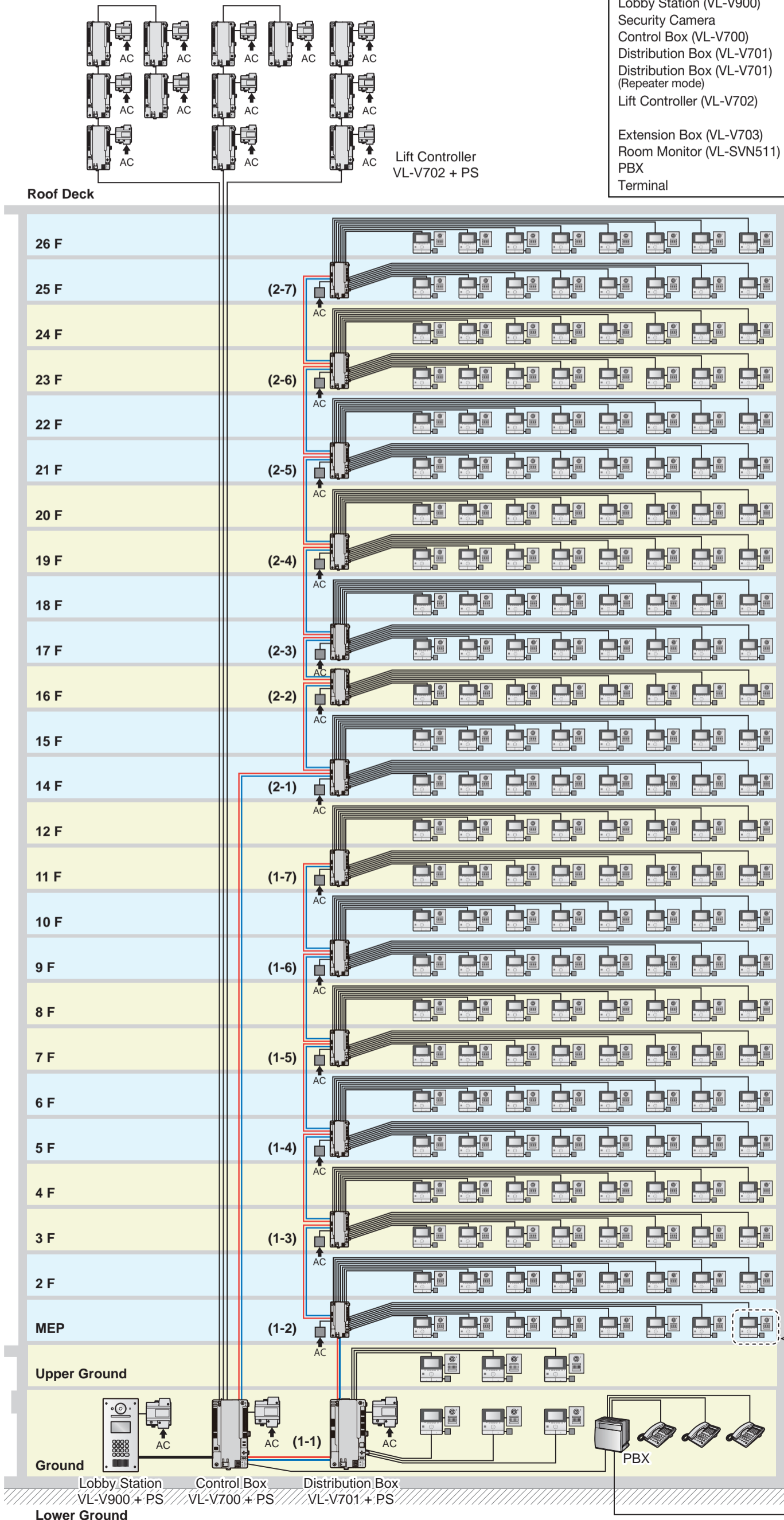


— VIDEO 2 Wire, NP
— AUDIO 2 Wire, NP

■ Wire type and maximum wire length

Wiring run	Wire diameter	
	0.65 mm (22 AWG)	1.2 mm (17 AWG)
Control Box - Lobby Station	100 m	200 m
Control Box - Distribution Box (Standard Mode)	100 m	200 m
Distribution Box (Standard Mode) - Main Monitor	100 m	200 m
Control Box - Distribution Box (Repeater Mode)	100 m	200 m
Distribution Box - Distribution Box (Repeater Mode) (Standard Mode)	100 m	200 m
Control Box - the farthest Lift Controller	100 m	200 m

* Use PE (polyethylene)-insulated cables.



Connect to multiple buildings through the PBX system