

**RS232C/LAN command list**  
**MODEL : LCD Display TH-42/49/55SF1H**

2022/4/1

Panasonic Connect Co.,Ltd.

TYPE	Function	Control Command		Inquiry Command			Range and kind of parameter Call-back	Explanation
		Transmission Command[:Parameters]	Standby	Transmission Command[:Parameters]	Reply Command[:Parameters]	Standby		
Basic Control	Power ON	PON	Avail	-	-	-		
	Power OFF	POF	-	-	-	-		
	Power Status	-	-	QPW	QPW:*	Avail	0 / 1	0 : Standby (Off) 1 : Power ON (On)
	Input Change	IMS (:***)	Not avail	QMI	QMI:***	Not avail	Control:(Toggle) HM1 / HM2 / (DL1) / DV1 / PC1 / YP1 / VD1 / UD1 Inquiry: HM1 / HM2 / (DL1) / DV1 / PC1 / YP1 / VD1 / UD1	HM1 : HDMI1 HM2 : HDMI2 ( DL1 : DIGITAL LINK ) DV1 : DVI-D PC1 : PC YP1 : COMPONENT VD1 : VIDEO UD1 : USB Display
	Digital Link Input select for YFB Series	IMS:DL1***	Not avail	QMI:DL1	QMI:DL1***	Not avail	Control: HD1 / HD2 / PC1 / PC2 / SVD / VID (YFB100) HD1 / HD2 / PC1 / PC2 / VID (YFB200) Inquiry: HD1 / HD2 / PC1 / PC2 / SVD / VID (YFB100) HD1 / HD2 / PC1 / PC2 / VID (YFB200)	*YFB100/YFB200 Available when YFB100 /YFB200 is connected. HD1 : HDMI1 HD2 : HDMI2 PC1 : COMPUTER 1 PC2 : COMPUTER 2 SVD : S-VIDEO(* YFB100 only) VID : VIDEO
	Audio Volume	AVL:***	Not avail	-	-	-	000 - 100	Volume value : 0 ~ 100
	Volume Up	AUU	Not avail	-	-	-		
	Volume Down	AUD	Not avail	-	-	-		
	Current Audio Volume	-	-	QAV	QAV:***	Not avail	000 - 100	Volume value : 0 ~ 100
	Audio Mute	AMT (:*)	Not avail	QAM	QAM: *	Not avail	Control:(Toggle) 0 / 1	Toggle (Audio mute Off) / (Audio mute On)
	Video Mute	VMT (:*)	Not avail	QVM	QVM: *	Not avail	Control:(Toggle) 0 / 1	Toggle (Video mute Off) / (Video mute On)
	Aspect Change	DAM:****	Not avail	QAS	QAS:****	Not avail	FULL / NORM / ZOOM / ZOM2	FULL / NORMAL / ZOOM1 / ZOOM2
	Picture Adjustment	Picture Mode	VPC:MEN***	Not avail	QPC:MEN	QPC:MEN***	Not avail	VIV / NAT / STD / SUV / GRH / DCM
Backlight		VPC:BLT***	Not avail	QPC:BLT	QPC:BLT***	Not avail	000 ~ 100 DEF	0 ~ 100 DEF:SET SHIPPING VALUE Available when Power save is Off.
Contrast		VPC:PIC***	Not avail	QPC:PIC	QPC:PIC***	Not avail	000 ~ 100 DEF	0 ~ 100 DEF:SET SHIPPING VALUE
Brightness		VPC:BLK***	Not avail	QPC:BLK	QPC:BLK***	Not avail	000 ~ 100 DEF	0 ~ 100 DEF:SET SHIPPING VALUE
Color		VPC:COL***	Not avail	QPC:COL	QPC:COL***	Not avail	000 ~ 100 DEF	0 ~ 100 DEF:SET SHIPPING VALUE
Tint		VPC:TIN***	Not avail	QPC:TIN	QPC:TIN***	Not avail	000 ~ 100 DEF	0 ~ 100 DEF:SET SHIPPING VALUE
Sharpness		VPC:SHP***	Not avail	QPC:SHP	QPC:SHP***	Not avail	000 ~ 100 DEF	0 ~ 100 DEF:SET SHIPPING VALUE
Enhance level		VPC:SHE*	Not avail	QPC:SHE	QPC:SHE*	Not avail	1 / 2	1: low / 2: high
Gamma		VWB:GMM**	Not avail	QWB:GMM	QWB:GMM**	Not avail	20 / 22 / 24 / 26 / DC	2.0 / 2.2 / 2.4 / 2.6 / DICOM Not avail : when Color Temperature is NTV(Native) DC : Inquiry only , when Picture Mode is DCM(DICOM).
Color Temperature		VPC:TMP***	Not avail	QPC:TMP	QPC:TMP***	Not avail	032 / 040 / 050 / 065 / 075 / 093 / 107 / NTV / U01 / U02	3200K ~ 10700K / Native / USER1 / USER2 Available 6500K(065) / 9300K(093), when Picture Mode is DCM(DICOM) .
Red Gain		VWB:RGN****	Not avail	QWB:RGN	QWB:RGN****	Not avail	0000 ~ 0255	0 ~ 255 Available when Color Temperature is USER1 or USER2.
Green Gain		VWB:GGN****	Not avail	QWB:GGN	QWB:GGN****	Not avail	0000 ~ 0255	0 ~ 255 Available when Color Temperature is USER1 or USER2.

TYPE	Function	Control Command		Inquiry Command			Range and kind of parameter Call-back	Explanation
		Transmission Command[:Parameters]	Standby	Transmission Command[:Parameters]	Reply Command[:Parameters]	Standby		
P i c t u r e	Picture Adjustment	Blue Gain	VWB:BGN****	Not avail	QWB:BGN	QWB:BGN****	Not avail	0000 ~ 0255 Available when Color Temperature is USER1 or USER2.
		Red Bias	VWB:RBS****	Not avail	QWB:RBS	QWB:RBS****	Not avail	-127 ~ 0000 ~ 0128 Available when Color Temperature is USER1 or USER2.
		Green Bias	VWB:GBS****	Not avail	QWB:GBS	QWB:GBS****	Not avail	-127 ~ 0000 ~ 0128 Available when Color Temperature is USER1 or USER2.
		Blue Bias	VWB:BBS****	Not avail	QWB:BBS	QWB:BBS****	Not avail	-127 ~ 0000 ~ 0128 Available when Color Temperature is USER1 or USER2.
		6-segment color management	VWB:CMF*	Not avail	QWB:CMF	QWB:CMF*	Not avail	0 / 1 0 : off / 1 : on
		6-segment color management select color	VWB:CML* **** **** ****	Not avail	QWB:CML*	QWB:CML* **** **** ****	Not avail	R / Y / G / C / B / M -511 ~ 0000 ~ 0511 -127 ~ 0000 ~ 0127 -127 ~ 0000 ~ 0127 TINT : -511 ~ 511 SATURATION : -127 ~ 127 VALUE : -127 ~ 127 Available when 6-segment color management is on
		6-segment color management reset	VWB:CMR	Not avail	-	-	Not avail	Available when 6-segment color management is on
		Dynamic Contrast	VPC:DCO**	Not avail	QPC:DCO	QPC:DCO**	Not avail	00 ~ 10 0 ~ 10
		Color Enhancement	VPC:PAJ*	Not avail	QPC:PAJ	QPC:PAJ*	Not avail	0 / 1 / 2 / 3 OFF / Low / Mid / High
		Refine enhancer	VPC:SRC*	Not avail	QPC:SRC	QPC:SRC*	Not avail	0 / 1 / 2 / 3 OFF / Low / Mid / High
	Gradation smoother	VPC:GRS*	Not avail	QPC:GRS	QPC:GRS*	Not avail	0 / 1 0 : off / 1 : on	
	Memory function	Memory delete	VPF:DEL**	Not avail	-	-	-	01 ~ 06 Memory No.1 - Memory No.6
		Memory load	VPF:LOD**	Not avail	-	-	-	01 ~ 06 Memory No.1 - Memory No.6
		Memory name change	VPF:NAM** *...*	Not avail	QPF:NAM**	QPF:NAM** *...*	Not avail	01 ~ 06 space ! " # \$ % & ' ( ) * + , - . / 0 1 2 3 4 5 6 7 8 9 ; < = > ? @ A B C D E F G H I J K L M N O P Q R S T U V W X Y Z [ \ ] ^ _ ` a b c d e f g h i j k l m n o p q r s t u v w x y z {   } - Memory No.1 - Memory No.6 Memory name(Max 20 Parameters)
		Memory save	VPF:SAV** *...*	Not avail	-	-	-	01 ~ 06 space ! " # \$ % & ' ( ) * + , - . / 0 1 2 3 4 5 6 7 8 9 ; < = > ? @ A B C D E F G H I J K L M N O P Q R S T U V W X Y Z [ \ ] ^ _ ` a b c d e f g h i j k l m n o p q r s t u v w x y z {   } - Memory No.1 - Memory No.6 Memory name(Max 20 Parameters)
		Memory state	-	-	QPF:STA	QPF:STA*****	Not avail	- / 0 (Memory No.1 - No.06) Unused / Use
		Output Select	AAC:OUT***	Not avail	QAC:OUT	QAC:OUT***	Not avail	SPO / LNO SPEAKERS / AUDIO OUT
		Sound Mode	AAC:MEN***	Not avail	QAC:MEN	QAC:MEN***	Not avail	STD(AUT) / DYN / CLR STANDARD / DYNAMIC / CLEAR Available when Output Select is SPEAKERS.
		Bass	AAC:BAS***	Not avail	QAC:BAS	QAC:BAS***	Not avail	-20 ~ 000 ~ +20(020) -20 ~ 20 Available when Output Select is SPEAKERS.
		Treble	AAC:TRE***	Not avail	QAC:TRE	QAC:TRE***	Not avail	-20 ~ 000 ~ +20(020) -20 ~ 20 Available when Output Select is SPEAKERS.
Balance		AAC:BAL***	Not avail	QAC:BAL	QAC:BAL***	Not avail	-20 ~ 000 ~ +20(020) -20 ~ 20 Available when Output Select is SPEAKERS.	
Surround	AAC:SUR***	Not avail	QAC:SUR	QAC:SUR***	Not avail	MON / OFF ON / OFF Available when Output Select is SPEAKERS.		
P o s i t i o n	Position/Size Adjustment	Horizontal Position	DGE:HPO****	Not avail	QGE:HPO	QGE:HPO****	Not avail	-100 ~ 0000 ~ +100(0100) H-Pos : -100 - 0000 - +100(0100)
		Horizontal Size	DGE:HSZ****	Not avail	QGE:HSZ	QGE:HSZ****	Not avail	-100 ~ 0000 ~ +100(0100) H-Size : -100 - 0000 - +100(0100)
		Vertical Position	DGE:VPO****	Not avail	QGE:VPO	QGE:VPO****	Not avail	-100 ~ 0000 ~ +100(0100) V-Pos : -100 - 0000 - +100(0100)
		Vertical Size	DGE:VSZ****	Not avail	QGE:VSZ	QGE:VSZ****	Not avail	-100 ~ 0000 ~ +100(0100) V-Size : -100 - 0000 - +100(0100)
		Clock Phase	DGE:CLK***	Not avail	QGE:CLK	QGE:CLK***	Not avail	00 ~ 30 0 ~ 30
		Dot Clock	DGE:DCL***	Not avail	QGE:DCL	QGE:DCL***	Not avail	-5 ~ 00 ~ +5(05) -5 ~ 5
		1:1 Pixel Mode	DGE:DBD*	Not avail	QGE:DBD	QGE:DBD*	Not avail	0 / 1 OFF / ON
		Overscan	DGE:OVS*	Not avail	QGE:OVS	QGE:OVS*	Not avail	0 / 1 OFF / ON
		Pos./Size Lump Setting	DGE:PSZ**** **** **** ****	Not avail	QGE:PSZ	QGE:PSZ**** **** **** ****	Not avail	-100 ~ 0000 ~ +100(0100), -100 ~ 0000 ~ +100(0100), -100 ~ 0000 ~ +100(0100), -100 ~ 0000 ~ +100(0100) H-Pos : -100 - 0000 - +100(0100) H-Size : -100 - 0000 - +100(0100) V-Pos : -100 - 0000 - +100(0100) V-Size : -100 - 0000 - +100(0100)
		Auto Setup	DGE:ASU* *	Not avail	QGE:ASU	QGE:ASU **	Not avail	Control: 1 Inquiry: OK NG OF NW Control: 1 : Execution start Inquiry: OK : result OK NG : result NG OF : Un-performing or when not effective NW : adjusting
S E T U	Set up	Wobbling	OSP:WOB*	Not avail	QSP:WOB	QSP:WOB*	Not avail	0 / 1 OFF / ON
		No activity power off	SSU:NAO*	Not avail	QSU:NAO	QSU:NAO*	Not avail	0 / 1 OFF / ON
		OSD Language	SSU:LNG***	Not avail	QSU:LNG	QSU:LNG***	Not avail	ENG / DEU / FRA / ITL(ITA) / ESP / USA / CHA / JPN / RUS English (UK) / German / French / Italian / Spanish / English (US) / Chinese/Japanese /Russian
		Power Management Mode	SSU:ECS*	Not avail	QSU:ECS	QSU:ECS*	Not avail	0 / 1 CUSTOM / ON



TYPE	Function	Control Command		Inquiry Command			Range and kind of parameter Call-back	Explanation	
		Transmission Command[:Parameters]	Standby	Transmission Command[:Parameters]	Reply Command[:Parameters]	Standby			
S E T U P	Signal	Sync Signal Setting	SSG:SNC ***	Not avail	QSG:SNC	QSG:SNC ***	Not avail	HAV / GRN / HVS	Only PC input Auto detection / Sync On Green / Hvsync
		Cinema Reality 3:2 Pull Down	SSG:DCR*	Not avail	QSG:DCR	QSG:DCR*	Not avail	0 / 1	OFF / ON
		XGA Mode	SSG:XGA*	Not avail	QSG:XGA	QSG:XGA*	Not avail	1 / 2 / 3 / 4	1024x768 / 1280x768 / 1366x768 / Auto
		Noise Reduction	SSG:NRS***	Not avail	QSG:NRS	QSG:NRS***	Not avail	OFF / AUT / LOW / MID / HIG	OFF / Auto / Low / Middle / High
		MPEG Noise Reduction	SSG:MNR***	Not avail	QSG:MNR	QSG:MNR***	Not avail	OFF / LOW / MID / HIG	OFF / Low / Middle / High
		Signal Range	SSG:HRC***		QSG:HRC	QSG:HRC***		VID / FUL / AUT	Video / FULL / Auto
				Not avail			Not avail		Available Video / FULL / Auto ,when input is HDMI /DIGITAL LINK , Available Video / FULL when input is DVI-D. Not avail : Other input
		Input Level	VWB:ILV***	Not avail	QWB:ILV	QWB:ILV***	Not avail	-16 ~ 000 ~ +16(016)	-16 ~ 16
		Dynamic backlight control	SSG:DBC*	Not avail	QSG:DBC	QSG:DBC*	Not avail	0 / 1	OFF / ON
	Screensaver	Screensaver ON/OFF	OSP:SCR*	Not avail	QSP:SCR	QSP:SCR*	Not avail	0 / 5	0 : stop 5 : operating
		Screensaver Mode	SSC:MOD*		QSC:MOD	QSC:MOD*		0 / 1 / 2 / 3 / 4	0:OFF 1:Interval 2:Time Designation 3:ON 4:Standby after Screensaver
				Not avail			Not avail		
		Interval Screensaver	SSC:INT**** ****	Not avail	QSC:INT	QSC:INT**** ****	Not avail	0000 ~ 2359, 0000 ~ 2359	Periodic time Operating time
		Time Designation Screensaver	SSC:TIM**** ****	Not avail	QSC:TIM	QSC:TIM**** ****	Not avail	0000 ~ 2359, 0000 ~ 2359	Start time Finish time
		Standby after Screensaver	SSC:AOF****	Not avail	QSC:AOF	QSC:AOF****	Not avail	0000 ~ 2359	Time of operation(hour:minute)
	Input Label	Set Label for Current Input	SSU:ILA***		QSU:ILA	QSU:ILA***		INP / PCN / DV1 / DV2 / DV3 / BD1 / BD2 / BD3 / CTV / VCR / STB / SKP	reset input name(Except PC) / reset input name(for PC) DVD1 / DVD2 / DVD3 / Blu-ray1 / Blu-ray2 / Blu-ray3 / CATV / VCR / STB / (Skip)
				Not avail			Not avail		
	Set Label for EACH INPUT	SSU:ILA++++*		QSU:ILA+++	QSU:ILA +++  ***		+++ HM1 / HM2 / (DL1) / DV1 / PC1 / YP1 / VD1  *** INP / DV1 / DV2 / DV3 / BD1 / BD2 / BD3 / CTV / VCR / STB / SKP	Input  HDMI1 / HDMI2 / (DIGITAL LINK) / DVI-D / PC / COMPONENT / VIDEO  Reset Input name / DVD1 / DVD2 / DVD3 / Blu-ray1 / Blu-ray2 / Blu-ray3 / CATV / VCR / STB / (Skip)	
Function Button Settings	Function Group	OSP:KGR***	Not avail	QSP:KGR	QSP:KGR***	Not avail	INP / MEM / ACT	INPUT / MEMORY / ACTION & MENU(SHORTCUT)	
	Function Button Settings	OSP:KFN* ***		QSP:KFN*	QSP:KFN* ***		1 - 6 (ACTION & MENU) SIG / SSV / SUT / LNS / ECO / OSH / DZM / MLT (INPUT) HM1 / HM2 / (DL1) / DV1 / PC1 / YP1 / VD1 / UD1	setup to FUNCTION KEY 1 - 6  (ACTION & MENU) SIG : Signal menu SSV : Screensaver menu SUT : Setup timer menu LNS : Network settings menu ECO : Power management mode menu OSH : AV Mute DZM : Digital zoom MLT : Multi display setting menu (INPUT) HM1 : HDMI1 HM2 : HDMI2 ( DL1 : DIGITAL LINK ) DV1 : DVI-D PC1 : PC YP1 : COMPONENT VD1 : VIDEO UD1 : USB	
			Not avail			Not avail			
	Function guide Settings	OSP:KFG*	Not avail	QSP:KFG	QSP:KFG*	Not avail	0 / 1	OFF / ON	

TYPE	Function	Control Command		Inquiry Command			Range and kind of parameter Call-back	Explanation	
		Transmission Command[:Parameters]	Standby	Transmission Command[:Parameters]	Reply Command[:Parameters]	Standby			
S E T U P	Multi Display Setup	Multi Display ON/OFF	MDC:*	Not avail	-	-	0 / 1	OFF / ON	
		Multi Display Setup Detail	MDC:EXP* ** *** *** ***	Not avail	QDC:EXP	QDC:EXP* ** ** *** *** ***	Not avail	0 / 1, 01 ~ 10, 01 ~ 10, 000 ~ 100, 000 ~ 100, 01 ~ 100	OFF / ON, (Horizontal Scale) 1~10, (Vertical Scale) 1~10, (Bezel H Adjustment) 0~100 (Bezel V Adjustment) 0~100 (Location)(A1~J10)  for USB input: (Horizontal Scale) 1~2,(Vertical Scale) 1~2,(Location)(A1~B2)
	TimerSetup	TIM:PRG** *  ***  *** **** ***	Not avail	QIM:PRG**	QIM:PRG**  *** *** **** ***	Not avail	01 ~ 20, 0 / 1,  SUN / MON / TUE / WED / THU / FRI / SAT / EVD, PON / POF, 0000 ~ 2359, HM1 / HM2 / (DL1) / DV1 / PC1 / YP1 / VD1 / UD1	Program number : 1~20, Function : OFF / ON, (*A lower parameter is not given when the upper setup is "OFF.") a day of the week : Sunday / Monday / Tuesday / Wednesday / Thursday / Friday / Saturday / Everyday Action type : PON / POF, Time : hour, minute, Start-up input : HDMI1 / HDMI2 / (DIGITAL LINK) / DVI-D / PC / COMPONENT / VIDEO / USB Display	
	Day Time	Present Day	-	-	QIM:DAY	QIM:DAY***	Not avail	SUN / MON / TUE / WED / THU / FRI / SAT	(a day of the week): Sunday / Monday / Tuesday / Wednesday / Thursday / Friday / Saturday
		Present Time	-	-	QIM:NOW	QIM:NOW0****	Not avail	0000 ~ 2359	Present time (hour:minute)
	Day Time	DAY TIME	TIM:DAT**** ** ** ** **	Not avail	QIM:DAT	QIM:DAT**** ** ** ** **	Not avail	YYYY : 2015 ~ 2099 MM : 01 ~ 12 DD : 01 ~ 31 hh : 00 ~ 23 mm : 00 ~ 59	(Year) (Month) (Day) (Hour) (Minute) format is "YYYYMMDDhhmm "
	USB media player Setup	USB media player	SUS:UMP*	Not avail	QUS:UMP	QUS:UMP*	Not avail	0 / 1	Disable / Enable
		Resume play	SUS:RSP*	Not avail	QUS:RSP	QUS:RSP*	Not avail	0 / 1	OFF / ON
		Slide show duration	SUS:SSD***	Not avail	QUS:SSD	QUS:SSD***	Not avail	010 ~ 600	10 - 600 seconds (5 second unit)
	O p t i o n s M e n u	On screen display	OSP:OSD*	Not avail	QSP:OSD	QSP:OSD*	Not avail	0 / 1	OFF / ON
Initial input		OSP:IIN***	Not avail	QSP:IIN	QSP:IIN***	Not avail	OFF / HM1 / HM2 / (DL1) / DV1 / PC1 / YP1 / VD1 / UD1	OFF / HDMI1 / HDMI2 / (DIGITAL LINK) / DVI-D / PC / COMPONENT / VIDEO / USB Display	
Initial VOL level		OSP:IVL****	Not avail	QSP:IVL	QSP:IVL****	Not avail	0 / 1, 000 ~ 100	function : OFF / ON, volume : 0~100	
Maximum VOL level		OSP:MVL****	Not avail	QSP:MVL	QSP:MVL****	Not avail	0 / 1, 000 ~ 100	function : OFF / ON, volume : 0~100	
Input lock		OSP:INL***	Not avail	QSP:INL	QSP:INL***	Not avail	OFF / HM1 / HM2 / (DL1) / DV1 / PC1 / YP1 / VD1 / UD1	OFF / HDMI1 / HDMI2 / (DIGITAL LINK) / DVI-D / PC / COMPONENT / VIDEO / USB Display	
Button lock		OSP:BTL***	Not avail	QSP:BTL	QSP:BTL***	Not avail	OFF / MEN / ALL	OFF / MENU&ENTER / ON	
Controller User level		OSP:RCM*	Not avail	QSP:RCM	QSP:RCM*	Not avail	0 / 1 / 2 / 3	OFF / User1 / User2 / User3	
PC auto setting		OSP:PAS*	Not avail	QSP:PAS	QSP:PAS*	Not avail	0 / 1	OFF / ON	
Off timer function		OSP:OFT*	Not avail	QSP:OFT	QSP:OFT*	Not avail	0 / 1	OFF / ON	
Initial Startup		OSP:ISU***	Not avail	QSP:ISU	QSP:ISU***	Not avail	LST PON STB	LST : Last memory(return to a front state) PON : ON STB : STANDBY	
Startup Logo		OSP:LOG*	Not avail	QSP:LOG	QSP:LOG*	Not avail	0 / 1	OFF / ON	
Display ID		-	-	QID:DID	QID:DID***	Not avail	000~100	Display ID	
Serial ID function		SID:SID*	Not avail	QID:SID	QID:SID*	Not avail	0 / 1	OFF / ON	
Serial ID Setup		SIF:* ***	Not avail	QIF	QIF:* ***	Not avail	0 / 1 000~100	OFF / ON Display ID	
(Serial ID function & Display ID Setup)									
Serial response (ID all)		SCT:RIA*	Not avail	QCT:RIA	QCT:RIA*	Not avail	0 / 1	OFF / ON	
Serial daisy chain position		SCT:DCP***	Not avail	QCT:DCP	QCT:DCP***	Not avail	TOP / DEF / END	TOP / --- / END	
LAN Control Protocol		OSP:LPN***	Not avail	QSP:LPN	QSP:LPN***	Not avail	LP1 / LP2	Proccotol1 / Protocol2	
Power ON Screen Delay		OSP:POD**	Not avail	QSP:POD	QSP:POD**	Not avail	AT / 00 ~ 30	AT : Auto 0~30 : 0~30 seconds	
Clock Display		OSP:CLK*	Not avail	QSP:CLK	QSP:CLK*	Not avail	0 / 1	OFF / ON	
Power on message No activity power off	OSP:NAP*	Not avail	QSP:NAP	QSP:NAP*	Not avail	0 / 1	OFF / ON		
Power on message Power management	OSP:PMM*	Not avail	QSP:PMM	QSP:PMM*	Not avail	0 / 1	OFF / ON		
Input search	Input search	ISH:FNC***	Not avail	QSH:FNC	QSH:FNC***	Not avail	OFF / ALL / PRI	OFF / ALL inputs / Custom	
	1st search input	ISH:PRI***	Not avail	QSH:PRI	QSH:PRI***	Not avail	NON/ HM1 / HM2 / (DL1) / DV1 / PC1 / YP1 / VD1 / UD1	(none) / HDMI1 / HDMI2 / (DIGITAL LINK) / DVI-D / PC / COMPONENT / VIDEO / USB	

TYPE	Function	Control Command		Inquiry Command			Range and kind of parameter Call-back	Explanation	
		Transmission Command[:Parameters]	Standby	Transmission Command[:Parameters]	Reply Command[:Parameters]	Standby			
Options Menu	Input search	2nd search input	ISH:SCI***	Not avail	QSH:SCI	QSH:SCI***	Not avail	NON / HM1 / HM2 / (DL1) / DV1 / PC1 / YP1 / VD1 / UD1	(none) / HDMI1 / HDMI2 / (DIGITAL LINK) / DVI-D / PC / COMPONENT / VIDEO / USB
	Failover / Failback	Input Change Mode Off	SBI:OFF (NON NON *)	Not avail	QBI	QBI:OFF NON NON *	Not avail	0	0: Disable (Auto switch back mode)
		Input Change Mode Quick	SBI:QIC (*** *** *)	Not avail	QBI	QBI:QIC *** *** *	Not avail	NON / HM1 / HM2 / (DL1) / DV1 NON / HM1 / HM2 / (DL1) / DV1 0 / 1	(Primary backup input) (Secondary backup input) 0: Disable / 1 : Enable (Auto switch back mode)
		Input Change Mode Normal	SBI:NOR (*** *** *)	Not avail	QBI	QBI:NOR *** *** *	Not avail	NON / HM1 / HM2 / (DL1) / DV1 / PC1 / YP1 / VD1 / UD1 NON / HM1 / HM2 / (DL1) / DV1 / PC1 / YP1 / VD1 / UD1	(Primary backup input) (Secondary backup input) 0: Disable / 1 : Enable (Auto switch back mode)
		Changing mode	SBI:CHM*	Not avail	QBI:CHM	QBI:CHM*	Not avail	2 / 1	High speed / Normal speed When [Quick] is selected, [Changing mode] can be adjusted.
		Backup Input Status	-	-	QBI:STS	QBI:STS * *** *	Not avail	0 / 1 HM1 / HM2 / (DL1) / DV1 / PC1 / YP1 / VD1 / UD1 0 / 1 / 2	0: inactive / 1: active (Status) Main Input 0: Main Input / 1: Primary Backup input / 2: Secondary Backup input (Current Input Status)
		Backup Input Signal Status	-	-	QBI:SIG	QBI:SIG * * *	Not avail	0 / 1 0 / 1 0 / 1	0 : no signal / 1 : not no signal (Main input) 0 : no signal / 1 : not no signal (Primary backup input) 0 : no signal / 1 : not no signal (Secondary backup input)
	Failover / Failback	Manual Switch Back	BIP:FSB	Not avail	-	-	Not avail	-	Enable when Input change mode is not Off and Auto switch back mode is Disable.
	Audio input select	for Current Input	SAI: A+++	Not avail	QAI	QAI: V*** A+++	Not avail	*** HM1 / HM2 / (DL1) / DV1 / PC1 / YP1 / VD1 +++ HM1 / HM2 / (DL1) / PC1 / VD1 / NAD	HDMI1 / HDMI2 / (DIGITAL LINK) / DVI-D / PC / COMPONENT / VIDEO  HDMI1 / HDMI2 / (DIGITAL LINK) / AUDIO1 (DVI-D or PC) / AUDIO2( COMPONENT or VIDEO ) / NO AUDIO
		for EACH INPUT	SAI: V*** A+++	Not avail	QAI:V***	QAI: V*** A+++	Not avail	*** HM1 / HM2 / (DL1) / DV1 / PC1 / YP1 / VD1 +++ HM1 / HM2 / (DL1) / PC1 / VD1 / NAD	HDMI1 / HDMI2 / (DIGITAL LINK) / DVI-D / PC / COMPONENT / VIDEO  HDMI1 / HDMI2 / (DIGITAL LINK) / AUDIO1 (DVI-D or PC) / AUDIO2( COMPONENT or VIDEO ) / NO AUDIO
Information Timing	No Signal Warning	SIT:NSW*	Not avail	QIT:NSW	QIT:NSW*	Not avail	0 / 1	0: Off /1:On On:display sends out the no signal warning.(QST:NSW*)	
	No Signal Warning Timing	SIT:SWT**	Not avail	QIT:SWT	QIT:SWT**	Not avail	01 ~ 60	01 ~ 60 (minutes)	
	Query status :No Signal Warning Timing	-	Not avail	QST:NSW	QST:NSW*	Not avail	0/1	1: No Signal Warning: 0: No warning for this function.	
	Message of No Signal Warning (Auto) While RS-232C controls: message sent on the display automatically.	-	Not avail	-	QST:NSW*	Not avail	0/1	1: No Signal Warning: 0: No warning for this function.	
	No Signal Error	SIT:NSE*	Not avail	QIT:NSE	QIT:NSE*	Not avail	0 / 1	0: Off /1:On On:display sends out the no signal error..(QST:NSE*)	
	No Signal Error Timing	SIT:SET**	Not avail	QIT:SET	QIT:SET**	Not avail	01 ~ 90	01 ~ 90 (minutes)	
	Query status :No Signal Error Timing	-	Not avail	QST:NSE	QST:NSE*	Not avail	0/1	1: No Signal Error 0: No error for this function.	
	Message of No Signal Error Timing (Auto) While RS-232C controls: message sent on the display automatically.	-	Not avail	-	QST:NSE*	Not avail	0/1	1: No Signal Error 0: No error for this function.	
	Temperature Warning	SIT:TPW*	Not avail	QIT:TPW	QIT:TPW*	Not avail	0 / 1	0: Off /1:On On:display sends out the warning temperature..(QST:TO*)	
Query status :Temperatur warning	-	Not avail	QST:TO	QST:TO*	Not avail	0/1	1: "HIGH TEMPERATURE-MODE". *Please check the condition. 0: "NORMAL-MODE".		

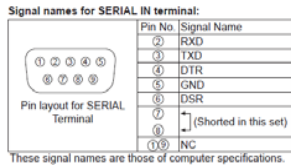
TYPE	Function	Control Command		Inquiry Command			Range and kind of parameter Call-back	Explanation
		Transmission Command[:Parameters]	Standby	Transmission Command[:Parameters]	Reply Command[:Parameters]	Standby		
Information Timing	Message of Temperatur warning(Auto) While RS-232C controls: message sent on the display automatically.	-	Not avail	-	QST:TO*	Not avail	0/1	1: "HIGH TEMPERATURE-MODE". *Please check the condition. 0: "NORMAL-MODE".
Others	Recall	DDS	Not avail	-	-	-	-	Recall Display
	Audio Mute	AOC:*	Not avail	-	-	-	0 / 1	MUTE OFF / MUTE ON
	OSD Clear	VDO	Not avail	-	-	-	-	OSD Clear
	digital zoom	DZM:*	Not avail	QDZ	QDZ:*	Not avail	0 / 1, 1 / 2 / 3 / 4, 1 / 2 / 3 / 4 / 5, 1 / 2 / 3 / 4 / 5	OFF / ON, Enlargement factor, display position(Horizontal), display position(Vertical)
	Off Timer	ZOT:**	Not avail	-	-	-	00 - 90	0-90(minutes)
	USB media player Skip to the next playback file	UMP:NXT	Not avail	-	-	Not avail	-	Play next content Available using USB media player
	USB media player Skip to the previous playback file	UMP:PRE	Not avail	-	-	Not avail	-	Play previous content Available using USB media player
	USB media player Playback again from top of the file	UMP:RPY	Not avail	-	-	Not avail	-	Play top of the content Available using USB media player
	Inquiry about Signal Frequency of input signal	-	-	QFR	QFR:H***,** V***,**	Not avail	000.00 - 999.99, 000.00 - 999.99	Horizontal frequency Vertical frequency Displayed until the decimal point second place.
	Inquiry about Signal Format of input signal	-	-	QSF	QSF:*****	Not avail	(MAX 20 Characters)	Signal format information
	Inquiry about detail of DIGITAL LINK status	-	-	QST:DLD	QST:DLD* *** * -** -** -** -** -** -** -** -**	Not avail	0 / 1 / 2 / 3 000-225, <20 0 / 1 / 2 -00--99 -00--99 -00--99 -00--99 -00--99 -00--99 -00--99	No connect / DIGITAL LINK or Long Reach (*2) / LPM / Ethernet (Est. Cable Length)(m) (*1) No HDMI / HDMI(No HDCP) / HDMI(HDCP) Channel A Signal Quality Channel B Signal Quality Channel C Signal Quality Channel D Signal Quality Minimum Signal Quality Maximum Signal Quality (*1)Est. Cable Length VS100RXFirmware :000>20(20mLAN)  (*2) Link Status 1 : Include the Long Reach 2 : Possibly the transmitter does not support Long Reach.
	Inquiry about No Signal Warning	-	-	QST:NSW	QST:NSW*	Not avail	0 / 1	0 : Normal 1 : No Signal Warning *Reply "0" when No Signal Warning is set "OFF".
	Inquiry about No Signal Error	-	-	QST:NSE	QST:NSE*	Not avail	0 / 1	0 : Normal 1 : No Signal Error *Reply "0" when No Signal Error is set "OFF".
	Auto Command Send Setting	RCM:*	Not avail	-	-	-	0 / 1 0 / 1 (1-2 / Number of parameters is 1 to 2.)	OFF / ON --- QSS (QSS command) OFF / ON --- QSS:STSERR (QSS:STSERR )
	Inquiry about Model Name	-	-	QMN	QMN: ** * **	Avail	42 / 49 / 55 F 16	42 inch / 49 inch / 55 inch FHDモデル
	Inquiry about Model	-	-	QID	QID: ** *** *	Not avail	42 / 49 / 55 SF1H	42 inch / 49 inch / 55 inch model market
	Software Version Main MCU	-	-	QRV	QRV: * **** ***	Avail	*Example 1.0000 SF1H	Version model
	Software Version Sub MCU	-	-	QRV:STB	QRV:STB ***	Avail	*Example 01.00	Version
	Software Version EEPROM	-	-	QRV:EEP	QRV:EEP ***	Avail	*Example 01.00	Version
	Software Version HDBaseT	-	-	QRV:HBT	QRV:HBT *****	Not avail	*Example 30.90.000C	Version
Software Version FPGA	-	-	QRV:FP1	QRV:FP1_ ***	Not Avail	*Example 01.00	Version	
Serial number	-	-	QSN	QSN:*****	Avail	(ASCII 9-15 / 9 to 15 figures of the ASCII characters)	(Alphanumeric character)(capital letter of the alphabet)(Blank)- (0x30-0x39,0x41-0x5a,0x20,0x2d)	

TYPE	Function	Control Command		Inquiry Command			Range and kind of parameter Call-back	Explanation
		Transmission Command[:Parameters]	Standby	Transmission Command[:Parameters]	Reply Command[:Parameters]	Standby		
Others	SOS History	-	-	QSS	QSS:**. **. **. **. **. **. **	Avail	00-FF. 00-FF. 00-FF. 00-FF. 00-FF. 00-FF	Number of times First time SOS classification 2nd SOS classification 3n time SOS classification 3n+1st SOS classification 3n+2nd SOS classification  * In the 10th time, it is arranged as follows. First time SOS classification 2nd SOS classification 9th SOS classification 10th SOS classification 8th SOS classification
	Inquiry about SOS Status	-	-	QSS:STS	QSS:STS***	Avail	NON / ERR / EXT	NON : no SOS history ERR : SOS generating EXT : SOS history exists
Light ID Control	Light ID mode (Select PWM Mode)	LID:MOD *	Not avail	QLI:MOD	QLI:MOD *	Not avail	0 : ID MODE-OFF 1 : External Control MODE 2 : Internal ID MODE	PWM Control (0 : Main CPU Control 1, 2:Light ID Control)
	Stop LightID	LID:STP	Not avail	-	-	-	-	Stop LightID Sending
	BackLight Control (for LightID MODE - Enable)	LID:BLT *	Not avail	QLI:BLT	QLI:BLT *	Not avail	Low, Middle, High 1, 2, 3	Du t y Control Not Available in LightID MODE OFF
	BackLight Control (for LightID MODE - Enable)	LID:BLC *	Not avail	QLI:BLC	QLI:BLC *	Not avail	Low, Middle, High 1, 2, 3	Du t y Control Not Available in LightID MODE OFF * This command is the same operation as the LID:BLT. * display-only command.



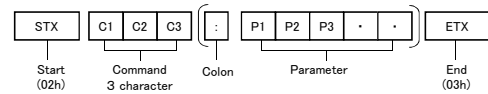
Protocol

Communication parameters	
Signal level	RS-232C compliant
Synchronization method	Asynchronous
Baudrate	9600 bps
Parity	None
Character length	8 bits
Stop bit	1 bit
Flow control	None



type of cable : straight cable

Basic format for control data:  
 The transmission of control data starts with a STX signal, followed by the command, the parameters, and lastly an ETX signal in that order.  
 If there are no parameters, the colon ":" does not need to be sent.



00	10	20	30	40	50	60	70	
00	DE	O	@	P	p	(Example)		
01	SH	D1	!	1	A	Q	a	q
02	SX	D2	"	2	B	R	b	r
03	EX	D3	#	3	C	S	c	s
04	ET	D4	\$	4	D	T	d	t
05	EO	NK	%	5	E	U	e	u
06	AK	SN	&	6	F	V	f	v
07	BL	EB	'	7	G	W	g	w
08	BS	CN	(	8	H	X	h	x
09	HT	EM	)	9	I	Y	i	y
0A	LF	SB	*	J	Z	j	z	
0B	HM	EC	+	K	[	k	[	
0C	CL	-	<	L	\	\		
0D	CR	←	=	M	] m			
0E	SO		>	N	^	^	~	
0F	SI		?	O	_	_	o	

Power on: STX P O N ETX

Character: STX P O N ETX

Binary: 02 50 4F 4E 03

Picture+85: STX V P C : P I C 0 8 5 ETX

Character: STX V P C : P I C 0 8 5 ETX

Binary: 02 56 50 43 3A 50 49 43 30 38 35 03

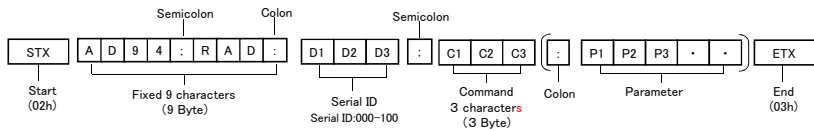
- Notes:
- If an incorrect command is sent, this unit will reply an "ER401" command to the computer.
  - If customer send multiple commands, be sure to wait for the response for the first command to come before sending the next command.
  - The length of the Parameters are different for each command.
  - With the power off(stand-by mode), this display responds to "PON"/"QPW" command only.

When sending command with Display ID

- When sending command with Display ID, set [Options] - [Serial ID function] to "on".
- If Display ID is "0", any ID number in command is acceptable to control.
- If serial ID in command is "000", it is acceptable regardless of Display ID of target display.
- If a command is sent with serial ID, a response will be sent to the computer only in the following cases.
  - When [display ID and serial ID] is not 0: the display ID needs to match the serial ID.
  - When serial ID is 0: it needs to set [Options] - [Serial response(ID all)] to "on".
  - When display ID is 0: it needs to set [Options] - [Serial response(ID all)] to "on", and the serial ID is 0.

How to send to add "Serial ID"

Serial ID Format	<STX>AD94:RAD:<NUM1><NUM2><NUM3>:*****<ETX> (Serial Control Only)
	(ex.) Serial ID = 1 <STX>AD94:RAD:001:PON<ETX>



- AD94:RAD: is fixed characters when sending command with ID.
- Serial ID is 3 characters and specified with Display ID which will be controlled.
  - If Display ID is 1, Serial ID is 001.
  - If Display ID is 15, Serial ID is 015.

- When using daisy chaining, set [Options] - [Serial daisy chain position] correctly.
- When using daisy chaining by serial terminal, use a straight cable which pin No. ② through ⑧ are hard wired.
- If the RS232C control is performed using the YFB200, can not use the command of the response of more than 31 characters. (\*1)

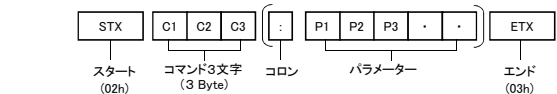
(\*1) Models with DIGITAL LINK function

通信規約

通信条件	
信号レベル	RS-232C準拠
同期方式	調歩同期(非同期)
ボーレート	9600 bps
パリティなし	なし
キャラクター長	8 ビット
ストップビット	1 ビット
フロー制御	なし

ケーブル種 : ストレート

基本フォーマット:  
 データは、「STX」、「コマンド」、「パラメーター」、「ETX」の順に送信してください。  
 パラメーターを必要としないコマンドを送信する場合は、コロン ":" を付けなくても構いません。



00	10	20	30	40	50	60	70	
00	DE	O	@	P	p	(コマンド例)		
01	SH	D1	!	1	A	Q	a	q
02	SX	D2	"	2	B	R	b	r
03	EX	D3	#	3	C	S	c	s
04	ET	D4	\$	4	D	T	d	t
05	EO	NK	%	5	E	U	e	u
06	AK	SN	&	6	F	V	f	v
07	BL	EB	'	7	G	W	g	w
08	BS	CN	(	8	H	X	h	x
09	HT	EM	)	9	I	Y	i	y
0A	LF	SB	*	J	Z	j	z	
0B	HM	EC	+	K	[	k	[	
0C	CL	-	<	L	\	\		
0D	CR	←	=	M	] m			
0E	SO		>	N	^	^	~	
0F	SI		?	O	_	_	o	

電源オンコマンド: STX P O N ETX

キャラクター: STX P O N ETX

バイナリ: 02 50 4F 4E 03

ピクチャー+85設定: STX V P C : P I C 0 8 5 ETX

キャラクター: STX V P C : P I C 0 8 5 ETX

バイナリ: 02 56 50 43 3A 50 49 43 30 38 35 03

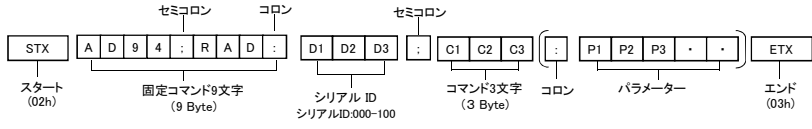
- その他
- 間違ったコマンドを受信すると、「ER401」という応答コマンドを返します。
  - 複数コマンドで制御する場合は、送信側が本機の応答を受け取ってから、次のコマンドを送信することを想定しています。
  - パラメータの長さはコマンドごとに異なります。
  - 電源「スタンバイ」状態(リモコンで電源「切」)中は「PON」「QPW」コマンド以外の動作は保証されません。

ID付コマンドで制御する場合

- シリアルID付で制御する場合は、「Options」メニューの「Serial ID function(シリアルID制御)」をオンに設定してください。
- ディスプレイIDが0の場合、コマンドに付するIDはどのような数字でもコントロールします。
- 送信するコマンドのシリアルIDを"000"とすると、ディスプレイIDに関係なく制御します。(Serial response(ID all)機能)
- ID付コマンドを送信した場合、以下の時のみコンピューターへの応答を返します。
  - ディスプレイID、シリアルID が0以外の場合:ディスプレイIDとシリアルID が一致した時
  - シリアルIDが0の場合:「Options」メニューの「Serial response(ID all) (シリアル応答)」がオンの時
  - ディスプレイIDが0の場合:シリアルIDが0 かつ「Options」メニューの「Serial response(ID all) (シリアル応答)」がオンの時

ID付コマンドフォーマット

Serial ID Format	<STX>AD94:RAD:<NUM1><NUM2><NUM3>:*****<ETX> (シリアル制御のみ)
	(例) Serial ID = 1の場合 <STX>AD94:RAD:001:PON<ETX>



- AD94:RAD: は、シリアルID付きコマンドを送る場合に必要固定文字列です。
- シリアルIDには、制御したいディスプレイのディスプレイIDを3文字で指定します。
  - ディスプレイID が 1 の場合、シリアルIDは 001 になります。
  - ディスプレイID が 15 の場合、シリアルIDは 015 になります。

- ディジーチェーンでシリアル制御を行う場合は「Options」メニューの「Serial daisy chain position(シリアルディジーチェーン接続位置)」を正しく設定してください。
- シリアル端子でディジーチェーン接続する場合は、ピンNo. ②~⑧が結線されているストレートケーブルを使用してください。
- YFB200を使用してRS232C制御を行った場合、31文字を超える応答のコマンドは使用できません。(\*1)

(\*1) DIGITAL LINK機能を持つモデル。