

Model ID

MFO

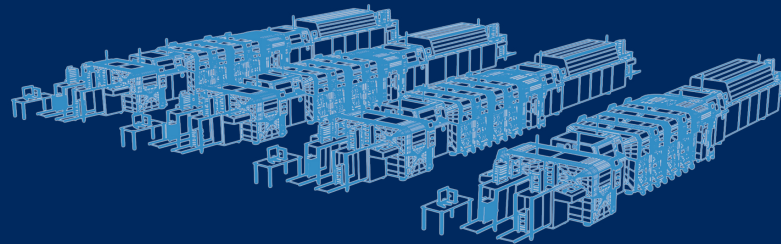
Model No.

NM-EJS6B

Digital transformation for SMT to innovate manufacturing process


Marking the end of an era of cut-and-try methods for production plans, MFO, the "next innovation" manufacturing operations optimizer for SMT production lines is ready to help you optimize your production efficiency.

Another set of
SMT floor in cyber space



Reflecting optimized production
plan in production floor
(Optimization)

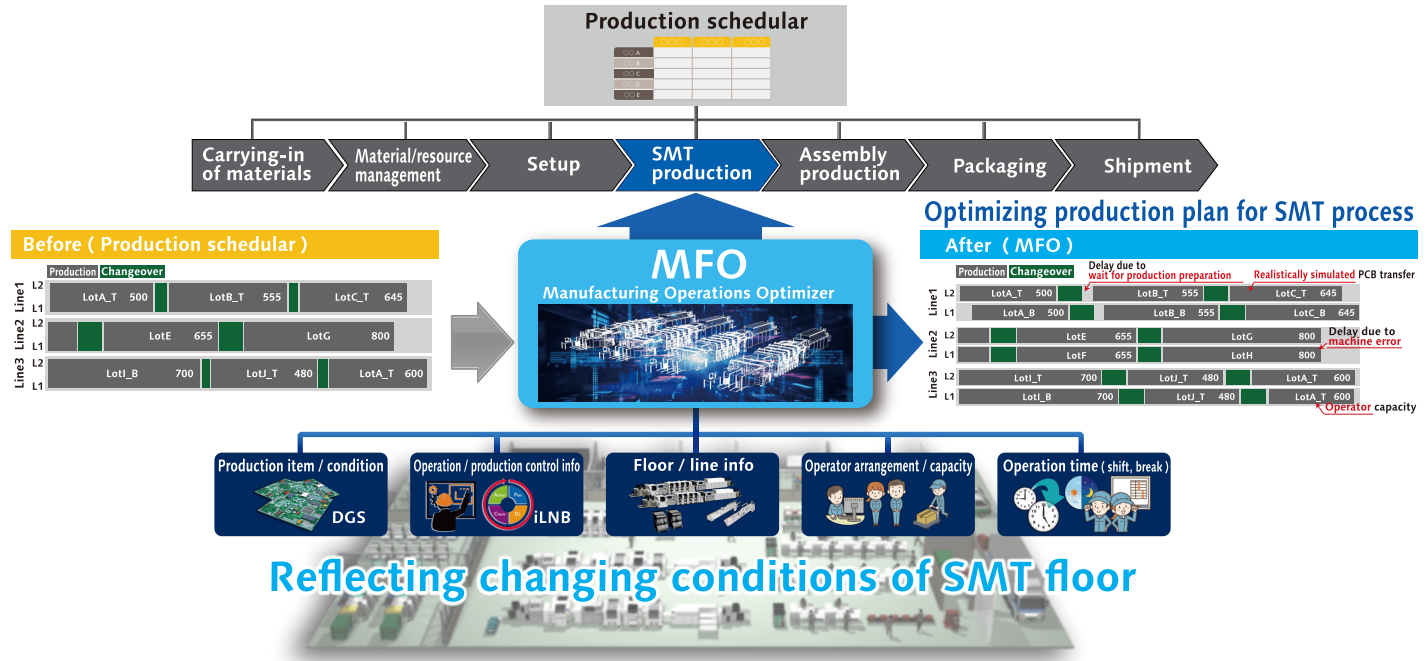
Entirely virtualizing
SMT floor
(Modeling)



Actual SMT floor

- For those who have trouble finding means to verify their shop floor production capacity.
- For those who have trouble creating production plans or data very often.
- For those who have trouble doing dual-lane production or setup changes frequently.
- For those who have trouble loading or allocating resources into or among lines

Image of the system



Function list

| Function | Description |
|---------------------------------------|--|
| ①SMT process simulation | In consideration of "error occurrence in production machines," "parts exchange by operators" and "operators' travel time," it models an SMT floor, and simulates production conditions including multiple SMT lines and off-line setup processes. This ensures highly accurate simulation results. |
| ②Production plan optimization | In consideration of multiple production lines, it optimizes a production plan based on the production conditions set up in [SMT process simulation]. This allows the "production line" and "production order" of each PCB to be calculated / provided automatically. |
| ③Setup plan optimization | It optimizes "off-line setup" sequence according to the production plan developed in [production plan optimization]. This allows automatic calculation / provision of "priorities for setups in multiple lines," "a setup plan that takes into account the shared use of carts" and "effects of an increase / decrease in the setup number of operators on the production plan." |
| ④Number of operators optimization | Based on the production conditions set up in [SMT process simulation], it optimizes the number of operators required for each line and setup, allowing you to automatically calculate / provide "the number of the operators required." |
| ⑤Auto generation of optimized program | Based on approximate / detailed production plans developed by "production scheduler," it works together with NPM-DGS to prepare production program without operator intervention. At that time, it also determines a production line for relevant product and the setup groups in the line that share common sequence. |
| ⑥Execution of the production plan | Based on the optimized production plan, it works with iLNB to automatic changeover. This prevents misproduction due to operation errors. |
| ⑦Confirmation of production progress | Link with iLNB to obtain production results and display progress against production plans. You can rearrange the production order according to the progress. |

Applicable machine

| Machine series | Model | Machine info entry |
|--------------------------------------|--|--------------------|
| NPM-G / NPM-X / NPM / VM / AM series | NPM-GH, NPM-DX, NPM-WX, NPM-WXS, NPM, NPM-D, NPM-D2, NPM-D3, NPM-D3A, NPM-TT, NPM-TT2, NPM-W, NPM-W2, NPM-W2S, AM100, VM101, VM102 | ○* |
| CM / DT series | CM602-L, CM232-M, CM212-M, CM101-D, CM402-L, CM402-M, CM401-L, CM401-M, CM400-M, DT401-F, DT401-M, DT400-M | |
| Screen printer | NPM-GP/L, SP60, SP70, SP80, SP18, SPG, SPG2, SPD, SPV, SPV-DC | |
| NPM-VF series | NPM-VF | |
| Panasonic's former machine | Machines not included in the ones mentioned above | - |
| Non Panasonic machines | Non Panasonic machines (loader , screen printer , SPI , placement machine , AOI , reflow , etc.) | |

*Because machine information is registered during installation, you will be able to easily configure settings such as registration of the floor configuration of your SMT production lines.
 ※For details, contact us. ※The current version is limited to SMT process. ※Prepare PC on your own.

Safety Cautions

- Please read the User's Manual carefully to familiarize yourself with safe and effective usage procedures.
- To ensure safety when using this equipment, all work should be performed according to that as stated in the supplied Operating Instructions. Read your operating instruction manual thoroughly.

Panasonic Group products are built with the environment in mind.

For details here



Panasonic GREEN IMPACT

Inquiries...

Panasonic Connect Co., Ltd.
Process Automation Business Division

Shiodome Hamarikyu Bldg., 8-21-1 Ginza, Chuo-ku, Tokyo 104-0061, Japan

All data as of April 1, 2024

Ver. April 1, 2024

© Panasonic Connect Co., Ltd. 2024

- Changes in specifications and appearance may be made without notice for product improvement.
- Please contact us via our website at <https://industrial.panasonic.com/ww/r/fw>