

Professional Projectors line-up catalog



Panasonic Projectors product lineup



3-Chip DLP™ Laser light source models



1-Chip DLP™ Laser light source models

LCD models

50,000 lm



●PT-RQ50K >P3
50,000 lm



●PT-RQ35K >P3
30,500 lm



●PT-RZ34K >P4
30,500 lm



●PT-RQ25K >P5
20,000 lm



●PT-RZ24K >P5
20,000 lm



●PT-RQ18K >P6
16,000 lm



●PT-RZ17K >P6
16,000 lm



●PT-RZ14K >P6
14,000 lm



10,000 lm



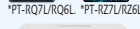
●PT-REQ15 Series >P7
8,000-15,000 lm



●PT-REZ15 Series >P9
8,000-15,000 lm



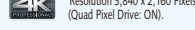
●PT-RQ7 Series >P11
6,500-7,500 lm



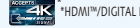
*PT-RQ7L/RQ6L *PT-RZ7L/RZ6L



●PT-FRQ60 Series >P13
5,200-6,000 lm



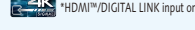
●PT-FRZ60 Series >P14
5,200-6,000 lm



*HDMI™/DIGITAL LINK input only.



●PT-FRZ55 >P14
5,000 lm



*HDMI™/DIGITAL LINK input only.

5,000 lm

SOLID SHINE Series



●PT-MZ20K Series >P15
11,000-20,000 lm



●PT-MZ882 Series >P17
6,500-8,200 lm



*HDMI™/DIGITAL LINK input only. Supports signal up to 4K/30p.




●PT-VMZ71 Series >P21
4,500-7,000 lm



*HDMI™/DIGITAL LINK input only. Supports signal up to 4K/30p.




●PT-CMZ50 >P34
5,200 lm



*HDMI™/DIGITAL LINK input only. Supports signal up to 4K/30p.



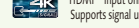
●PT-TMZ400 Series >P31
3,800-4,000 lm



*HDMI™ input only. Supports signal up to 4K/30p.



●PT-LMZ460 Series >P24
4,200-4,600 lm



*HDMI™ input only. Supports signal up to 4K/30p.

- Large-Venue
- Installation
- Portable
- Short Throw/
Ultra Short Throw



●PT-EW730Z/EX800Z >P19
7,000-7,500 lm



●PT-EW650/EX620/EX520 >P20
5,300-6,200 lm
















●PT-VW360 Series >P27
4,000-4,500 lm



●PT-LB426 Series >P28
3,100-4,100 lm

Large-Venue



	PT-RQ50K	PT-RQ35K	PT-RZ34K
	 <p>50,000 lm / 51,000 lm (Center)⁷ Native 4K¹³ * Lens sold separately.</p>     	 <p>30,500 lm / 32,000 lm (Center)⁷ 4K¹³ * Lens sold separately.</p>      	 <p>30,500 lm / 32,000 lm (Center)⁷ WUXGA * Lens sold separately.</p>      
Projector type	3-Chip DLP™ Projector	3-Chip DLP™ Projector	3-Chip DLP™ Projector
DLP Chip			
Panel size	35.1 mm (1.38 in)	24.4 mm (0.96 in)	24.4 mm (0.96 in)
Aspect ratio	17:9	16:10	16:10
Number of pixels	8,847,360 (4,096 x 2,160) pixels	2,304,000 (1,920 x 1,200) pixels	2,304,000 (1,920 x 1,200) pixels
Light source	Laser diodes (Blue LD, Red LD)	Laser diodes (Blue LD, Red LD)	Laser diodes (Blue LD, Red LD)
Light output¹	50,000 lm / 51,000 lm (Center) ⁷	30,500 lm / 32,000 lm (Center) ⁷	30,500 lm / 32,000 lm (Center) ⁷
Time until light output declines to 50%²	20,000 hours (NORMAL)/ 24,000 hours (ECO)	20,000 hours (NORMAL)/ 24,000 hours (ECO)/ 26,000 hours (QUIET)	20,000 hours (NORMAL)/ 24,000 hours (ECO)/ 26,000 hours (QUIET)
Resolution	Native 4K (4,096 x 2,160)	4K (3,840 x 2,400)	WUXGA (1,920 x 1,200)
Contrast ratio (full on/full off)	20,000:1	20,000:1	20,000:1
Screen size (diagonal)	2.54-38.1 m (100-1,500 in)	1.78-25.4 m (70-1,000 in) ¹⁵	1.78-25.4 m (70-1,000 in) ¹⁵
Lens shift³	Vertical: ±45 % ⁸ , Horizontal: ±16 % ⁸ (powered)	Vertical: ±55 % ¹⁶ , Horizontal: ±20 % ¹⁶ (powered)	Vertical: ±55 % ¹⁶ , Horizontal: ±20 % ¹⁶ (powered)
Filter Replacement Cycle	- (No filter)	- (No filter)	- (No filter)
Terminals	Multi Projector SYNC in/out [BNC x 2] Serial in/out [D-sub 9-pin x 2 (RS-232C)] Remote 1 in/out [M3 x 2] Remote 2 in [D-sub 9-pin x 1] LAN/DIGITAL LINK [RJ-45 x 1] LAN [RJ-45 x 1] USB [USB type-A x 1] ⁹ DC out [USB type-A x 2 (DC 5 V, total 2 A)] Slot 1 [Pre-installed with ET-MDN12G10] Slot 2 [SLOT NX specification, for Interface Boards (optional)]	HDMI™ in [HDMI™ 19-pin x 1] Multi Projector SYNC in/out [BNC x 2] Serial in/out [D-sub 9-pin x 2 (RS-232C)] Remote 1 in/out [M3 x 2] Remote 2 in [D-sub 9-pin x 1] LAN/DIGITAL LINK [RJ-45 x 1] LAN [RJ-45 x 1] USB [USB type-A x 1] ⁹ DC out [USB type-A x 2 (DC 5 V, total 2 A)] Slot [SLOT NX specification, for Interface Boards (optional)]	SDI in [BNC x 2 (3G/HD/SD-SDI)] HDMI™ in [HDMI™ 19-pin x 1] DVI-D in [DVI-D 24-pin x 1] 3D SYNC 1 in/out / Multi Projector Sync in [BNC x 1] 3D SYNC 2 out / Multi Projector Sync out [BNC x 1] Serial in/out [D-sub 9-pin x 2 (RS-232C)] Remote 1 in/out [M3 x 2] Remote 2 in [D-sub 9-pin x 1] LAN/DIGITAL LINK [RJ-45 x 1] LAN [RJ-45 x 1] USB [USB type-A x 1] ⁹ DC out [USB type-A x 2 (DC 5 V, total 2 A)] Slot [SLOT NX specification, for interface board (optional)]
Power supply	100-240 V AC, 50/60 Hz ¹⁰	100-240 V AC, 50/60 Hz ¹⁰	100-240 V AC, 50/60 Hz ¹⁰
Maximum power consumption	4,100 W	2,550 W	2,450 W
On-mode power consumption	[NORMAL] 3,970 W / [ECO] 3,110 W	[NORMAL] 2,060 W / [ECO] 1,650 W [QUIET] 1,370 W	[NORMAL] 2,010 W / [ECO] 1,590 W [QUIET] 1,310 W
BTU value	Max. 13,560 BTU	Max. 8,713 BTU	Max. 8,371 BTU
Operation noise	52 dB	49 dB (NORMAL/ECO)/46 dB (QUIET)	49 dB (NORMAL/ECO)/46 dB (QUIET)
Dimensions (W x H⁴ x D⁵)	720 x 445 x 1070 mm (28-11/32 x 17-9/16 x 42-1/8 in)	598 x 353 x 780 mm (23-17/32 x 13-29/32 x 30-23/32 in)	598 x 353 x 780 mm (23-17/32 x 13-29/32 x 30-23/32 in)
Weight⁶	Approx. 126 kg/278 lbs	Approx. 69.8 kg/154 lbs	Approx. 68.6 kg/152 lbs
Optional accessories	ET-YFB200G (DIGITAL LINK Switcher) ET-YFB100G (Digital Interface Box) AJ-WM50 (Wireless Module) ¹¹ ET-MDN12G10 (12G-SDI Input Board) ET-MDNHM10 (HDMI™ Input Board) ET-MDNDV10 (DVI-D Input Board) ET-MDNDP10 (DisplayPort Input Board) ET-MDNFB10 (12G-SDI Optical Input Board) ET-NUK10 (NFC Upgrade Kit) ^{11,12}	ET-D75MKS10 (Stepping Motor Kit) ET-YFB200G (DIGITAL LINK Switcher) ET-YFB100G (Digital Interface Box) AJ-WM50 (Wireless Module) ¹¹ ET-MDNDV10 (DVI-D Input Board) ET-MDNHM10 (HDMI™ Input Board) ET-MDN12G10 (12G-SDI Input Board) ET-MDNDP10 (DisplayPort Input Board) ET-MDNFB10 (12G-SDI Optical Input Board) ET-SUK10 (High Frame Rate Upgrade Kit) ET-NUK10 (NFC Upgrade Kit) ^{11,12}	ET-D75MKS10 (Stepping Motor Kit) ET-YFB200G (DIGITAL LINK Switcher) ET-YFB100G (Digital Interface Box) AJ-WM50 (Wireless Module) ¹¹ ET-MDNDV10 (DVI-D Input Board) ET-MDNHM10 (HDMI™ Input Board) ET-MDN12G10 (12G-SDI Input Board) ET-MDNDP10 (DisplayPort Input Board) TY-TBN03G (3G-SDI Input Board) ET-MDNDP10 (DisplayPort Input Board) ET-MDNFB10 (12G-SDI Optical Input Board) ET-NUK10 (NFC Upgrade Kit) ^{11,12}
Optional lens	Yes (see the Optional Lenses page: P37)	Yes (see the Optional Lenses page: P39)	Yes (see the Optional Lenses page: P39)

1: Measurement, measuring conditions, and method of notation all comply with ISO/IEC 21118: 2020 international standards. Result of brightness measured complied with ISO/IEC 21118: 2020 and ANSI will be same. 2: After approximately 20,000 hours, cleaning needs to be performed (by the vendor which you purchased from). The light source's lifetime may be shortened due to environmental conditions and operating mode. 3: The lens shift cannot be used or its range of operation is limited with a fixed-focus lens. 4: Height: with legs at shortest position. 5: Depth: protruding parts not included. 6: Average value. Each product has an individual variable in weight.

7: Lumiance measured at center of screen. 8: Vertical ±25% and horizontal ±8% with the ET-D3QT600. 9: For USB Memory Stick / optional Wireless Module (AJ-WM50) ISO/IEC 21118: 2020 and ANSI will be same. 10: The availability varies depending on the country. 11: To use NFC function, Smart Projector Control App is required. 12: To use NFC function, Smart Projector Control App is required. 13: Resolution 3,840 x 2,400 Pixels (QUAD PIXEL DRIVE: ON) 14: ET-SUK10 is required. 15: 1.78-25.4 m (70-600 in) with the ET-D75LE8/D3LET80. 3.05-15.24 m (120-600 in) with the ET-D75LE95. 16: Vertical ±44% and horizontal ±15% with the ET-D75LE6/ET-D3LEW60. 17: HDMI™/DIGITAL LINK input only.

Smart Projector Control FEATURES



Smart Projector Control is an application software for smartphones that enables the operation of Panasonic projectors. By connecting your iPhone/Android terminal to a projector with wireless LAN (Wi-Fi), a variety of controls, such as turning the power on and off to various lens adjustments are possible. The hassles associated with the remote control and main body buttons are solved with easy tap controls, contributing to improved efficiency for the customer.

NFC Function

Easily access the setting information by simply holding your smartphone over the device even when the power is turned off. This significantly reduces the preset time, and enables you to write in a part of the setting information!




*Featured image: PT-RQ50K

* NFC function compatible projectors are the PT-RQ50K, PT-RQ35K Series, PT-RZ14K, PT-REQ15 Series, PT-REZ15 Series and PT-MZ20K Series only.

Auto Focus Function

- The lens focus can be adjusted with the remote control or smartphone
- Automatically adjust the lens focus

Adjusting the focus is easy even after installing the projector!



Adjust from your smartphone

Note: Auto Focus may not be compatible with some projector models and mobile devices. Please refer to the Web Manual for supported models.

See page 66 for the basic information

Smart Projector Control detail page:

>>> <https://docs.connect.panasonic.com/projector/products/smartpjcontrol/>

Large-Venue



PT-RQ25K



20,000 lm / 21,000 lm (Center)⁸ 4K⁷
* Lens sold separately.



PT-RZ24K



20,000 lm / 21,000 lm (Center)⁸ WUXGA
* Lens sold separately.



PT-RQ18K



16,000 lm / 16,800 lm (Center)⁸ 4K⁷
* Lens sold separately.



PT-RZ17K



16,000 lm / 16,800 lm (Center)⁸ WUXGA
* Lens sold separately.



PT-RZ14K¹⁵



14,000 lm / 14,700 lm (Center)⁸ WUXGA
* Lens sold separately.



Projector type	3-Chip DLP™ Projector	3-Chip DLP™ Projector	3-Chip DLP™ Projector	3-Chip DLP™ Projector	3-Chip DLP™ Projector
DLP Chip					
Panel size	20.3 mm (0.8 in)	20.3 mm (0.8 in)	20.3 mm (0.8 in)	20.3 mm (0.8 in)	20.3 mm (0.8 in)
Aspect ratio	16:10	16:10	16:10	16:10	16:10
Number of pixels	2,304,000 (1,920 x 1,200) pixels x 3	2,304,000 (1,920 x 1,200) pixels	2,304,000 (1,920 x 1,200) pixels x 3	2,304,000 (1,920 x 1,200) pixels	2,304,000 (1,920 x 1,200) pixels
Light source	Laser diodes	Laser diodes	Laser diodes	Laser diodes	Laser diodes
Light output¹	20,000 lm / 21,000 lm (Center) ⁸	20,000 lm / 21,000 lm (Center) ⁸	16,000 lm / 16,800 lm (Center) ⁸	16,000 lm / 16,800 lm (Center) ⁸	14,000 lm / 14,700 lm (Center) ⁸
Time until light output declines to 50%²	20,000 hours (NORMAL/QUIET)/ 24,000 hours (ECO)	20,000 hours (NORMAL/QUIET)/ 24,000 hours (ECO)	20,000 hours (NORMAL/QUIET)/ 24,000 hours (ECO)	20,000 hours (NORMAL/QUIET)/ 24,000 hours (ECO)	20,000 hours (NORMAL)/ 24,000 hours (ECO)
Resolution	4K (3,840 x 2,400)	WUXGA (1,920 x 1,200)	4K (3,840 x 2,400)	WUXGA (1,920 x 1,200)	WUXGA (1,920 x 1,200)
Contrast ratio (full on/full off)	25,000:1	25,000:1	25,000:1	25,000:1	25,000:1
Screen size (diagonal)	1.78-25.4 m (70-1,000 in) ⁹	1.78-25.4 m (70-1,000 in) ⁹	1.78-25.4 m (70-1,000 in) ⁹	1.78-25.4 m (70-1,000 in) ⁹	1.78-25.4 m (70-1,000 in) ⁹
Lens shift³	Vertical: ±66 % ¹⁰ , Horizontal: ±24 % ¹⁰ (powered)	Vertical: ±66 % ¹⁰ , Horizontal: ±24 % ¹⁰ (powered)	Vertical: ±66 % ¹⁰ , Horizontal: ±24 % ¹⁰ (powered)	Vertical: ±66 % ¹⁰ , Horizontal: ±24 % ¹⁰ (powered)	Vertical: ±66 % ¹⁰ , Horizontal: ±24 % ¹⁰ (powered)
Filter Replacement Cycle	- (No filter)	- (No filter)	- (No filter)	- (No filter)	- (No filter)
Terminals	HDMI™ in [HDMI™ 19-pin x 2] DisplayPort in [DP-20P x 1] Multi Projector Sync in [BNC x 1] Multi Projector Sync out [BNC x 1] Serial in/out [D-sub 9-pin x 2 (RS-232C)] Remote 1 in/out [M3 x 2] Remote 2 in [D-sub 9-pin x 1] LAN [RJ-45 x 1] USB [USB type-A x 1] ¹¹ DC out [USB type-A x 1 (DC 5 V, up to 2 A)] Slot [Slot x 1, Intel® SDM specification, for Function Boards (optional)]	HDMI™ in [HDMI™ 19-pin x 2] DisplayPort in [DP-20P x 1] 3D SYNC in/out / Multi Projector Sync in [BNC x 1] 3D SYNC out / Multi Projector Sync out [BNC x 1] Serial in/out [D-sub 9-pin x 2 (RS-232C)] Remote 1 in/out [M3 x 2] Remote 2 in [D-sub 9-pin x 1] LAN [RJ-45 x 1] USB [USB type-A x 1] ¹¹ DC out [USB type-A x 1 (DC 5 V, up to 2 A)] Slot [Slot x 1, Intel® SDM specification, for Function Boards (optional)]	HDMI™ in [HDMI™ 19-pin x 2] DisplayPort in [DP-20P x 1] Multi Projector Sync in [BNC x 1] Multi Projector Sync out [BNC x 1] Serial in/out [D-sub 9-pin x 2 (RS-232C)] Remote 1 in/out [M3 x 2] Remote 2 in [D-sub 9-pin x 1] LAN [RJ-45 x 1] USB [USB type-A x 1] ¹¹ DC out [USB type-A x 1 (DC 5 V, up to 2 A)] Slot [Slot x 1, Intel® SDM specification, for Function Boards (optional)]	HDMI™ in [HDMI™ 19-pin x 2] DisplayPort in [DP-20P x 1] 3D SYNC in/out / Multi Projector Sync in [BNC x 1] 3D SYNC out / Multi Projector Sync out [BNC x 1] Serial in/out [D-sub 9-pin x 2 (RS-232C)] Remote 1 in/out [M3 x 2] Remote 2 in [D-sub 9-pin x 1] LAN [RJ-45 x 1] USB [USB type-A x 1] ¹¹ DC out [USB type-A x 1 (DC 5 V, up to 2 A)] Slot [Slot x 1, Intel® SDM specification, for Function Boards (optional)]	HDMI™ in [HDMI™ 19-pin x 2] DisplayPort in [DP-20P x 1] 3D SYNC in/out / Multi Projector Sync in [BNC x 1] 3D SYNC out / Multi Projector Sync out [BNC x 1] Serial in/out [D-sub 9-pin x 2 (RS-232C)] Remote 1 in/out [M3 x 2] Remote 2 in [D-sub 9-pin x 1] LAN [RJ-45 x 1] USB [USB type-A x 1] ¹¹ DC out [USB type-A x 1 (DC 5 V, up to 2 A)] Slot [Slot x 1, Intel® SDM specification, for Function Boards (optional)]
Power supply	AC100 V-120 V/AC 200 V-240 V, 50 Hz/60 Hz ¹²	AC100 V-120 V/AC 200 V-240 V, 50 Hz/60 Hz ¹²	AC100 V-120 V/AC 200 V-240 V, 50 Hz/60 Hz ¹²	AC100 V-120 V/AC 200 V-240 V, 50 Hz/60 Hz ¹²	AC100 V-120 V/AC 200 V-240 V, 50 Hz/60 Hz
Maximum power consumption	AC 200 V-AC 240 V: 1,490 W (1,520 VA) AC 100 V-AC 120 V: 1,080 W (1,090 VA)	AC 200 V-AC 240 V: 1,470 W (1,520 VA) AC 100 V-AC 120 V: 1,060 W (1,090 VA)	AC 200 V-AC 240 V: 1,190 W (1,220 VA) AC 100 V-AC 120 V: 1,080 W (1,090 VA)	AC 200 V-AC 240 V: 1,170 W (1,220 VA) AC 100 V-AC 120 V: 1,060 W (1,090 VA)	AC 200 V-AC 240 V: 1,050 W (1,060 VA) AC 100 V-AC 120 V: 1,080 W (1,090 VA)
On-mode power consumption	[NORMAL] 1,330 W / [ECO] 1,040 W [QUIET] 1,030 W	[NORMAL] 1,310 W / [ECO] 1,020 W [QUIET] 1,010 W	[NORMAL] 1,030 W / [ECO] 820 W [QUIET] 810 W	[NORMAL] 1,010 W / [ECO] 800 W [QUIET] 790 W	[NORMAL] 950 W [ECO] 780 W
BTU value	Max. 5,091 BTU	Max. 5,023 BTU	Max. 4,066 BTU	Max. 3,998 BTU	Max. 3,691 BTU
Operation noise	46 dB (NORMAL/ECO), 43 dB (QUIET)	46 dB (NORMAL/ECO), 43 dB (QUIET)	43 dB (NORMAL/ECO), 40 dB (QUIET)	43 dB (NORMAL/ECO), 40 dB (QUIET)	40 dB (NORMAL/ECO)
Dimensions (W x H⁴ x D⁵)	550 x 220 x 570 mm (21-5/8 x 8-11/16 x 22-7/16 in)	550 x 220 x 570 mm (21-5/8 x 8-11/16 x 22-7/16 in)	550 x 220 x 570 mm (21-5/8 x 8-11/16 x 22-7/16 in)	550 x 220 x 570 mm (21-5/8 x 8-11/16 x 22-7/16 in)	550 x 220 x 570 mm (21-5/8 x 8-11/16 x 22-7/16 in)
Weight⁶	Approx. 35.0 kg/77.2 lbs	Approx. 35.0 kg/77.2 lbs	Approx. 35.0 kg/77.2 lbs	Approx. 35.0 kg/77.2 lbs	Approx. 35.0 kg/77.2 lbs
Optional accessories	ET-PKD520H (High ceiling mount bracket) ET-PKD520S (Low ceiling mount bracket) ET-PKD521B (Attachment for ceiling mount bracket) ET-D75MKS10 (Stepping Motor kit) ET-PLF10/PLF20 (Lens Fixed Attachment) ET-YFB200G (DIGITAL LINK Switcher) ET-YFB100G (Digital Interface Box) AJ-WM50 (Wireless Module) ¹³ ET-NUK10 (NFC Upgrade Kit) ^{13,14} TY-SB01QS (12G-SDI Input Board) TY-SB01DL (DIGITAL LINK Terminal Board) TY-SB01WP (Wireless Presentation System Receiver Board) TY-SB01FB (12G-SDI Optical Function Board) ¹³	ET-PKD520H (High ceiling mount bracket) ET-PKD520S (Low ceiling mount bracket) ET-PKD521B (Attachment for ceiling mount bracket) ET-D75MKS10 (Stepping Motor kit) ET-PLF10/PLF20 (Lens Fixed Attachment) ET-YFB200G (DIGITAL LINK Switcher) ET-YFB100G (Digital Interface Box) AJ-WM50 (Wireless Module) ¹³ ET-NUK10 (NFC Upgrade Kit) ^{13,14} TY-SB01QS (12G-SDI Input Board) TY-SB01DL (DIGITAL LINK Terminal Board) TY-SB01WP (Wireless Presentation System Receiver Board) TY-SB01FB (12G-SDI Optical Function Board) ¹³	ET-PKD520H (High ceiling mount bracket) ET-PKD520S (Low ceiling mount bracket) ET-PKD521B (Attachment for ceiling mount bracket) ET-D75MKS10 (Stepping Motor kit) ET-PLF10/PLF20 (Lens Fixed Attachment) ET-YFB200G (DIGITAL LINK Switcher) ET-YFB100G (Digital Interface Box) AJ-WM50 (Wireless Module) ¹³ ET-NUK10 (NFC Upgrade Kit) ^{13,14} TY-SB01QS (12G-SDI Input Board) TY-SB01DL (DIGITAL LINK Terminal Board) TY-SB01WP (Wireless Presentation System Receiver Board) TY-SB01FB (12G-SDI Optical Function Board) ¹³	ET-PKD520H (High ceiling mount bracket) ET-PKD520S (Low ceiling mount bracket) ET-PKD521B (Attachment for ceiling mount bracket) ET-D75MKS10 (Stepping Motor kit) ET-PLF10/PLF20 (Lens Fixed Attachment) ET-YFB200G (DIGITAL LINK Switcher) ET-YFB100G (Digital Interface Box) AJ-WM50 (Wireless Module) ¹³ ET-NUK10 (NFC Upgrade Kit) ^{13,14} TY-SB01QS (12G-SDI Input Board) TY-SB01DL (DIGITAL LINK Terminal Board) TY-SB01WP (Wireless Presentation System Receiver Board) TY-SB01FB (12G-SDI Optical Function Board) ¹³	ET-PKD520H (High ceiling mount bracket) ET-PKD520S (Low ceiling mount bracket) ET-PKD521B (Attachment for ceiling mount bracket) ET-D75MKS10 (Stepping Motor kit) ET-PLF10/PLF20 (Lens Fixed Attachment) ET-YFB200G (DIGITAL LINK Switcher) ET-YFB100G (Digital Interface Box) AJ-WM50 (Wireless Module) ¹³ ET-NUK10 (NFC Upgrade Kit) ^{13,14} TY-SB01QS (12G-SDI Input Board) TY-SB01DL (DIGITAL LINK Terminal Board) TY-SB01WP (Wireless Presentation System Receiver Board) TY-SB01FB (12G-SDI Optical Function Board) ¹³
Optional lens	Yes (see the Optional Lenses page: P39)	Yes (see the Optional Lenses page: P39)	Yes (see the Optional Lenses page: P39)	Yes (see the Optional Lenses page: P39)	Yes (see the Optional Lenses page: P39)

1: Measurement, measuring conditions, and method of notation all comply with ISO/IEC 21118: 2020 international standards. Result of brightness measured complied with ISO/IEC 21118: 2020 and ANSI will be same. 2: After approximately 20,000 hours, cleaning needs to be performed (by the vendor which you purchased from). The light source's lifetime may be shortened due to environmental conditions and operating mode. 3: The lens shift cannot be used or its range of operation is limited with a fixed-focus lens. 4: Height: excluding the feet and protrusions. 5: Depth: protruding parts not included. 6: Average value. Each product has an individual variable in weight.

7: Resolution 3,840 x 2,400 Pixels (QUAD PIXEL DRIVE: ON) 8: Lumiance measured at center of screen. 9: 1.78-15.24 m (70-600 in) with the ET-D75LE8/D3LET80. 3.05-15.24 m (120-600 in) with the ET-D75LE95. 10: Vertical ±52 % and horizontal ±18 % with the ET-D75LE6/ET-D3LEW60. 11: For USB Memory Stick / optional Wireless Module (AJ-WM50) 12: The maximum light output is limited to approximately 15,000 lm. Under the following circumstances, maximum light output may be reduced. 13: The availability varies depending on the country. 14: To use NFC function, Smart Projector Control App is required. 15: Available in Japan, US and Canada.

Installation



PT-REQ15 PT-REQ15L⁷



15,000 lm / 15,500 lm (Center)⁸ | 4K



PT-REQ12 PT-REQ12L⁷



12,000 lm / 12,400 lm (Center)⁸ | 4K

* Available in black/white cabinet.



PT-REQ10 PT-REQ10L⁷



10,000 lm / 10,300 lm (Center)⁸ | 4K

* Available in black/white cabinet.



PT-REQ80 PT-REQ80L⁷



8,000 lm / 8,200 lm (Center)⁸ | 4K

* Available in black/white cabinet.



Projector type	1-Chip DLP™ Projector	1-Chip DLP™ Projector	1-Chip DLP™ Projector	1-Chip DLP™ Projector
DLP chip	Panel size 20.3 mm (0.8 in) Aspect ratio 16:10 Number of pixels 2,304,000 (1,920 x 1,200) pixels	Panel size 20.3 mm (0.8 in) Aspect ratio 16:10 Number of pixels 2,304,000 (1,920 x 1,200) pixels	Panel size 20.3 mm (0.8 in) Aspect ratio 16:10 Number of pixels 2,304,000 (1,920 x 1,200) pixels	Panel size 20.3 mm (0.8 in) Aspect ratio 16:10 Number of pixels 2,304,000 (1,920 x 1,200) pixels
Light source	Laser diode	Laser diode	Laser diode	Laser diode
Light output¹	15,000 lm / 15,500 lm (Center) ⁸	12,000 lm / 12,400 lm (Center) ⁸	10,000 lm / 10,300 lm (Center) ⁸	8,000 lm / 8,200 lm (Center) ⁸
Time until light output declines to 50%²	20,000 hours (NORMAL/QUIET)/ 24,000 hours (ECO)	20,000 hours (NORMAL/QUIET)/ 24,000 hours (ECO)	20,000 hours (NORMAL/QUIET)/ 24,000 hours (ECO)	20,000 hours (NORMAL/QUIET)/ 24,000 hours (ECO)
Resolution	4K (3,840 x 2,400) ⁹	4K (3,840 x 2,400) ⁹	4K (3,840 x 2,400) ⁹	4K (3,840 x 2,400) ⁹
Contrast ratio (full on/full off)	25,000:1	25,000:1	25,000:1	25,000:1
Screen size (diagonal)	1.78-25.4 m (70-1,000 in) ¹⁰	1.78-25.4 m (70-1,000 in) ¹⁰	1.78-25.4 m (70-1,000 in) ¹⁰	1.78-25.4 m (70-1,000 in) ¹⁰
Lens (throw ratio)	F 1.84-2.31, f 23.9-37.2 mm (1.36-2.10:1) (PT-REQ15)	F 1.84-2.31, f 23.9-37.2 mm (1.36-2.10:1) (PT-REQ12)	F 1.84-2.31, f 23.9-37.2 mm (1.36-2.10:1) (PT-REQ10)	F 1.84-2.31, f 23.9-37.2 mm (1.36-2.10:1) (PT-REQ80)
Lens shift³	Vertical: ±60 % ¹¹ , Horizontal: ±29 % ¹² (powered)	Vertical: ±60 % ¹¹ , Horizontal: ±29 % ¹² (powered)	Vertical: ±60 % ¹¹ , Horizontal: ±29 % ¹² (powered)	Vertical: ±60 % ¹¹ , Horizontal: ±29 % ¹² (powered)
Filter Replacement Cycle	- (No filter)	- (No filter)	- (No filter)	- (No filter)
Terminals	HDMI™ in [HDMI™ 19-pin x 2] DisplayPort in [DP-20P x 1] Multi Projector Sync in/out [BNC x 2] Serial in/out [D-sub 9-pin x 2 (RS-232C)] Remote 1 in [M3 x 1] Remote 2 in [D-sub 9-pin x 1] Remote out [M3 x 1] LAN [RJ-45 x 1] USB [USB type-A x 1] ¹³ DC out [USB type-A x 1 (DC 5 V, up to 2 A)] Slot [Slot x 1, Intel® SDM specification, for Function Boards (optional)]	HDMI™ in [HDMI™ 19-pin x 2] DisplayPort in [DP-20P x 1] Multi Projector Sync in/out [BNC x 2] Serial in/out [D-sub 9-pin x 2 (RS-232C)] Remote 1 in [M3 x 1] Remote 2 in [D-sub 9-pin x 1] Remote out [M3 x 1] LAN [RJ-45 x 1] USB [USB type-A x 1] ¹³ DC out [USB type-A x 1 (DC 5 V, up to 2 A)] Slot [Slot x 1, Intel® SDM specification, for Function Boards (optional)]	HDMI™ in [HDMI™ 19-pin x 2] DisplayPort in [DP-20P x 1] Multi Projector Sync in/out [BNC x 2] Serial in/out [D-sub 9-pin x 2 (RS-232C)] Remote 1 in [M3 x 1] Remote 2 in [D-sub 9-pin x 1] Remote out [M3 x 1] LAN [RJ-45 x 1] USB [USB type-A x 1] ¹³ DC out [USB type-A x 1 (DC 5 V, up to 2 A)] Slot [Slot x 1, Intel® SDM specification, for Function Boards (optional)]	HDMI™ in [HDMI™ 19-pin x 2] DisplayPort in [DP-20P x 1] Multi Projector Sync in/out [BNC x 2] Serial in/out [D-sub 9-pin x 2 (RS-232C)] Remote 1 in [M3 x 1] Remote 2 in [D-sub 9-pin x 1] Remote out [M3 x 1] LAN [RJ-45 x 1] USB [USB type-A x 1] ¹³ DC out [USB type-A x 1 (DC 5 V, up to 2 A)] Slot [Slot x 1, Intel® SDM specification, for Function Boards (optional)]
Power supply	100-240 V AC, 50/60 Hz	100-240 V AC, 50/60 Hz	100-240 V AC, 50/60 Hz	100-240 V AC, 50/60 Hz
Maximum power consumption	1,140 W	1,030 W	870 W	760 W
On-mode power consumption	[NORMAL] 985 W (AC 100-120 V), 940 W (AC 200-240 V) [ECO] 765 W (AC 100-120 V), 735 W (AC 200-240 V) [QUIET] 760 W (AC 100-120 V), 730 W (AC 200-240 V)	[NORMAL] 880 W (AC 100-120 V), 840 W (AC 200-240 V) [ECO] 680 W (AC 100-120 V), 655 W (AC 200-240 V) [QUIET] 670 W (AC 100-120 V), 645 W (AC 200-240 V)	[NORMAL] 725 W (AC 100-120 V), 695 W (AC 200-240 V) [ECO] 565 W (AC 100-120 V), 545 W (AC 200-240 V) [QUIET] 555 W (AC 100-120 V), 535 W (AC 200-240 V)	[NORMAL] 595 W (AC 100-120 V), 575 W (AC 200-240 V) [ECO] 470 W (AC 100-120 V), 455 W (AC 200-240 V) [QUIET] 465 W (AC 100-120 V), 450 W (AC 200-240 V)
BTU value	Max. 3,890 BTU	Max. 3,515 BTU	Max. 2,970 BTU	Max. 2,594 BTU
Operation noise	42 dB (NORMAL/ECO), 38 dB (QUIET)	38 dB (NORMAL/ECO), 35 dB (QUIET)	36 dB (NORMAL/ECO), 33 dB (QUIET)	35 dB (NORMAL/ECO), 32 dB (QUIET)
Dimensions (W x H⁴ x D⁵)	498 x 212 x 648 mm (19-19/32 x 8-11/32 x 25-1/2 in)	498 x 212 x 648 mm (19-19/32 x 8-11/32 x 25-1/2 in)	498 x 212 x 648 mm (19-19/32 x 8-11/32 x 25-1/2 in)	498 x 212 x 648 mm (19-19/32 x 8-11/32 x 25-1/2 in)
Weight⁶	Approx. 28.7 kg/63.3 lbs (27.0 kg/59.5 lbs ⁷)	Approx. 28.7 kg/63.3 lbs (27.0 kg/59.5 lbs ⁷)	Approx. 28.7 kg/63.3 lbs (27.0 kg/59.5 lbs ⁷)	Approx. 28.7 kg/63.3 lbs (27.0 kg/59.5 lbs ⁷)
Optional accessories	ET-PKD130H (High ceiling mount bracket) ET-PKD120H (High ceiling mount bracket) ET-PKD120S (Low ceiling mount bracket) ET-PKD130B (Attachment for ceiling mount bracket) ET-YFB200G (DIGITAL LINK Switcher) ET-YFB100G (Digital Interface Box) AJ-WM50 (Wireless Module) ¹⁴ ET-NUK10 [NFC Upgrade Kit] ^{14,15} ET-UK20 (Geometry Manager Pro Upgrade kit) ET-CUK10/CUK10P (Auto Screen Adjustment Upgrade Kit) TY-SB01QS (12G-SDI Terminal Board) TY-SB01DL (DIGITAL LINK Terminal Board) TY-SB01WP (Wireless Presentation System Receiver Board) TY-SB01FB (12G-SDI Optical Function Board) ¹⁴	ET-PKD130H (High ceiling mount bracket) ET-PKD120H (High ceiling mount bracket) ET-PKD120S (Low ceiling mount bracket) ET-PKD130B (Attachment for ceiling mount bracket) ET-YFB200G (DIGITAL LINK Switcher) ET-YFB100G (Digital Interface Box) AJ-WM50 (Wireless Module) ¹⁴ ET-NUK10 [NFC Upgrade Kit] ^{14,15} ET-UK20 (Geometry Manager Pro Upgrade kit) ET-CUK10/CUK10P (Auto Screen Adjustment Upgrade Kit) TY-SB01QS (12G-SDI Terminal Board) TY-SB01DL (DIGITAL LINK Terminal Board) TY-SB01WP (Wireless Presentation System Receiver Board) TY-SB01FB (12G-SDI Optical Function Board) ¹⁴	ET-PKD130H (High ceiling mount bracket) ET-PKD120H (High ceiling mount bracket) ET-PKD120S (Low ceiling mount bracket) ET-PKD130B (Attachment for ceiling mount bracket) ET-YFB200G (DIGITAL LINK Switcher) ET-YFB100G (Digital Interface Box) AJ-WM50 (Wireless Module) ¹⁴ ET-NUK10 [NFC Upgrade Kit] ^{14,15} ET-UK20 (Geometry Manager Pro Upgrade kit) ET-CUK10/CUK10P (Auto Screen Adjustment Upgrade Kit) TY-SB01QS (12G-SDI Terminal Board) TY-SB01DL (DIGITAL LINK Terminal Board) TY-SB01WP (Wireless Presentation System Receiver Board) TY-SB01FB (12G-SDI Optical Function Board) ¹⁴	ET-PKD130H (High ceiling mount bracket) ET-PKD120H (High ceiling mount bracket) ET-PKD120S (Low ceiling mount bracket) ET-PKD130B (Attachment for ceiling mount bracket) ET-YFB200G (DIGITAL LINK Switcher) ET-YFB100G (Digital Interface Box) AJ-WM50 (Wireless Module) ¹⁴ ET-NUK10 [NFC Upgrade Kit] ^{14,15} ET-UK20 (Geometry Manager Pro Upgrade kit) ET-CUK10/CUK10P (Auto Screen Adjustment Upgrade Kit) TY-SB01QS (12G-SDI Terminal Board) TY-SB01DL (DIGITAL LINK Terminal Board) TY-SB01WP (Wireless Presentation System Receiver Board) TY-SB01FB (12G-SDI Optical Function Board) ¹⁴
Optional lens	Yes (see the Optional Lenses page: P41)	Yes (see the Optional Lenses page: P41)	Yes (see the Optional Lenses page: P41)	Yes (see the Optional Lenses page: P41)

1: Measurement, measuring conditions, and method of notation all comply with ISO/IEC 21118: 2020 international standards. Result of brightness measured complied with ISO/IEC 21118: 2020 and ANSI will be same. 2: After approximately 20,000 hours, cleaning needs to be performed (by the vendor which you purchased from). The light source's lifetime may be shortened due to environmental conditions and operating mode. 3: The lens shift cannot be used with a fixed-focus lens. 4: Height: with legs at shortest position. 5: Depth: including the supplied lens. Depth: 538 mm (21-3/16 in) for the lens-less models.

6: Average value. Each product has an individual variable in weight. 7: Lens-less model. 8: Luminescence measured at center of screen. 9: With Quad Pixel Drive: ON. 10: With the supplied lens (ET-C1S600). 11: Vertical ±50 % with the ET-C1W300/C1U100. 12: Horizontal ±23 % with the ET-C1W300/C1U100. 13: For USB Memory Stick / optional Wireless Module (AJ-WM50) 14: The availability varies depending on the country. 15: To use NFC function, Smart Projector Control App is required.

Installation



PT-REZ15 PT-REZ15L⁷



15,000 lm / 15,500 lm (Center)⁸ | WUXGA
* Available in black/white cabinet.



PT-REZ12 PT-REZ12L⁷



12,000 lm / 12,400 lm (Center)⁸ | WUXGA
* Available in black/white cabinet.



PT-REZ10 PT-REZ10L⁷



10,000 lm / 10,300 lm (Center)⁸ | WUXGA
* Available in black/white cabinet.



PT-REZ80 PT-REZ80L⁷



8,000 lm / 8,200 lm (Center)⁸ | WUXGA
* Available in black/white cabinet.




Projector type	1-Chip DLP™ Projector	1-Chip DLP™ Projector	1-Chip DLP™ Projector	1-Chip DLP™ Projector
DLP chip	Panel size 20.3 mm (0.8 in) 16:10 Number of pixels 2,304,000 (1,920 x 1,200) pixels	Panel size 20.3 mm (0.8 in) 16:10 Number of pixels 2,304,000 (1,920 x 1,200) pixels	Panel size 20.3 mm (0.8 in) 16:10 Number of pixels 2,304,000 (1,920 x 1,200) pixels	Panel size 20.3 mm (0.8 in) 16:10 Number of pixels 2,304,000 (1,920 x 1,200) pixels
Light source	Laser diode	Laser diode	Laser diode	Laser diode
Light output¹	15,000 lm / 15,500 lm (Center) ⁸	12,000 lm / 12,400 lm (Center) ⁸	10,000 lm / 10,300 lm (Center) ⁸	8,000 lm / 8,200 lm (Center) ⁸
Time until light output declines to 50%²	20,000 hours (NORMAL/QUIET)/ 24,000 hours (ECO)	20,000 hours (NORMAL/QUIET)/ 24,000 hours (ECO)	20,000 hours (NORMAL/QUIET)/ 24,000 hours (ECO)	20,000 hours (NORMAL/QUIET)/ 24,000 hours (ECO)
Resolution	WUXGA (1,920 x 1,200)	WUXGA (1,920 x 1,200)	WUXGA (1,920 x 1,200)	WUXGA (1,920 x 1,200)
Contrast ratio (full on/full off)	20,000:1	20,000:1	20,000:1	20,000:1
Screen size (diagonal)	1.78-25.4 m (70-1,000 in) ⁹	1.78-25.4 m (70-1,000 in) ⁹	1.78-25.4 m (70-1,000 in) ⁹	1.78-25.4 m (70-1,000 in) ⁹
Lens (throw ratio)	F 1.84-2.31, f 23.9-37.2 mm (1.36-2.10:1) (PT-REZ15)	F 1.84-2.31, f 23.9-37.2 mm (1.36-2.10:1) (PT-REZ12)	F 1.84-2.31, f 23.9-37.2 mm (1.36-2.10:1) (PT-REZ10)	F 1.84-2.31, f 23.9-37.2 mm (1.36-2.10:1) (PT-REZ80)
Lens shift³	Vertical: ±60 % ¹⁰ , Horizontal: ±29 % ¹⁰ (powered)	Vertical: ±60 % ¹⁰ , Horizontal: ±29 % ¹⁰ (powered)	Vertical: ±60 % ¹⁰ , Horizontal: ±29 % ¹⁰ (powered)	Vertical: ±60 % ¹⁰ , Horizontal: ±29 % ¹⁰ (powered)
Filter Replacement Cycle	- (No filter)	- (No filter)	- (No filter)	- (No filter)
Terminals	HDMI™ in [HDMI™ 19-pin x 2] DisplayPort in [DP-20P x 1] Multi Projector Sync in/out [BNC x 2] Serial in/out [D-sub 9-pin x 2 (RS-232C)] Remote 1 in [M3 x 1] Remote 2 in [D-sub 9-pin x 1] Remote out [M3 x 1] LAN [RJ-45 x 1] USB [USB type-A x 1] ¹¹ DC out [USB type-A x 1 (DC 5 V, up to 2 A)] Slot [Slot x 1, Intel® SDM specification, for Function Boards (optional)]	HDMI™ in [HDMI™ 19-pin x 2] DisplayPort in [DP-20P x 1] Multi Projector Sync in/out [BNC x 2] Serial in/out [D-sub 9-pin x 2 (RS-232C)] Remote 1 in [M3 x 1] Remote 2 in [D-sub 9-pin x 1] Remote out [M3 x 1] LAN [RJ-45 x 1] USB [USB type-A x 1] ¹¹ DC out [USB type-A x 1 (DC 5 V, up to 2 A)] Slot [Slot x 1, Intel® SDM specification, for Function Boards (optional)]	HDMI™ in [HDMI™ 19-pin x 2] DisplayPort in [DP-20P x 1] Multi Projector Sync in/out [BNC x 2] Serial in/out [D-sub 9-pin x 2 (RS-232C)] Remote 1 in [M3 x 1] Remote 2 in [D-sub 9-pin x 1] Remote out [M3 x 1] LAN [RJ-45 x 1] USB [USB type-A x 1] ¹¹ DC out [USB type-A x 1 (DC 5 V, up to 2 A)] Slot [Slot x 1, Intel® SDM specification, for Function Boards (optional)]	HDMI™ in [HDMI™ 19-pin x 2] DisplayPort in [DP-20P x 1] Multi Projector Sync in/out [BNC x 2] Serial in/out [D-sub 9-pin x 2 (RS-232C)] Remote 1 in [M3 x 1] Remote 2 in [D-sub 9-pin x 1] Remote out [M3 x 1] LAN [RJ-45 x 1] USB [USB type-A x 1] ¹¹ DC out [USB type-A x 1 (DC 5 V, up to 2 A)] Slot [Slot x 1, Intel® SDM specification, for Function Boards (optional)]
Power supply	100-240 V AC, 50/60 Hz	100-240 V AC, 50/60 Hz	100-240 V AC, 50/60 Hz	100-240 V AC, 50/60 Hz
Maximum power consumption	1,090 W	995 W	840 W	730 W
On-mode power consumption	[NORMAL] 945 W (AC 100-120 V), 900 W (AC 200-240 V) [ECO] 730 W (AC 100-120 V), 700 W (AC 200-240 V) [QUIET] 725 W (AC 100-120 V), 695 W (AC 200-240 V)	[NORMAL] 850 W (AC 100-120 V), 810 W (AC 200-240 V) [ECO] 650 W (AC 100-120 V), 625 W (AC 200-240 V) [QUIET] 640 W (AC 100-120 V), 615 W (AC 200-240 V)	[NORMAL] 700 W (AC 100-120 V), 675 W (AC 200-240 V) [ECO] 540 W (AC 100-120 V), 525 W (AC 200-240 V) [QUIET] 530 W (AC 100-120 V), 515 W (AC 200-240 V)	[NORMAL] 570 W (AC 100-120 V), 540 W (AC 200-240 V) [ECO] 440 W (AC 100-120 V), 425 W (AC 200-240 V) [QUIET] 435 W (AC 100-120 V), 420 W (AC 200-240 V)
BTU value	Max. 3,720 BTU	Max. 3,395 BTU	Max. 2,866 BTU	Max. 2,491 BTU
Operation noise	42 dB (NORMAL/ECO), 38 dB (QUIET)	38 dB (NORMAL/ECO), 35 dB (QUIET)	36 dB (NORMAL/ECO), 33 dB (QUIET)	35 dB (NORMAL/ECO), 32 dB (QUIET)
Dimensions (W x H⁴ x D⁵)	498 x 212 x 648 mm (19-19/32 x 8-11/32 x 21-3/16 in)	498 x 212 x 648 mm (19-19/32 x 8-11/32 x 21-3/16 in)	498 x 212 x 648 mm (19-19/32 x 8-11/32 x 21-3/16 in)	498 x 212 x 648 mm (19-19/32 x 8-11/32 x 21-3/16 in)
Weight⁶	Approx. 28.7 kg/63.3 lbs (27.0 kg/59.5 lbs ⁷)	Approx. 28.7 kg/63.3 lbs (27.0 kg/59.5 lbs ⁷)	Approx. 28.7 kg/63.3 lbs (27.0 kg/59.5 lbs ⁷)	Approx. 28.7 kg/63.3 lbs (27.0 kg/59.5 lbs ⁷)
Optional accessories	ET-PKD130H (High ceiling mount bracket) ET-PKD120H (High ceiling mount bracket) ET-PKD120S (Low ceiling mount bracket) ET-PKD130B (Attachment for ceiling mount bracket) ET-YFB200G (DIGITAL LINK Switcher) ET-YFB100G (Digital Interface Box) AJ-WM50 (Wireless Module) ¹² ET-NUK10 [NFC Upgrade Kit] ^{12,13} ET-UK20 (Geometry Manager Pro Upgrade kit) ET-CUK10/CUK10P (Auto Screen Adjustment Upgrade Kit) TY-SB01QS (12G-SDI Terminal Board) TY-SB01DL (DIGITAL LINK Terminal Board) TY-SB01WP (Wireless Presentation System Receiver Board) TY-SB01FB (12G-SDI Optical Function Board) ¹²	ET-PKD130H (High ceiling mount bracket) ET-PKD120H (High ceiling mount bracket) ET-PKD120S (Low ceiling mount bracket) ET-PKD130B (Attachment for ceiling mount bracket) ET-YFB200G (DIGITAL LINK Switcher) ET-YFB100G (Digital Interface Box) AJ-WM50 (Wireless Module) ¹² ET-NUK10 [NFC Upgrade Kit] ^{12,13} ET-UK20 (Geometry Manager Pro Upgrade kit) ET-CUK10/CUK10P (Auto Screen Adjustment Upgrade Kit) TY-SB01QS (12G-SDI Terminal Board) TY-SB01DL (DIGITAL LINK Terminal Board) TY-SB01WP (Wireless Presentation System Receiver Board) TY-SB01FB (12G-SDI Optical Function Board) ¹²	ET-PKD130H (High ceiling mount bracket) ET-PKD120H (High ceiling mount bracket) ET-PKD120S (Low ceiling mount bracket) ET-PKD130B (Attachment for ceiling mount bracket) ET-YFB200G (DIGITAL LINK Switcher) ET-YFB100G (Digital Interface Box) AJ-WM50 (Wireless Module) ¹² ET-NUK10 [NFC Upgrade Kit] ^{12,13} ET-UK20 (Geometry Manager Pro Upgrade kit) ET-CUK10/CUK10P (Auto Screen Adjustment Upgrade Kit) TY-SB01QS (12G-SDI Terminal Board) TY-SB01DL (DIGITAL LINK Terminal Board) TY-SB01WP (Wireless Presentation System Receiver Board) TY-SB01FB (12G-SDI Optical Function Board) ¹²	ET-PKD130H (High ceiling mount bracket) ET-PKD120H (High ceiling mount bracket) ET-PKD120S (Low ceiling mount bracket) ET-PKD130B (Attachment for ceiling mount bracket) ET-YFB200G (DIGITAL LINK Switcher) ET-YFB100G (Digital Interface Box) AJ-WM50 (Wireless Module) ¹² ET-NUK10 [NFC Upgrade Kit] ^{12,13} ET-UK20 (Geometry Manager Pro Upgrade kit) ET-CUK10/CUK10P (Auto Screen Adjustment Upgrade Kit) TY-SB01QS (12G-SDI Terminal Board) TY-SB01DL (DIGITAL LINK Terminal Board) TY-SB01WP (Wireless Presentation System Receiver Board) TY-SB01FB (12G-SDI Optical Function Board) ¹²
Optional lens	Yes (see the Optional Lenses page: P41)	Yes (see the Optional Lenses page: P41)	Yes (see the Optional Lenses page: P41)	Yes (see the Optional Lenses page: P41)

1: Measurement, measuring conditions, and method of notation all comply with ISO/IEC 21118: 2020 international standards. Result of brightness measured complied with ISO/IEC 21118: 2020 and ANSI will be same. 2: After approximately 20,000 hours, cleaning needs to be performed (by the vendor which you purchased from). The light source's lifetime may be shortened due to environmental conditions and operating mode. 3: The lens shift cannot be used with a fixed-focus lens. 4: Height: with legs at shortest position.

5: Depth: including the supplied lens. Depth: 538 mm (21-3/16 in) for the lens-less models. 6: Average value. Each product has an individual variable in weight. 7: Lens-less model. 8: Luminance measured at center of screen. 9: With the supplied lens (ET-C1S600). 10: Vertical ±50 % and Horizontal ±23 % with the ET-C1W300/C1U100. 11: For USB Memory Stick / optional Wireless Module (AJ-WM50) 12: The availability varies depending on the country. 13: To use NFC function, Smart Projector Control App is required.

Installation

























	PT-RQ7L NEW   	PT-RQ6L NEW   	PT-RZ7L NEW   	PT-RZ6L NEW   
				
	7,500 lm / 7,700 lm (Center) ⁷ 4K * Lens sold separately. * Available in black/white cabinet.	6,500 lm / 6,700 lm (Center) ⁷ 4K * Lens sold separately. * Available in black/white cabinet.	7,500 lm / 7,700 lm (Center) ⁷ WUXGA * Lens sold separately. * Available in black/white cabinet.	6,500 lm / 6,700 lm (Center) ⁷ WUXGA * Lens sold separately. * Available in black/white cabinet.
	   	   	   	   
Projector type	1-Chip DLP™ Projector			
DLP chip	Panel size			
	16.5 mm (0.65 in)	16.5 mm (0.65 in)	17.0 mm (0.67 in)	17.0 mm (0.67 in)
	Aspect ratio			
	16:9	16:9	16:10	16:10
	Number of pixels			
	2,073,600 (1920 x 1080 pixels)	2,073,600 (1920 x 1080 pixels)	2,304,000 (1,920 x 1,200) pixels	2,304,000 (1,920 x 1,200) pixels
Light source	Laser diode			
Light output¹	7,500 lm / 7,700 lm (Center) ⁷			
Time until light output declines to 50%²	20,000 hours (NORMAL/QUIET)/ 24,000 hours (ECO)			
Resolution	4K (3840 x 2160) ⁸			
Contrast ratio (full on/full off)	15,000:1			
Screen size (diagonal)	1.27-15.24 m (50-600 in) ⁹			
Lens (throw ratio)	Optional lens			
Lens shift³	Vertical: +66 %/-18 % ¹⁰ , Horizontal: +30 %/-10 % ¹⁰ (powered)			
Filter Replacement Cycle	- (No filter)			
Terminals	HDMI™ in [HDMI™ 19-pin x 2] Serial in/out [D-sub 9-pin x 1 (RS-232C)] Serial out [D-sub 9-pin x 1] Remote in [M3 x 1] Remote out [M3 x 1] LAN/DIGITAL LINK [RJ-45 x 1] LAN [RJ-45 x 1] USB [USB type-A x 1 ¹¹] Slot [Vacant for compatible input boards (optional)]			
Power supply	100-240 V AC, 50/60 Hz			
Maximum power consumption	670 W			
On-mode power consumption	[NORMAL] 540 W (AC 100-120 V), 520 W (AC 200-240 V) [ECO] 410 W (AC 100-120 V), 400 W (AC 200-240 V) [QUIET] 410 W (AC 100-120 V), 400 W (AC 200-240 V)			
BTU value	Max. 2,290 BTU			
Operation noise	35 dB (NORMAL/ECO)/32 dB (QUIET)			
Dimensions (W x H⁴ x D⁵)	498 x 170 x 440 mm (19-19/32 x 6-11/16 x 17-5/16 in)			
Weight⁶	Approx. 16.6 kg/36.7 lbs			
Optional accessories	ET-PKD130H (High ceiling mount bracket) ET-PKD120H (High ceiling mount bracket) ET-PKD120S (Low ceiling mount bracket) ET-PKD130B (Attachment for ceiling mount bracket) ET-YFB200G (DIGITAL LINK Switcher) ET-YFB100G (Digital Interface Box) AJ-WM50 (Wireless Module) ^{12,13} ET-UK20 (Geometry Manager Pro Upgrade kit) ET-CUK10/CUK10P (Auto Screen Adjustment Upgrade Kit) TY-SB01QS (12G-SDI Terminal Board) TY-SB01WP (Wireless Presentation System Receiver Board) TY-SB01FB (12G-SDI Optical Function Board) ¹²			
Optional lens	Yes (see the Optional Lenses page: P43)			

1: Measurement, measuring conditions, and method of notation all comply with ISO/IEC 21118: 2020 international standards. Result of brightness measured complied with ISO/IEC 21118: 2020 and ANSI will be same. 2: After approximately 20,000 hours, cleaning needs to be performed (by the vendor which you purchased from). The light source's lifetime may be shortened due to environmental conditions and operating mode. 3: The lens shift cannot be used with a fixed-focus lens. 4: Height: with legs at shortest position.

5: Depth: including the supplied lens. Depth: 538 mm (21-3/16 in) for the lens-less models. 6: Average value. Each product has an individual variable in weight. 7: Luminance measured at center of screen. 8: With Quad Pixel Drive: ON. 9: With the supplied lens (ET-DLE170). 10: With ET-DLE150/ET-DLE170/ET-DLE250/ET-DLE350/ET-DLE450 11: For USB Memory Stick / optional Wireless Module (AJ-WM50) 12: The availability varies depending on the country. 13: It is required when using the Smart Projector Control App.

Installation























	PT-FRQ60	PT-FRQ50	PT-FRZ60	PT-FRZ50	PT-FRZ55 ⁹	
						
	6,000 lm / 6,200 lm (Center) ⁷ 4K ⁶ * Available in black/white cabinet.	5,200 lm / 5,400 lm (Center) ⁷ 4K ⁶ * Available in black/white cabinet.	6,000 lm / 6,200 lm (Center) ⁷ WUXGA * Available in black/white cabinet.	5,200 lm / 5,400 lm (Center) ⁷ WUXGA * Available in black/white cabinet.	5,000 lm / 5,200 lm (Center) ⁷ WUXGA	
	   	   	  	  	  	
Projector type	1-Chip DLP™ Projector					
DLP chip	Panel size	16.5 mm (0.65 in)	16.5 mm (0.65 in)	17.0 mm (0.67 in)	17.0 mm (0.67 in)	
	Aspect ratio	16:9	16:9	16:10	16:10	
	Number of pixels	2,073,600 (1,920 x 1,080 pixels)	2,073,600 (1,920 x 1,080 pixels)	2,304,000 (1,920 x 1,200) pixels	2,304,000 (1,920 x 1,200) pixels	2,304,000 (1,920 x 1,200) pixels
	Light source	Laser diode				
Light output¹	6,000 lm / 6,200 lm (Center) ⁷	5,200 lm / 5,400 lm (Center) ⁷	6,000 lm / 6,200 lm (Center) ⁷	5,200 lm / 5,400 lm (Center) ⁷	5,000 lm / 5,200 lm (Center) ⁷	
Time until light output declines to 50%²	20,000 hours (NORMAL)/ 24,000 hours (ECO)/ 20,000 hours (QUIET)	20,000 hours (NORMAL)/ 24,000 hours (ECO)/ 20,000 hours (QUIET)	20,000 hours (NORMAL)/ 24,000 hours (ECO)/ 20,000 hours (QUIET)	20,000 hours (NORMAL)/ 24,000 hours (ECO)/ 20,000 hours (QUIET)	20,000 hours (NORMAL)/24,000 hours (ECO)/ 20,000 hours (QUIET)/43,000 hours (LONG LIFE1)/ 61,000 hours (LONG LIFE2)/87,000 hours (LONG LIFE3)	
Resolution	4K (3,840 x 2,160)	4K (3,840 x 2,160)	WUXGA (1,920 x 1,200)	WUXGA (1,920 x 1,200)	WUXGA (1,920 x 1,200)	
Contrast ratio (full on/full off)	20,000:1					
Screen size (diagonal)	1.02-7.62 m (40-300 in)					
Lens (throw ratio)	F 2.0-3.4, f 21.5-43.0 mm (1.46-2.93:1)	F 2.0-3.4, f 21.5-43.0 mm (1.46-2.93:1)	F 2.0-3.4, f 21.5-43.0 mm (1.46-2.94:1)	F 2.0-3.4, f 21.5-43.0 mm (1.46-2.94:1)	Fixed zoom/Auto Focus Lenses (Short throw) (0.8:1)	
Lens shift³	Vertical: +71 %/-48 %, Horizontal: +34 %/-27 % (manual)	Vertical: +71 %/-48 %, Horizontal: +34 %/-27 % (manual)	Vertical: +64 %/-44 %, Horizontal: +34 %/-27 % (manual)	Vertical: +64 %/-44 %, Horizontal: +34 %/-27 % (manual)	Vertical: ±4.4 %, Horizontal: ±2.1 % (powered)	
Filter Replacement Cycle	- (No filter)					
Terminals	HDMI™ in [HDMI™ 19-pin x 2] Computer in [D-sub HD 15-pin x 1] Monitor out [D-sub HD 15-pin x 1] Audio in [M3 x 1] Audio out [M3 x 1] Serial in [D-sub 9-pin x 1 (RS-232C)] LAN/DIGITAL LINK [RJ-45 x 1] LAN [RJ-45 x 1] USB (DC out) [USB type-A x 1] ⁸	HDMI™ in [HDMI™ 19-pin x 2] Computer in [D-sub HD 15-pin x 1] Monitor out [D-sub HD 15-pin x 1] Audio in [M3 x 1] Audio out [M3 x 1] Serial in [D-sub 9-pin x 1 (RS-232C)] LAN/DIGITAL LINK [RJ-45 x 1] LAN [RJ-45 x 1] USB (DC out) [USB type-A x 1] ⁸	Computer 1 in [D-sub HD 15-pin x 1] Computer 2 in/1 out [D-sub HD 15-pin x 1] HDMI™ in [HDMI™ 19-pin x 2] Video in [Pin jack x 1] Audio in 1 [Pin jack x 2 (L, R)] Audio in 2/3 [M3 x 2] Variable audio out [M3 x 1] Serial in [D-sub 9-pin x 1 (RS-232C)] LAN/DIGITAL LINK [RJ-45 x 1] LAN [RJ-45 x 1] DC out [USB type-A x 1 (DC 5 V, up to 2 A)]	Computer 1 in [D-sub HD 15-pin x 1] Computer 2 in/1 out [D-sub HD 15-pin x 1] HDMI™ in [HDMI™ 19-pin x 2] Video in [Pin jack x 1] Audio in 1 [Pin jack x 2 (L, R)] Audio in 2/3 [M3 x 2] Variable audio out [M3 x 1] Serial in [D-sub 9-pin x 1 (RS-232C)] LAN/DIGITAL LINK [RJ-45 x 1] LAN [RJ-45 x 1] DC out [USB type-A x 1 (DC 5 V, up to 2 A)]	Computer 1 in [D-sub HD 15-pin x 1] Computer 2 in/1 out [D-sub HD 15-pin x 1] HDMI™ in [HDMI™ 19-pin x 2] Video in [Pin jack x 1] Audio in 1 [Pin jack x 2 (L, R)] Audio in 2/3 [M3 x 2] Variable audio out [M3 x 1] Serial in [D-sub 9-pin x 1 (RS-232C)] LAN/DIGITAL LINK [RJ-45 x 1] LAN [RJ-45 x 1] DC out [USB type-A x 1 (DC 5 V, up to 2 A)]	
Power supply	100-240 V AC, 50/60 Hz					
Maximum power consumption	505 W					
On-mode power consumption	[NORMAL] 445 W [ECO] 355 W [QUIET] 355 W	[NORMAL] 420 W [ECO] 330 W [QUIET] 330 W	[NORMAL] 490 W [ECO] 385 W [QUIET] 385 W	[NORMAL] 370 W [ECO] 295 W [QUIET] 295 W	[NORMAL] 370 W [ECO] 295 W [QUIET] 295 W	
BTU value	Max. 1,775 BTU					
Operation noise	36 dB (NORMAL/ECO)/31 dB (QUIET)					
Dimensions (W x H⁴ x D)	498 x 168 x 492 mm (19-5/8 x 6-5/8 x 19-3/8 in)					
Weight⁵	Approx. 16.4 kg/36.2 lbs					
Optional accessories	ET-PKD120H (High ceiling mount bracket) ET-PKD120S (Low ceiling mount bracket) ET-PKD130B (Attachment for ceiling mount bracket) ET-YFB200G (DIGITAL LINK Switcher) ET-YFB100G (Digital Interface Box) AJ-WM50 (Wireless Module) ⁹	ET-PKD120H (High ceiling mount bracket) ET-PKD120S (Low ceiling mount bracket) ET-PKD130B (Attachment for ceiling mount bracket) ET-YFB200G (DIGITAL LINK Switcher) ET-YFB100G (Digital Interface Box) AJ-WM50 (Wireless Module) ⁹	ET-PKD120H (High ceiling mount bracket) ET-PKD120S (Low ceiling mount bracket) ET-PKD130B (Attachment for ceiling mount bracket) ET-YFB200G (DIGITAL LINK Switcher) ET-YFB100G (Digital Interface Box) ET-ADSV (D-sub/S-VIDEO Conversion Cable)	ET-PKD120H (High ceiling mount bracket) ET-PKD120S (Low ceiling mount bracket) ET-PKD130B (Attachment for ceiling mount bracket) ET-YFB200G (DIGITAL LINK Switcher) ET-YFB100G (Digital Interface Box) ET-ADSV (D-sub/S-VIDEO Conversion Cable)	ET-PKD120H (High ceiling mount bracket) ET-PKD120S (Low ceiling mount bracket) ET-PKD130B (Attachment for ceiling mount bracket) ET-YFB200G (DIGITAL LINK Switcher) ET-YFB100G (Digital Interface Box) ET-ADSV (D-sub/S-VIDEO Conversion Cable)	
Optional lens	-					

1: Measurement, measuring conditions, and method of notation all comply with ISO/IEC 21118: 2020 international standards. Result of brightness measured complied with ISO/IEC 21118: 2020 and ANSI will be same. 2: After approximately 20,000 hours, cleaning needs to be performed (by the vendor which you purchased from). The light source's lifetime may be shortened due to environmental conditions and operating mode.

3: The lens shift cannot be used with a fixed-focus lens. 4: Height; with legs at shortest position. 5: Average value. Each product has an individual variable in weight. 6: Resolution 3,840 x 2,160 Pixels (with Quad Pixel Drive) 7: Luminance measured at center of screen. 8: For USB Memory Stick / optional Wireless Module (AJ-WM50) and for power supply (DC 5V up to 2A) 9: The availability varies depending on the country. 10: HDMI™/DIGITAL LINK input only.

Installation



	PT-MZ20KL 	PT-MZ17KL 	PT-MZ14KL 	PT-MZ11KL 
	 <p>20,000 lm WUXGA</p> <p>* Lens sold separately.* Available in black/white cabinet.</p>   	 <p>16,500 lm WUXGA</p> <p>* Lens sold separately.* Available in black/white cabinet.</p>   	 <p>14,000 lm WUXGA</p> <p>* Lens sold separately.* Available in black/white cabinet.</p>   	 <p>11,000 lm WUXGA</p> <p>* Lens sold separately.* Available in black/white cabinet.</p>   
Projector type	LCD Projector	LCD Projector	LCD Projector	LCD Projector
LCD panel	Panel size	25.4 mm (1.0 in)	25.4 mm (1.0 in)	25.4 mm (1.0 in)
	Aspect ratio	16:10	16:10	16:10
	Number of pixels	2,304,000 (1,920 x 1,200) pixels	2,304,000 (1,920 x 1,200) pixels	2,304,000 (1,920 x 1,200) pixels
Light source	Laser diode	Laser diode	Laser diode	Laser diode
Light output¹	20,000 lm	16,500 lm	14,000 lm	11,000 lm
Time until light output declines to 50%²	20,000 hours (NORMAL/QUIET)	20,000 hours (NORMAL/QUIET)	20,000 hours (NORMAL/QUIET)	20,000 hours (NORMAL/QUIET)
Resolution	WUXGA (1,920 x 1,200)	WUXGA (1,920 x 1,200)	WUXGA (1,920 x 1,200)	WUXGA (1,920 x 1,200)
Contrast ratio (full on/full off)	3,000,000:1	3,000,000:1	3,000,000:1	3,000,000:1
Screen size (diagonal)	2.03-15.24 m (80-600 in) ⁷	2.03-15.24 m (80-600 in) ¹²	2.03-15.24 m (80-600 in) ¹²	2.03-15.24 m (80-600 in) ¹²
Lens (throw ratio)	Optional zoom lens	Optional zoom lens	Optional zoom lens	Optional zoom lens
Lens shift³	Vertical: ±60 % ⁸ , Horizontal: ±20 % ⁸ (powered)	Vertical: ±60 % ⁸ , Horizontal: ±20 % ⁸ (powered)	Vertical: ±60 % ⁸ , Horizontal: ±20 % ⁸ (powered)	Vertical: ±60 % ⁸ , Horizontal: ±20 % ⁸ (powered)
Filter Replacement Cycle	20,000 hours	20,000 hours	20,000 hours	20,000 hours
Terminals	SDI in [BNC x 1 (3G/HD-SDI)] HDMI™ in [HDMI™ 19-pin x 2] Serial/Multi Projector Sync in/out [D-sub 9-pin x 2 (RS-232C)] Remote 1 in [D-sub 9-pin x 1] Remote 2 in [M3 x 1] Remote out [M3 x 1] LAN/DIGITAL LINK [RJ-45 x 1] LAN [RJ-45 x 1] USB [USB type A x 1] ⁹ DC out [USB type-A x 1 (DC 5 V, up to 2 A)]	SDI in [BNC x 1 (3G/HD-SDI)] HDMI™ in [HDMI™ 19-pin x 2] Serial/Multi Projector Sync in/out [D-sub 9-pin x 2 (RS-232C)] Remote 1 in [D-sub 9-pin x 1] Remote 2 in [M3 x 1] Remote out [M3 x 1] LAN/DIGITAL LINK [RJ-45 x 1] LAN [RJ-45 x 1] USB [USB type A x 1] ⁹ DC out [USB type-A x 1 (DC 5 V, up to 2 A)]	SDI in [BNC x 1 (3G/HD-SDI)] HDMI™ in [HDMI™ 19-pin x 2] Serial/Multi Projector Sync in/out [D-sub 9-pin x 2 (RS-232C)] Remote 1 in [D-sub 9-pin x 1] Remote 2 in [M3 x 1] Remote out [M3 x 1] LAN/DIGITAL LINK [RJ-45 x 1] LAN [RJ-45 x 1] USB [USB type A x 1] ⁹ DC out [USB type-A x 1 (DC 5 V, up to 2 A)]	SDI in [BNC x 1 (3G/HD-SDI)] HDMI™ in [HDMI™ 19-pin x 2] Serial/Multi Projector Sync in/out [D-sub 9-pin x 2 (RS-232C)] Remote 1 in [D-sub 9-pin x 1] Remote 2 in [M3 x 1] Remote out [M3 x 1] LAN/DIGITAL LINK [RJ-45 x 1] LAN [RJ-45 x 1] USB [USB type A x 1] ⁹ DC out [USB type-A x 1 (DC 5 V, up to 2 A)]
Power supply	100-240 V AC, 50/60 Hz	100-240 V AC, 50/60 Hz	100-240 V AC, 50/60 Hz	100-240 V AC, 50/60 Hz
Maximum power consumption	1,100 W	950 W	800 W	615 W
On-mode power consumption	[NORMAL] 1,050 W (AC 100-120 V), 1,000 W (AC 200-240 V) [QUIET] 630 W (AC 100-120 V), 610 W (AC 200-240 V)	[NORMAL] 880 W (AC 100-120 V), 850 W (AC 200-240 V) [QUIET] 580 W (AC 100-120 V), 560 W (AC 200-240 V)	[NORMAL] 720 W (AC 100-120 V), 690 W (AC 200-240 V) [QUIET] 460 W (AC 100-120 V), 445 W (AC 200-240 V)	[NORMAL] 540 W (AC 100-120 V), 520 W (AC 200-240 V) [QUIET] 360 W (AC 100-120 V), 340 W (AC 200-240 V)
BTU value	Max. 3,754 BTU	Max. 2,457 BTU	Max. 2,013 BTU	Max. 1,535 BTU
Operation noise	42 dB (NORMAL), 36 dB (QUIET)	38 dB (NORMAL), 32 dB (QUIET)	35 dB (NORMAL), 30 dB (QUIET)	35 dB (NORMAL), 30 dB (QUIET)
Dimensions (W x H⁴ x D⁵)	650 x 211 x 440 mm (25-19/32 x 8-5/16 x 17-5/16 in)	650 x 211 x 440 mm (25-19/32 x 8-5/16 x 17-5/16 in)	650 x 211 x 440 mm (25-19/32 x 8-5/16 x 17-5/16 in)	650 x 211 x 440 mm (25-19/32 x 8-5/16 x 17-5/16 in)
Weight⁶	Approx. 23.0 kg/50.7 lbs	Approx. 22.5 kg/49.6 lbs	Approx. 22.5 kg/49.6 lbs	Approx. 22.5 kg/49.6 lbs
Optional accessories	ET-PKD130H (High ceiling mount bracket) ET-PKD120H (High ceiling mount bracket) ET-PKD120S (Low ceiling mount bracket) ET-PKE301B (Attachment for ceiling mount bracket) ET-RFM100 (Replacement filter) ET-YFB200G (DIGITAL LINK Switcher) ET-YFB100G (Digital Interface Box) AJ-WM50 (Wireless Module) ¹⁰ ET-NUK10 (NFC Upgrade Kit) ^{10,11}	ET-PKD130H (High ceiling mount bracket) ET-PKD120H (High ceiling mount bracket) ET-PKD120S (Low ceiling mount bracket) ET-PKE301B (Attachment for ceiling mount bracket) ET-RFM100 (Replacement filter) ET-YFB200G (DIGITAL LINK Switcher) ET-YFB100G (Digital Interface Box) AJ-WM50 (Wireless Module) ¹⁰ ET-NUK10 (NFC Upgrade Kit) ^{10,11}	ET-PKD130H (High ceiling mount bracket) ET-PKD120H (High ceiling mount bracket) ET-PKD120S (Low ceiling mount bracket) ET-PKE301B (Attachment for ceiling mount bracket) ET-RFM100 (Replacement filter) ET-YFB200G (DIGITAL LINK Switcher) ET-YFB100G (Digital Interface Box) AJ-WM50 (Wireless Module) ¹⁰ ET-NUK10 (NFC Upgrade Kit) ^{10,11}	ET-PKD130H (High ceiling mount bracket) ET-PKD120H (High ceiling mount bracket) ET-PKD120S (Low ceiling mount bracket) ET-PKE301B (Attachment for ceiling mount bracket) ET-RFM100 (Replacement filter) ET-YFB200G (DIGITAL LINK Switcher) ET-YFB100G (Digital Interface Box) AJ-WM50 (Wireless Module) ¹⁰ ET-NUK10 (NFC Upgrade Kit) ^{10,11}
Optional lens	Yes (see the Optional Lenses page: P45)	Yes (see the Optional Lenses page: P45)	Yes (see the Optional Lenses page: P45)	Yes (see the Optional Lenses page: P45)

1: Measurement, measuring conditions, and method of notation all comply with ISO/IEC 21118: 2020 international standards. Result of brightness measured complied with ISO/IEC 21118: 2020 and ANSI will be same. 2: After approximately 20,000 hours, cleaning needs to be performed (by the vendor which you purchased from). The light source's lifetime may be shortened due to environmental conditions and operating mode. 3: The lens shift cannot be used with a fixed-focus lens. 4: Height: with legs at shortest position. 5: Depth: Not including lens or protruding parts.

6: Average value. Each product has an individual variable in weight. 7: 2.54-10.16 m [100-400 in] (with ET-EMU100) 8: Vertical +50 %, -20% and horizontal ±20 % with the ET-EMU100. Vertical ±40% and horizontal ±19 % with the ET-EMW200. Vertical ±50% and horizontal ±20 % with the ET-EMW300. 9: For USB Memory Stick/ optional Wireless Module (AJ-WM50) 10: The availability varies depending on the country. 11: To use NFC function, Smart Projector Control App is required. 12: 2.54-10.16 m [100-400 in] (with ET-EMU100), 2.03-12.7 m [80-500 in] (with ET-EMT800)

Installation



PT-MZ882 **NEW**

8,200 lm WUXGA
*Available in black/white cabinet.

PT-MZ782 **NEW**

7,500 lm WUXGA
*Available in black/white cabinet.

PT-MZ682 **NEW**













6,500 lm WUXGA
*Available in black/white cabinet.

Projector type	LCD Projector	LCD Projector	LCD Projector
LCD panel	Panel size	19.3 mm (0.76 in)	19.3 mm (0.76 in)
	Aspect ratio	16:10	16:10
	Number of pixels	2,304,000 (1,920 x 1,200) pixels x 3	2,304,000 (1,920 x 1,200) pixels x 3
Light source	Laser diode	Laser diode	Laser diode
Light output¹	8,200 lm	7,500 lm	6,500 lm
Time until light output declines to 50%²	20,000 hours (NORMAL/QUIET)/ 24,000 hours (ECO)	20,000 hours (NORMAL/QUIET)/ 24,000 hours (ECO)	20,000 hours (NORMAL/QUIET)/ 24,000 hours (ECO)
Resolution	WUXGA (1,920 x 1,200)	WUXGA (1,920 x 1,200)	WUXGA (1,920 x 1,200)
Contrast ratio (full on/full off)	3,000,000:1	3,000,000:1	3,000,000:1
Screen size (diagonal)	1.02-10.16 m (40-400 in) ⁸	1.02-10.16 m (40-400 in) ⁸	1.02-10.16 m (40-400 in) ⁸
Lens (throw ratio)	F 1.7-2.3, f 26.8-45.5 mm (1.6-2.8:1)	F 1.7-2.3, f 26.8-45.5 mm (1.6-2.8:1)	F 1.7-2.3, f 26.8-45.5 mm (1.6-2.8:1)
Lens shift³	Vertical: ±67 % ⁹ , Horizontal: ±35 % ⁹ (powered)	Vertical: ±67 % ⁹ , Horizontal: ±35 % ⁹ (powered)	Vertical: ±67 % ⁹ , Horizontal: ±35 % ⁹ (powered)
Filter Replacement Cycle	20,000 hours	20,000 hours	20,000 hours
Terminals	HDMI™ in [HDMI™ 19-pin x 3] Computer in [D-sub HD 15-pin x 1] Monitor out [D-sub HD 15-pin x 1] Serial/Multi Sync in [D-sub 9-pin x 1 (RS-232C)] Multi Sync out [D-sub 9-pin x 1] Remote 1 in [M3 x 1] Remote 2 in [D-sub 9-pin x 1] Audio in/out [M3 x 2] LAN/DIGITAL LINK [RJ-45 x 1] LAN [RJ-45 x 1] DC out [USB type-A x 1 (DC 5 V, up to 2 A)]	HDMI™ in [HDMI™ 19-pin x 3] Computer in [D-sub HD 15-pin x 1] Monitor out [D-sub HD 15-pin x 1] Serial/Multi Sync in [D-sub 9-pin x 1 (RS-232C)] Multi Sync out [D-sub 9-pin x 1] Remote 1 in [M3 x 1] Remote 2 in [D-sub 9-pin x 1] Audio in/out [M3 x 2] LAN/DIGITAL LINK [RJ-45 x 1] LAN [RJ-45 x 1] DC out [USB type-A x 1 (DC 5 V, up to 2 A)]	HDMI™ in [HDMI™ 19-pin x 3] Computer in [D-sub HD 15-pin x 1] Monitor out [D-sub HD 15-pin x 1] Serial/Multi Sync in [D-sub 9-pin x 1 (RS-232C)] Multi Sync out [D-sub 9-pin x 1] Remote 1 in [M3 x 1] Remote 2 in [D-sub 9-pin x 1] Audio in/out [M3 x 2] LAN/DIGITAL LINK [RJ-45 x 1] LAN [RJ-45 x 1] DC out [USB type-A x 1 (DC 5 V, up to 2 A)]
Power supply	100-240 V AC, 50/60 Hz	100-240 V AC, 50/60 Hz	100-240 V AC, 50/60 Hz
Maximum power consumption	465 W	435 W	360 W
On-mode power consumption	[NORMAL] 415 W (100-120 V), 395 W (200-240 V) [ECO] 295 W (100-120 V), 285 W (200-240 V) [QUIET] 290 W (100-120 V), 280 W (200-240 V)	[NORMAL] 385 W (100-120 V), 365 W (200-240 V) [ECO] 275 W (100-120 V), 265 W (200-240 V) [QUIET] 275 W (100-120 V), 265 W (200-240 V)	[NORMAL] 325 W (100-120 V), 310 W (200-240 V) [ECO] 240 W (100-120 V), 230 W (200-240 V) [QUIET] 235 W (100-120 V), 225 W (200-240 V)
BTU value	Max. 1,587 BTU	Max. 1,485 BTU	Max. 1,229 BTU
Operation noise	34 dB (NORMAL/ECO)/ 26 dB (QUIET)	32 dB (NORMAL/ECO)/ 26 dB (QUIET)	32 dB (NORMAL/ECO)/ 25 dB (QUIET)
Dimensions (W x H⁴ x D⁵)	561 x 224 x 439 mm (22-3/32 x 8-13/16 x 17-9/32 in)	561 x 224 x 439 mm (22-3/32 x 8-13/16 x 17-9/32 in)	561 x 224 x 439 mm (22-3/32 x 8-13/16 x 17-9/32 in)
Weight⁶	Approx. 18.6 kg/41.0 lbs	Approx. 18.6 kg/41.0 lbs	Approx. 17.6 kg/38.8 lbs
Optional accessories	ET-PKD130H (High ceiling mount bracket) ET-PKD120H (High ceiling mount bracket) ET-PKD120S (Low ceiling mount bracket) ET-PKE301B (Attachment for ceiling mount bracket) ET-RFM200 (Replacement filter) ET-YFB200G (DIGITAL LINK Switcher) ET-YFB100G (Digital Interface Box)	ET-PKD130H (High ceiling mount bracket) ET-PKD120H (High ceiling mount bracket) ET-PKD120S (Low ceiling mount bracket) ET-PKE301B (Attachment for ceiling mount bracket) ET-RFM200 (Replacement filter) ET-YFB200G (DIGITAL LINK Switcher) ET-YFB100G (Digital Interface Box)	ET-PKD130H (High ceiling mount bracket) ET-PKD120H (High ceiling mount bracket) ET-PKD120S (Low ceiling mount bracket) ET-PKE301B (Attachment for ceiling mount bracket) ET-RFM200 (Replacement filter) ET-YFB200G (DIGITAL LINK Switcher) ET-YFB100G (Digital Interface Box)
Optional lens	Yes (see the Optional Lenses page: P47)	Yes (see the Optional Lenses page: P47)	Yes (see the Optional Lenses page: P47)

1: Measurement, measuring conditions, and method of notation all comply with ISO/IEC 21118: 2020 international standards. Result of brightness measured complied with ISO/IEC 21118: 2020 and ANSI will be same. 2: After approximately 20,000 hours, cleaning needs to be performed (by the vendor which you purchased from). The light source's lifetime may be shortened due to environmental conditions and operating mode.

3: The lens shift cannot be used with a fixed-focus lens. 4: Height: with legs at shortest position. 5: Depth: Including lens and protruding parts. 6: Average value. Each product has an individual variable in weight. 7: HDMI™/DIGITAL LINK input only. 8: 1.52-10.16 m [60-400 in] (with ET-ELW22), 2.54-10.16 m [100-400 in] (with ET-ELU20) 9: Vertical ±60 % and horizontal ±30 % with the ET-ELW22. Vertical ±50 % and horizontal ±24 % with the ET-ELU20.

Installation

	PT-EW730Z PT-EW730ZL ⁶	PT-EX800Z PT-EX800ZL ⁶	PT-EW650 PT-EW650L ⁶	PT-EX620 PT-EX620L ⁶	PT-EX520 PT-EX520L ⁶
	 7,000 lm WXGA 	 7,500 lm XGA 	 5,800 lm WXGA  	 6,200 lm XGA  	 5,300 lm XGA 
Projector type	LCD Projector	LCD Projector	LCD Projector	LCD Projector	LCD Projector
LCD panel					
Panel size	19.0 mm (0.76 in)	20.0 mm (0.79 in)	16.3 mm (0.64 in)	16.0 mm (0.63 in)	16.0 mm (0.63 in)
Aspect ratio	16:10	4:3	16:10	4:3	4:3
Number of pixels	1,024,000 (1,280 x 800) pixels	786,432 (1,024 x 768) pixels	1,024,000 (1,280 x 800) pixels	786,432 (1,024 x 768) pixels	786,432 (1,024 x 768) pixels
Light source	400 W UHM Lamp	400 W UHM Lamp	320 W UHM Lamp	320 W UHM Lamp	320 W UHM Lamp
Light output¹	7,000 lm	7,500 lm	5,800 lm	6,200 lm	5,300 lm
Time until light output declines to 50%²	3,000 hours (NORMAL)/4,000 hours (ECO1)/4,500 hours (ECO2)	3,000 hours (NORMAL)/4,000 hours (ECO1)/4,500 hours (ECO2)	4,000 hours (NORMAL)/5,000 hours (ECO)	4,000 hours (NORMAL)/5,000 hours (ECO)	4,000 hours (NORMAL)/5,000 hours (ECO)
Resolution	WXGA (1,280 x 800)	XGA (1,024 x 768)	WXGA (1,280 x 800)	XGA (1,024 x 768)	XGA (1,024 x 768)
Contrast ratio (full on/full off)	5,000:1	5,000:1	10,000:1	10,000:1	2,000:1
Screen size (diagonal)	1.02-10.16 m (40-400 in)	1.02-10.16 m (40-400 in)	1.02-10.16 m (40-400 in)	1.02-10.16 m (40-400 in)	1.02-10.16 m (40-400 in)
Lens (throw ratio)	F 1.7-2.3, f 26.9-45.4 mm (1.7-2.8:1) (PT-EW730Z)	F 1.7-2.3, f 26.9-45.4 mm (1.7-2.8:1) (PT-EX800Z)	F 1.6-2.2, f 17.1-31.7 mm (1.22-2.26:1) (PT-EW650)	F 1.6-2.2, f 17.1-31.7 mm (1.32-2.44:1) (PT-EX620)	F 1.6-2.2, f 17.1-31.7 mm (1.32-2.44:1) (PT-EX520)
Lens shift	Vertical: ±60 %, Horizontal: ±10 % (powered)	Vertical: ±50 %, Horizontal: ±10 % (powered)	Vertical: ±60 %, Horizontal: ±30 % (powered)	Vertical: ±50 %, Horizontal: ±30 % (powered)	Vertical: ±50 %, Horizontal: ±30 % (powered)
Filter Replacement Cycle	15,000 hours	15,000 hours	15,000 hours	15,000 hours	15,000 hours
Installation	Ceiling/floor, front/rear	Ceiling/floor, front/rear	Ceiling/floor, front/rear	Ceiling/floor, front/rear	Ceiling/floor, front/rear
Terminals	HDMI™ in [HDMI™ 19-pin x 1] DVI-D in [DVI-D 24-pin x 1] DisplayPort in [DP-20P x 1] RGB 1 in [D-sub HD 15-pin x 1] RGB 2 in [BNC x 5] Video in [Pin jack x 1] Monitor out [D-sub HD 15-pin x 1] Audio in 1/2 [M3 x 2] Audio in 3 [Pin jack x 2 (L, R)] Audio out [M3 x 1] Serial in [D-sub 9-pin x 1 (RS-232C)] Remote 1 in [M3 x 1] Remote 2 in [D-sub 9-pin x 1] LAN/DIGITAL LINK [RJ-45 x 1]	HDMI™ in [HDMI™ 19-pin x 1] DVI-D in [DVI-D 24-pin x 1] DisplayPort in [DP-20P x 1] RGB 1 in [D-sub HD 15-pin x 1] RGB 2 in [BNC x 5] Video in [Pin jack x 1] Monitor out [D-sub HD 15-pin x 1] Audio in 1/2 [M3 x 2] Audio in 3 [Pin jack x 2 (L, R)] Audio out [M3 x 1] Serial in [D-sub 9-pin x 1 (RS-232C)] Remote 1 in [M3 x 1] Remote 2 in [D-sub 9-pin x 1] LAN/DIGITAL LINK [RJ-45 x 1]	HDMI™ in [HDMI™ 19-pin x 1] RGB 1 in [BNC x 5] RGB 2 in [D-sub HD 15-pin x 1] Video in [Pin jack x 1] Monitor out [D-sub HD 15-pin x 1] Audio in 1/2 [M3 x 2] Audio in 3 [Pin jack x 2 (L, R)] Audio out [M3 x 1] Serial in [D-sub 9-pin x 1 (RS-232C)] Remote 1 in [D-sub 9-pin x 1] Remote 2 in [M3 x 1] LAN/DIGITAL LINK [RJ-45 x 1] LAN [RJ-45 x 1] DC out [USB type-A x 1 (DC 5 V, up to 900 mA)] Wireless Module connecting [USB type-A x 1 (for ET-WML100 ⁸)]	HDMI™ in [HDMI™ 19-pin x 1] RGB 1 in [BNC x 5] RGB 2 in [D-sub HD 15-pin x 1] Video in [Pin jack x 1] Monitor out [D-sub HD 15-pin x 1] Audio in 1/2 [M3 x 2] Audio in 3 [Pin jack x 2 (L, R)] Audio out [M3 x 1] Serial in [D-sub 9-pin x 1 (RS-232C)] Remote 1 in [D-sub 9-pin x 1] Remote 2 in [M3 x 1] LAN/DIGITAL LINK [RJ-45 x 1] LAN [RJ-45 x 1] DC out [USB type-A x 1 (DC 5 V, up to 900 mA)] Wireless Module connecting [USB type-A x 1 (for ET-WML100 ⁸)]	HDMI™ in [HDMI™ 19-pin x 1] RGB 1 in [BNC x 5] RGB 2 in [D-sub HD 15-pin x 1] Video in [Pin jack x 1] Monitor out [D-sub HD 15-pin x 1] Audio in 1/2 [M3 x 2] Audio in 3 [Pin jack x 2 (L, R)] Audio out [M3 x 1] Serial in [D-sub 9-pin x 1 (RS-232C)] Remote 1 in [D-sub 9-pin x 1] Remote 2 in [M3 x 1] LAN [RJ-45 x 1] DC out [USB type-A x 1 (DC 5 V, up to 900 mA)] Wireless Module connecting [USB type-A x 1 (for ET-WML100 ⁸)]
Power supply	100-240 V AC, 50/60 Hz	100-240 V AC, 50/60 Hz	100-240 V AC, 5.3-2.1 A, 50/60 Hz	100-240 V AC, 5.3-2.1 A, 50/60 Hz	100-240 V AC, 5.3-2.1 A, 50/60 Hz
Maximum power consumption	575 W	575 W	461 W	461 W	461 W
BTU value	Max. 1,962 BTU	Max. 1,962 BTU	Max. 1,573 BTU	Max. 1,573 BTU	Max. 1,573 BTU
Built-in speaker	10.0 W (monaural)	10.0 W (monaural)	10.0 W (monaural)	10.0 W (monaural)	10.0 W (monaural)
Operation noise	37 dB (NORMAL)/31 dB (ECO1)/29 dB (ECO2)	37 dB (NORMAL)/31 dB (ECO1)/29 dB (ECO2)	35 dB (NORMAL)/29 dB (ECO)	35 dB (NORMAL)/29 dB (ECO)	35 dB (NORMAL)/29 dB (ECO)
Dimensions (W x H³ x D⁴)	530 x 177 x 445 mm (20-7/8 x 6-31/32 x 17-17/32 in)	530 x 177 x 445 mm (20-7/8 x 6-31/32 x 17-17/32 in)	498 x 145 x 398.3 mm (19-19/32 x 5-23/32 x 15-11/16 in)	498 x 145 x 398.3 mm (19-19/32 x 5-23/32 x 15-11/16 in)	498 x 145 x 398.3 mm (19-19/32 x 5-23/32 x 15-11/16 in)
Weight⁵	Approx. 10.6 kg/23.4 lbs (9.8 kg/21.6 lbs ⁶)	Approx. 10.6 kg/23.4 lbs (9.8 kg/21.6 lbs ⁶)	Approx. 8.4 kg/18.5 lbs (7.7 kg/17.0 lbs ⁶)	Approx. 8.4 kg/18.5 lbs (7.7 kg/17.0 lbs ⁶)	Approx. 8.4 kg/18.5 lbs (7.7 kg/17.0 lbs ⁶)
Replacement lamp	ET-LAE300	ET-LAE300	ET-LAEF100	ET-LAEF100	ET-LAEF100
Optional accessories	ET-PKD120H (High ceiling mount bracket) ET-PKD120S (Low ceiling mount bracket) ET-PKE300B (Bracket assembly) ET-RFE300 (Replacement filter unit) ET-YFB200G (DIGITAL LINK Switcher) ET-YFB100G (Digital Interface Box)	ET-PKD120H (High ceiling mount bracket) ET-PKD120S (Low ceiling mount bracket) ET-PKE300B (Bracket assembly) ET-RFE300 (Replacement filter unit) ET-YFB200G (DIGITAL LINK Switcher) ET-YFB100G (Digital Interface Box)	ET-PKD120H (High ceiling mount bracket) ET-PKD120S (Low ceiling mount bracket) ET-PKE300B (Bracket assembly) ET-RFE300 (Replacement filter unit) ET-YFB200G (DIGITAL LINK Switcher) ET-YFB100G (Digital Interface Box) ET-WML100 (Wireless Module) ⁸	ET-PKD120H (High ceiling mount bracket) ET-PKD120S (Low ceiling mount bracket) ET-PKE300B (Bracket assembly) ET-RFE300 (Replacement filter unit) ET-YFB200G (DIGITAL LINK Switcher) ET-YFB100G (Digital Interface Box) ET-WML100 (Wireless Module) ⁸	ET-PKD120H (High ceiling mount bracket) ET-PKD120S (Low ceiling mount bracket) ET-PKE300B (Bracket assembly) ET-RFE300 (Replacement filter unit) ET-YFB200G (DIGITAL LINK Switcher) ET-YFB100G (Digital Interface Box) ET-WML100 (Wireless Module) ⁸
Optional lens	Yes (see the Optional Lenses page: P47)	Yes (see the Optional Lenses page: P47)	Yes (see the Optional Lenses page: P47)	Yes (see the Optional Lenses page: P47)	Yes (see the Optional Lenses page: P47)

1: Measurement, measuring conditions, and method of notation all comply with ISO/IEC 21118: 2020 international standards. Result of brightness measured complied with ISO/IEC 21118: 2020 and ANSI will be same. 2: The usage environment affects the lamp replacement cycle. 3: Height: with legs at shortest position.

4: Depth: including the supplied lens. Depth: 358 mm (14-3/32 inches) for the lens-less models. 5: Average value. Each product has an individual variable in weight. 6: Lens-less model. 7: The optional ET-WML100 Wireless Module is required. 8: Stock limited.

Portable



PT-VMZ71



7,000 lm WUXGA
* Available in black/white cabinet.



PT-VMZ61



6,200 lm WUXGA
* Available in black/white cabinet.



PT-VMZ51



5,200 lm WUXGA



PT-VMZ51S



5,200 lm WUXGA



PT-VMZ41



4,500 lm WUXGA



























Projector type	LCD Projector	LCD Projector	LCD Projector	LCD Projector	LCD Projector
LCD panel	Panel size	16.3 mm (0.64 in)	16.3 mm (0.64 in)	16.3 mm (0.64 in)	16.3 mm (0.64 in)
	Aspect ratio	16:10	16:10	16:10	16:10
	Number of pixels	2,304,000 (1,920 x 1,200) pixels	2,304,000 (1,920 x 1,200) pixels	2,304,000 (1,920 x 1,200) pixels	2,304,000 (1,920 x 1,200) pixels
Light source	Laser diode	Laser diode	Laser diode	Laser diode	Laser diode
Light output¹	7,000 lm	6,200 lm	5,200 lm	5,200 lm	4,500 lm
Time until light output declines to 50%²	20,000 hours (NORMAL)	20,000 hours (NORMAL)	20,000 hours (NORMAL)	20,000 hours (NORMAL)	20,000 hours (NORMAL)
Resolution	WUXGA (1,920 x 1,200)	WUXGA (1,920 x 1,200)	WUXGA (1,920 x 1,200)	WUXGA (1,920 x 1,200)	WUXGA (1,920 x 1,200)
Contrast ratio (full on/full off)	3,000,000:1	3,000,000:1	3,000,000:1	3,000,000:1	3,000,000:1
Screen size (diagonal)	0.76-7.62 m (30-300 in)	0.76-7.62 m (30-300 in)	0.76-7.62 m (30-300 in)	0.76-7.62 m (30-300 in)	0.76-7.62 m (30-300 in)
Lens (throw ratio)	F 1.60-2.12, f 15.30-24.64 mm (1.09-1.77:1)	F 1.60-2.12, f 15.30-24.64 mm (1.09-1.77:1)	F 1.60-2.12, f 15.30-24.64 mm (1.09-1.77:1)	F 1.60-2.12, f 15.30-24.64 mm (1.09-1.77:1)	F 1.60-2.12, f 15.30-24.64 mm (1.09-1.77:1)
Lens shift	Vertical: +44 %, Horizontal: ±20 % (manual)	Vertical: +44 %, Horizontal: ±20 % (manual)	Vertical: +44 %, Horizontal: ±20 % (manual)	Vertical: +44 %, Horizontal: ±20 % (manual)	Vertical: +44 %, Horizontal: ±20 % (manual)
Filter Replacement Cycle	20,000 hours	20,000 hours	20,000 hours	20,000 hours	20,000 hours
Installation	Ceiling/floor, front/rear, free 360-degree installation	Ceiling/floor, front/rear, free 360-degree installation	Ceiling/floor, front/rear, free 360-degree installation	Ceiling/floor, front/rear, free 360-degree installation	Ceiling/floor, front/rear, free 360-degree installation
Terminals	HDMI™ in [HDMI™ 19-pin x 2] Computer in [D-sub HD 15-pin x 2] Audio in 1/2 [M3 x 2] Audio out [M3 x 1] Serial in [D-sub 9-pin x 1 (RS-232C)] LAN/DIGITAL LINK [RJ-45 x 1] LAN [RJ-45 x 1] USB [USB type-A x 1] ⁷	HDMI™ in [HDMI™ 19-pin x 2] Computer in [D-sub HD 15-pin x 2] Audio in 1/2 [M3 x 2] Audio out [M3 x 1] Serial in [D-sub 9-pin x 1 (RS-232C)] LAN/DIGITAL LINK [RJ-45 x 1] LAN [RJ-45 x 1] USB [USB type-A x 1] ⁷	HDMI™ in [HDMI™ 19-pin x 2] Computer in [D-sub HD 15-pin x 2] Audio in 1/2 [M3 x 2] Audio out [M3 x 1] Serial in [D-sub 9-pin x 1 (RS-232C)] LAN/DIGITAL LINK [RJ-45 x 1] LAN [RJ-45 x 1] USB [USB type-A x 1] ⁷	HDMI™ in [HDMI™ 19-pin x 2] Computer in [D-sub HD 15-pin x 2] Audio in 1/2 [M3 x 2] Audio out [M3 x 1] Serial in [D-sub 9-pin x 1 (RS-232C)] LAN/DIGITAL LINK [RJ-45 x 1] LAN [RJ-45 x 1] USB [USB type-A x 1] ⁷	HDMI™ in [HDMI™ 19-pin x 2] Computer in [D-sub HD 15-pin x 2] Audio in 1/2 [M3 x 2] Audio out [M3 x 1] Serial in [D-sub 9-pin x 1 (RS-232C)] LAN/DIGITAL LINK [RJ-45 x 1] LAN [RJ-45 x 1] USB [USB type-A x 1] ⁷
Power supply	100-240 V AC, 50/60 Hz	100-240 V AC, 50/60 Hz	100-240 V AC, 50/60 Hz	100-240 V AC, 50/60 Hz	100-240 V AC, 50/60 Hz
Maximum power consumption	420 W	370 W	305 W	300 W	300 W
On-mode power consumption	[NORMAL] 390 W (100-120 V), 375 W (200-240 V) [ECO] 275 W (100-120 V), 265 W (200-240 V) [QUIET] 270 W (100-120 V), 260 W (200-240 V)	[NORMAL] 335 W (100-120 V), 320 W (200-240 V) [ECO] 240 W (100-120 V), 230 W (200-240 V) [QUIET] 235 W (100-120 V), 225 W (200-240 V)	[NORMAL] 270 W (100-120 V), 255 W (200-240 V) [ECO] 195 W (100-120 V), 185 W (200-240 V) [QUIET] 190 W (100-120 V), 180 W (200-240 V)	[NORMAL] 265 W (100-120 V), 255 W (200-240 V) [ECO] 190 W (100-120 V), 180 W (200-240 V) [QUIET] 185 W (100-120 V), 175 W (200-240 V)	[NORMAL] 265 W (100-120 V), 255 W (200-240 V) [ECO] 190 W (100-120 V), 180 W (200-240 V) [QUIET] 185 W (100-120 V), 175 W (200-240 V)
Built-in speaker	10.0 W (monaural)	10.0 W (monaural)	10.0 W (monaural)	10.0 W (monaural)	10.0 W (monaural)
Operation noise	38 dB (NORMAL/ECO)/28 dB (QUIET)	36 dB (NORMAL/ECO)/26 dB (QUIET)	36 dB (NORMAL/ECO)/26 dB (QUIET)	36 dB (NORMAL/ECO)/26 dB (QUIET)	36 dB (NORMAL/ECO)/26 dB (QUIET)
Dimensions (W x H³ x D)	399 x 133 x 348 mm (15-23/32 x 5-1/4 x 13-11/16 in)	399 x 133 x 348 mm (15-23/32 x 5-1/4 x 13-11/16 in)	399 x 133 x 348 mm (15-23/32 x 5-1/4 x 13-11/16 in)	399 x 133 x 348 mm (15-23/32 x 5-1/4 x 13-11/16 in)	399 x 133 x 348 mm (15-23/32 x 5-1/4 x 13-11/16 in)
Weight⁴	Approx. 7.0 kg/15.4 lbs	Approx. 6.9 kg/15.2 lbs	Approx. 6.5 kg/14.3 lbs	Approx. 6.5 kg/14.3 lbs	Approx. 6.5 kg/14.3 lbs
Replacement lamp	- (No lamp)	- (No lamp)	- (No lamp)	- (No lamp)	- (No lamp)
Optional accessories	ET-PKL100H (High ceiling mount bracket) ET-PKL100S (Low ceiling mount bracket) ET-PKV400B (Bracket assembly) ET-RFV500 (Replacement filter unit) ET-YFB200G (DIGITAL LINK Switcher) ET-YFB100G (Digital Interface Box) AJ-WM50 (Wireless Module) ⁸	ET-PKL100H (High ceiling mount bracket) ET-PKL100S (Low ceiling mount bracket) ET-PKV400B (Bracket assembly) ET-RFV500 (Replacement filter unit) ET-YFB200G (DIGITAL LINK Switcher) ET-YFB100G (Digital Interface Box) AJ-WM50 (Wireless Module) ⁸	ET-PKL100H (High ceiling mount bracket) ET-PKL100S (Low ceiling mount bracket) ET-PKV400B (Bracket assembly) ET-RFV500 (Replacement filter unit) ET-YFB200G (DIGITAL LINK Switcher) ET-YFB100G (Digital Interface Box) AJ-WM50 (Wireless Module) ⁸	ET-PKL100H (High ceiling mount bracket) ET-PKL100S (Low ceiling mount bracket) ET-PKV400B (Bracket assembly) ET-RFV500 (Replacement filter unit) ET-YFB200G (DIGITAL LINK Switcher) AJ-WM50 (Wireless Module) ⁸	ET-PKL100H (High ceiling mount bracket) ET-PKL100S (Low ceiling mount bracket) ET-PKV400B (Bracket assembly) ET-RFV500 (Replacement filter unit) ET-YFB200G (DIGITAL LINK Switcher) AJ-WM50 (Wireless Module) ⁸

1: Measurement, measuring conditions, and method of notation all comply with ISO/IEC 21118: 2020 international standards. Result of brightness measured complied with ISO/IEC 21118: 2020 and ANSI will be same. 2: After approximately 20,000 hours, cleaning needs to be performed (by the vendor which you purchased from). The light source's lifetime may be shortened due to environmental conditions and operating mode.

3: Height: with legs at shortest position. 4: Average value. Each product has an individual variable in weight. 5: HDMI™/DIGITAL LINK input only. Supports signal up to 4K/30p. 6: The optional Wireless Module is required. 7: For USB Memory Stick / optional Wireless Module (AJ-WM50) and for power supply (DC 5V up to 2A) 8: The availability varies depending on the country. 9: HDMI™ input only. Supports signal up to 4K/30p.

Portable



	PT-VMW61 	PT-VMW51 	PT-LMZ460 	PT-LMZ420 	PT-LMW460 
	 6,200 lm WXGA    	 5,200 lm WXGA    	 4,600 lm WUXGA  	 4,200 lm WUXGA  	 4,600 lm WXGA  
Projector type	LCD Projector				
LCD panel	Panel size	16.3 mm (0.64 in)	16.3 mm (0.64 in)	16.3 mm (0.64 in)	16.3 mm (0.64 in)
	Aspect ratio	16:10	16:10	16:10	16:10
	Number of pixels	1,024,000 (1,280 x 800) pixels	1,024,000 (1,280 x 800) pixels	2,304,000 (1,920 x 1,200) pixels	2,304,000 (1,920 x 1,200) pixels
Light source	Laser diode				
Light output¹	6,200 lm	5,200 lm	4,600 lm	4,200 lm	4,600 lm
Time until light output declines to 50%²	20,000 hours (NORMAL)				
Resolution	WXGA (1,280 x 800)	WXGA (1,280 x 800)	WUXGA (1,920 x 1,200)	WUXGA (1,920 x 1,200)	WXGA (1,280 x 800)
Contrast ratio (full on/full off)	3,000,000:1				
Screen size (diagonal)	0.76-7.62 m (30-300 in)				
Lens (throw ratio)	F 1.60-2.12, f 15.30-24.64 mm (1.09-1.77:1)	F 1.60-2.12, f 15.30-24.64 mm (1.09-1.77:1)	F 1.61-1.76, f 19.10-23.0 mm (1.36-1.64:1)	F 1.61-1.76, f 19.10-23.0 mm (1.36-1.64:1)	F 1.61-1.76, f 19.10-23.0 mm (1.36-1.64:1)
Lens shift	Vertical: +44 %, Horizontal: ±20 % (manual)		- [fixed]		
Filter Replacement Cycle	20,000 hours				
Installation	Ceiling/floor, front/rear, free 360-degree installation				
Terminals	HDMI 1/2 in [HDMI 19-pin x 2] Computer 1/2 in [D-sub HD 15-pin x 2] Audio in 1/2 [M3 x 2] Audio out [M3 x 1] Serial in [D-sub 9-pin x 1 (RS-232C)] LAN [RJ-45 x 1] LAN/DIGITAL LINK [RJ-45 x 1] USB [USB type-A x 1 (for Memory Viewer/ power supply (DC 5 V, up to 2 A)/ optional Wireless Module)]	HDMI 1/2 in [HDMI 19-pin x 2] Computer 1/2 in [D-sub HD 15-pin x 2] Audio in 1/2 [M3 x 2] Audio out [M3 x 1] Serial in [D-sub 9-pin x 1 (RS-232C)] LAN [RJ-45 x 1] LAN/DIGITAL LINK [RJ-45 x 1] USB [USB type-A x 1 (for Memory Viewer/ power supply (DC 5 V, up to 2 A)/ optional Wireless Module)]	HDMI 1/2 in [HDMI 19-pin x 2] Computer 1 in [D-sub HD 15-pin x 1] Computer 2 in [D-sub HD 15-pin x 1] Audio in 1/2 [M3 x 2] Audio out [M3 x 1] Serial in [D-sub 9-pin x 1 (RS-232C)] LAN [RJ-45 x 1] USB [USB type-A x 1 (for Memory Viewer/ power supply (DC 5 V, up to 2 A)/ optional Wireless Module)]	HDMI 1/2 in [HDMI 19-pin x 2] Computer 1 in [D-sub HD 15-pin x 1] Computer 2 in [D-sub HD 15-pin x 1] Audio in 1/2 [M3 x 2] Audio out [M3 x 1] Serial in [D-sub 9-pin x 1 (RS-232C)] LAN [RJ-45 x 1] USB [USB type-A x 1 (for Memory Viewer/ power supply (DC 5 V, up to 2 A)/ optional Wireless Module)]	HDMI 1/2 in [HDMI 19-pin x 2] Computer 1 in [D-sub HD 15-pin x 1] Computer 2 in [D-sub HD 15-pin x 1] Audio in 1/2 [M3 x 2] Audio out [M3 x 1] Serial in [D-sub 9-pin x 1 (RS-232C)] LAN [RJ-45 x 1] USB [USB type-A x 1 (for Memory Viewer/ power supply (DC 5 V, up to 2 A)/ optional Wireless Module)]
Power supply	100-240 V AC, 50/60 Hz				
Maximum power consumption	370 W	305 W	240 W	240 W	230 W
On-mode power consumption	[NORMAL] 325 W (100-120 V), 315 W (200-240 V) [ECO] 230 W (100-120 V), 220 W (200-240 V) [QUIET] 225 W (100-120 V), 215 W (200-240 V)	[NORMAL] 260 W (100-120 V), 250 W (200-240 V) [ECO] 180 W (100-120 V), 175 W (200-240 V) [QUIET] 175 W (100-120 V), 170 W (200-240 V)	[NORMAL] 215 W (100-240 V), 205 W (200-240 V) [ECO] 165 W (100-240 V), 160 W (200-240 V) [QUIET] 160 W (100-240 V), 155 W (200-240 V)	[NORMAL] 215 W (100-240 V), 205 W (200-240 V) [ECO] 165 W (100-240 V), 160 W (200-240 V) [QUIET] 160 W (100-240 V), 155 W (200-240 V)	[NORMAL] 205 W (100-240 V), 195 W (200-240 V) [ECO] 155 W (100-240 V), 145 W (200-240 V) [QUIET] 150 W (100-240 V), 145 W (200-240 V)
Built-in speaker	10.0 W (monaural)				
Operation noise	36 dB (NORMAL/ECO)/26 dB (QUIET)				
Dimensions (W x H³ x D)	399 x 133 x 348 mm (15-23/32 x 5-1/4 x 13-11/16 in)		349 x 105 x 309 mm (13-3/4 x 4-1/8 x 12-5/32 in)		349 x 105 x 309 mm (13-3/4 x 4-1/8 x 12-5/32 in)
Weight⁴	Approx. 6.9 kg/15.2 lbs		Approx. 4.2 kg/9.26 lbs		Approx. 4.2 kg/9.26 lbs
Replacement lamp	- (No lamp)				
Optional accessories	ET-PKL100H (High ceiling mount bracket) ET-PKL100S (Low ceiling mount bracket) ET-PKV400B (Bracket assembly) ET-RFV500 (Replacement filter unit) ET-YFB200G (DIGITAL LINK Switcher) ET-YFB100G (Digital Interface Box) AJ-WM50 (Wireless Module) ⁷	ET-PKL100H (High ceiling mount bracket) ET-PKL100S (Low ceiling mount bracket) ET-PKV400B (Bracket assembly) ET-RFV500 (Replacement filter unit) ET-YFB200G (DIGITAL LINK Switcher) ET-YFB100G (Digital Interface Box) AJ-WM50 (Wireless Module) ⁷	ET-PKL100H (High ceiling mount bracket) ET-PKL100S (Low ceiling mount bracket) ET-PKL420B (Bracket assembly) ET-RFL400 (Replacement filter unit) AJ-WM50 (Wireless Module) ⁷	ET-PKL100H (High ceiling mount bracket) ET-PKL100S (Low ceiling mount bracket) ET-PKL420B (Bracket assembly) ET-RFL400 (Replacement filter unit) AJ-WM50 (Wireless Module) ⁷	ET-PKL100H (High ceiling mount bracket) ET-PKL100S (Low ceiling mount bracket) ET-PKL420B (Bracket assembly) ET-RFL400 (Replacement filter unit) AJ-WM50 (Wireless Module) ⁷

1: Measurement, measuring conditions, and method of notation all comply with ISO/IEC 21118: 2020 international standards. Result of brightness measured complied with ISO/IEC 21118: 2020 and ANSI will be same. 2: After approximately 20,000 hours, cleaning needs to be performed (by the vendor which you purchased from). The light source's lifetime may be shortened due to environmental conditions and operating mode.

3: Height: with legs at shortest position. 4: Average value. Each product has an individual variable in weight. 5: HDMI™/DIGITAL LINK input only. Supports signal up to 4K/30p. 6: The optional Wireless Module is required. 7: The availability varies depending on the country. 8: HDMI™ input only. Supports signal up to 4K/30p.

Portable













	PT-LMW420 	PT-LMX460 	PT-LMX420 
	 4,200 lm WXGA  	 4,600 lm XGA  	 4,200 lm XGA  
Projector type	LCD Projector	LCD Projector	LCD Projector
LCD panel	Panel size	16.3 mm (0.64 in)	16.3 mm (0.64 in)
	Aspect ratio	16:10	16:10
	Number of pixels	1,024,000 (1,280 x 800) pixels	786,432 (1,024 x 768) pixels
Light source	Laser diode	Laser diode	Laser diode
Light output¹	4,200 lm	4,600 lm	4,200 lm
Time until light output declines to 50%²	20,000 hours (NORMAL)	20,000 hours (NORMAL)	20,000 hours (NORMAL)
Resolution	WXGA (1,280 x 800)	XGA (1,024 x 768)	XGA (1,024 x 768)
Contrast ratio (full on/full off)	3,000,000:1	3,000,000:1	3,000,000:1
Screen size (diagonal)	0.76-7.62 m (30-300 in)	0.76-7.62 m (30-300 in)	0.76-7.62 m (30-300 in)
Lens (throw ratio)	F 1.61-1.76, f 19.10-23.0 mm (1.36-1.64:1)	F 1.61-1.76, f 19.10-23.0 mm (1.36-1.64:1)	F 1.61-1.76, f 19.10-23.0 mm (1.36-1.64:1)
Lens shift	- [fixed]	- [fixed]	- [fixed]
Filter Replacement Cycle	20,000 hours	20,000 hours	20,000 hours
Installation	Ceiling/floor, front/rear, free 360-degree installation	Ceiling/floor, front/rear, free 360-degree installation	Ceiling/floor, front/rear, free 360-degree installation
Terminals	HDMI™ in [HDMI™ 19-pin x 2] Computer in [D-sub HD 15-pin x 2] Audio in 1/2 [M3 x 2] Audio out [M3 x 1] Serial in [D-sub 9-pin x 1 (RS-232C)] LAN [RJ-45 x 1] USB [USB type-A x 1] ⁷	HDMI™ in [HDMI™ 19-pin x 2] Computer in [D-sub HD 15-pin x 2] Audio in 1/2 [M3 x 2] Audio out [M3 x 1] Serial in [D-sub 9-pin x 1 (RS-232C)] LAN [RJ-45 x 1] USB [USB type-A x 1] ⁷	HDMI™ in [HDMI™ 19-pin x 2] Computer in [D-sub HD 15-pin x 2] Audio in 1/2 [M3 x 2] Audio out [M3 x 1] Serial in [D-sub 9-pin x 1 (RS-232C)] LAN [RJ-45 x 1] USB [USB type-A x 1] ⁷
Power supply	100-240 V AC, 50/60 Hz	100-240 V AC, 50/60 Hz	100-240 V AC, 50/60 Hz
Maximum power consumption	230 W	230 W	230 W
On-mode power consumption	[NORMAL] 205 W (100-240 V), 195 W (200-240 V) [ECO] 155 W (100-240 V), 145 W (200-240 V) [QUIET] 150 W (100-240 V), 145 W (200-240 V)	[NORMAL] 205 W (100-240 V), 195 W (200-240 V) [ECO] 155 W (100-240 V), 145 W (200-240 V) [QUIET] 150 W (100-240 V), 145 W (200-240 V)	[NORMAL] 205 W (100-240 V), 195 W (200-240 V) [ECO] 155 W (100-240 V), 145 W (200-240 V) [QUIET] 150 W (100-240 V), 145 W (200-240 V)
Built-in speaker	10.0 W (monaural)	10.0 W (monaural)	10.0 W (monaural)
Operation noise	33 dB (NORMAL/ECO)/23 dB (QUIET)	35 dB (NORMAL/ECO)/24 dB (QUIET)	33 dB (NORMAL/ECO)/23 dB (QUIET)
Dimensions (W x H³ x D)	349 x 105 x 309 mm (13-3/4 x 4-1/8 x 12-5/32 in)	349 x 105 x 309 mm (13-3/4 x 4-1/8 x 12-5/32 in)	349 x 105 x 309 mm (13-3/4 x 4-1/8 x 12-5/32 in)
Weight⁴	Approx. 4.2 kg/9.26 lbs	Approx. 4.2 kg/9.26 lbs	Approx. 4.2 kg/9.26 lbs
Replacement lamp	- (No lamp)	- (No lamp)	- (No lamp)
Optional accessories	ET-PKL100H (High ceiling mount bracket) ET-PKL100S (Low ceiling mount bracket) ET-PKL420B (Bracket assembly) ET-RFL400 (Replacement filter unit) AJ-WM50 (Wireless Module) ⁸	ET-PKL100H (High ceiling mount bracket) ET-PKL100S (Low ceiling mount bracket) ET-PKL420B (Bracket assembly) ET-RFL400 (Replacement filter unit) AJ-WM50 (Wireless Module) ⁸	ET-PKL100H (High ceiling mount bracket) ET-PKL100S (Low ceiling mount bracket) ET-PKL420B (Bracket assembly) ET-RFL400 (Replacement filter unit) AJ-WM50 (Wireless Module) ⁸

1: Measurement, measuring conditions, and method of notation all comply with ISO/IEC 21118: 2020 international standards. Result of brightness measured complied with ISO/IEC 21118: 2020 and ANSI will be same. 2: After approximately 20,000 hours, cleaning needs to be performed (by the vendor which you purchased from). The light source's lifetime may be shortened due to environmental conditions and operating mode.

3: Height: with legs at shortest position. 4: Average value. Each product has an individual variable in weight. 5: HDMI™ input only. Supports signal up to 4K/30p. 6: The optional Wireless Module is required. 7: For USB Memory Stick / optional Wireless Module (AJ-WM50) and for power supply (DC 5V up to 2A) 8: The availability varies depending on the country.







Portable

	PT-VW360	PT-VX430	PT-LW376	PT-LW336	PT-LB426
	 4,000 lm WXGA 	 4,500 lm XGA 	 3,600 lm WXGA 	 3,100 lm WXGA 	 4,100 lm XGA 
Projector type	LCD Projector	LCD Projector	LCD Projector	LCD Projector	LCD Projector
LCD panel	Panel size 15.0 mm (0.59 in)	16.0 mm (0.63 in)	15.0 mm (0.59 in)	15.0 mm (0.59 in)	16.0 mm (0.63 in)
	Aspect ratio 16:10	4:3	16:10	16:10	4:3
	Number of pixels 1,024,000 (1,280 x 800) pixels	786,432 (1,024 x 768) pixels	1,024,000 (1,280 x 800) pixels	1,024,000 (1,280 x 800) pixels	786,432 (1,024 x 768) pixels
Light source	240 W UHM Lamp	240 W UHM Lamp	230 W UHM Lamp	230 W UHM Lamp	230 W UHM Lamp
Light output¹	4,000 lm	4,500 lm	3,600 lm	3,100 lm	4,100 lm
Time until light output declines to 50%²	5,000 hours (NORMAL)/ 7,000 hours (ECO)	5,000 hours (NORMAL)/ 7,000 hours (ECO)	10,000 hours (NORMAL)/20,000 hours (ECO)/ 10,000 hours (QUIET)	10,000 hours (NORMAL)/20,000 hours (ECO)/ 10,000 hours (QUIET)	10,000 hours (NORMAL)/20,000 hours (ECO)/ 10,000 hours (QUIET)
Resolution	WXGA (1,280 x 800)	XGA (1,024 x 768)	WXGA (1,280 x 800)	WXGA (1,280 x 800)	XGA (1,024 x 768)
Contrast ratio (full on/full off)	20,000:1	20,000:1	20,000:1	20,000:1	20,000:1
Screen size (diagonal)	0.76-7.62 m (30-300 in)	0.76-7.62 m (30-300 in)	0.76-7.62 m (30-300 in)	0.76-7.62 m (30-300 in)	0.76-7.62 m (30-300 in)
Lens (throw ratio)	F 1.60-1.90, f 15.31-26.24 mm (1.2-1.9:1)	F 1.60-1.90, f 15.31-26.24 mm (1.2-1.9:1)	F 1.60-1.76, f 19.16-23.02 mm (1.48-1.78:1)	F 2.1-2.24, f 19.11-22.94 mm (1.47-1.77:1)	F 1.60-1.76, f 19.16-23.02 mm (1.48-1.78:1)
Lens shift	49:1 (fixed)	9:1 (fixed)	6:1 [fixed]	6:1 [fixed]	6:1 [fixed]
Filter Replacement Cycle	7,000 hours	7,000 hours	5,000 hours (NORMAL)/6,000 hours (ECO)/ 10,000 hours (QUIET)	5,000 hours (NORMAL)/6,000 hours (ECO)/ 10,000 hours (QUIET)	5,000 hours (NORMAL)/6,000 hours (ECO)/ 10,000 hours (QUIET)
Installation	Ceiling/floor, front/rear	Ceiling/floor, front/rear	Ceiling/floor, front/rear	Ceiling/floor, front/rear	Ceiling/floor, front/rear
Terminals	HDMI™ in [HDMI™ 19-pin x 2] Computer 1 in [D-sub HD 15-pin x 1] Computer 2 in/1 out [D-sub HD 15-pin x 1] Video in [Pin jack x 1] Audio in 1/2 [M3 x 2] Audio in 3 [Pin jack x 2 (L, R)] Audio out [M3 x 1] Serial in [D-sub 9-pin x 1 (RS-232C)] LAN [RJ-45 x 1] USB [USB type-A x 1] ⁶ USB [USB type-B x 1 (for USB display)]	HDMI™ in [HDMI™ 19-pin x 2] Computer 1 in [D-sub HD 15-pin x 1] Computer 2 in/1 out [D-sub HD 15-pin x 1] Video in [Pin jack x 1] Audio in 1/2 [M3 x 2] Audio in 3 [Pin jack x 2 (L, R)] Audio out [M3 x 1] Serial in [D-sub 9-pin x 1 (RS-232C)] LAN [RJ-45 x 1] USB [USB type-A x 1] ⁶ USB [USB type-B x 1 (for USB display)]	HDMI™ in [HDMI™ 19-pin x 2] Computer 1 in [D-sub HD 15-pin x 1] Computer 2 in/1 out [D-sub HD 15-pin x 1] Video in [Pin jack x 1] Audio in 1 [M3 x 1] Audio in 2 [Pin jack x 2 (L, R)] Audio out [M3 x 1] Serial in [D-sub 9-pin x 1 (RS-232C)] LAN [RJ-45 x 1] USB [USB type-A x 1] ⁸	HDMI™ in [HDMI™ 19-pin x 2] Computer 1 in [D-sub HD 15-pin x 1] Computer 2 in/1 out [D-sub HD 15-pin x 1] Video in [Pin jack x 1] Audio in 1 [M3 x 1] Audio in 2 [Pin jack x 2 (L, R)] Audio out [M3 x 1] Serial in [D-sub 9-pin x 1 (RS-232C)] LAN [RJ-45 x 1] USB [USB type-A x 1] ⁸	HDMI™ in [HDMI™ 19-pin x 2] Computer 1 in [D-sub HD 15-pin x 1] Computer 2 in/1 out [D-sub HD 15-pin x 1] Video in [Pin jack x 1] Audio in 1 [M3 x 1] Audio in 2 [Pin jack x 2 (L, R)] Audio out [M3 x 1] Serial in [D-sub 9-pin x 1 (RS-232C)] LAN [RJ-45 x 1] USB [USB type-A x 1] ⁸
Power supply	100-240 V AC, 50/60 Hz	100-240 V AC, 50/60 Hz	100-240 V AC, 50/60 Hz	100-240 V AC, 50/60 Hz	100-240 V AC, 50/60 Hz
Maximum power consumption	320 W	320 W	300 W	300 W	300 W
Built-in speaker	10.0 W (monaural)	10.0 W (monaural)	10.0 W (monaural)	10.0 W (monaural)	10.0 W (monaural)
Operation noise	37 dB (NORMAL)/29 dB (ECO)	37 dB (NORMAL)/29 dB (ECO)	38 dB (NORMAL)/35 dB (ECO)/30 dB (QUIET)	38 dB (NORMAL)/35 dB (ECO)/30 dB (QUIET)	38 dB (NORMAL)/35 dB (ECO)/30 dB (QUIET)
Dimensions (W x H³ x D)	352 x 98 x 279 mm (13-27/32 x 3-27/32 x 10-31/32 in)	352 x 98 x 279 mm (13-27/32 x 3-27/32 x 10-31/32 in)	335 x 96 x 252 mm (13-3/16 x 3-25/32 x 9-29/32 in)	335 x 96 x 252 mm (13-3/16 x 3-25/32 x 9-29/32 in)	335 x 96 x 252 mm (13-3/16 x 3-25/32 x 9-29/32 in)
Weight⁴	Approx. 3.3 kg/7.3 lbs	Approx. 3.3 kg/7.3 lbs	Approx. 2.9 kg/6.4 lbs	Approx. 2.9 kg/6.4 lbs	Approx. 2.9 kg/6.4 lbs
Replacement lamp	ET-LAV300	ET-LAV300	ET-LAL510	ET-LAL510	ET-LAL510
Optional accessories	ET-PKL100H (High ceiling mount bracket) ET-PKL100S (Low ceiling mount bracket) ET-PKV400B (Bracket assembly) ET-RFV300 (Replacement filter unit) AJ-WM50 (Wireless Module) ⁷ ET-ADSV (D-Sub/S-VIDEO conversion cable)	ET-PKL100H (High ceiling mount bracket) ET-PKL100S (Low ceiling mount bracket) ET-PKV400B (Bracket assembly) ET-RFV300 (Replacement filter unit) AJ-WM50 (Wireless Module) ⁷ ET-ADSV (D-Sub/S-VIDEO conversion cable)	ET-PKL100H (High ceiling mount bracket) ET-PKL100S (Low ceiling mount bracket) ET-PKL420B (Bracket assembly) ET-RFL300 (Replacement filter unit) AJ-WM50 (Wireless Module) ⁷ ET-ADSV (D-Sub/S-VIDEO conversion cable)	ET-PKL100H (High ceiling mount bracket) ET-PKL100S (Low ceiling mount bracket) ET-PKL420B (Bracket assembly) ET-RFL300 (Replacement filter unit) AJ-WM50 (Wireless Module) ⁷ ET-ADSV (D-Sub/S-VIDEO conversion cable)	ET-PKL100H (High ceiling mount bracket) ET-PKL100S (Low ceiling mount bracket) ET-PKL420B (Bracket assembly) ET-RFL300 (Replacement filter unit) AJ-WM50 (Wireless Module) ⁷ ET-ADSV (D-Sub/S-VIDEO conversion cable)

1: Measurement, measuring conditions, and method of notation all comply with ISO/IEC 21118: 2020 international standards. Result of brightness measured complied with ISO/IEC 21118: 2020 and ANSI will be same. 2: The usage environment affects the lamp replacement cycle. 3: Height: with legs at shortest position.

4: Average value. Each product has an individual variable in weight. 5: To operate wireless projection, the optional Wireless Module AJ-WM50 is required. 6: For USB Memory Stick / optional Wireless Module (AJ-WM50). 7: The availability varies depending on the country. 8: For USB Memory Stick / optional Wireless Module (AJ-WM50) and for power supply (DC 5V up to 2A)

Portable

		PT-LB386	PT-LB356	PT-LB306 ⁶
		 3,800 lm XGA 	 3,300 lm XGA 	 3,100 lm XGA 
Projector type		LCD Projector	LCD Projector	LCD Projector
LCD panel	Panel size	16.0 mm (0.63 in)	16.0 mm (0.63 in)	16.0 mm (0.63 in)
	Aspect ratio	4:3	4:3	4:3
	Number of pixels	786,432 (1,024 x 768) pixels	786,432 (1,024 x 768) pixels	786,432 (1,024 x 768) pixels
Light source		230 W UHM Lamp	230 W UHM Lamp	230 W UHM Lamp
Light output¹		3,800 lm	3,300 lm	3,100 lm
Time until light output declines to 50%²		10,000 hours (NORMAL)/20,000 hours (ECO)/10,000 hours (QUIET)	10,000 hours (NORMAL)/20,000 hours (ECO)/10,000 hours (QUIET)	10,000 hours (NORMAL)/20,000 hours (ECO)/10,000 hours (QUIET)
Resolution		XGA (1,024 x 768)	XGA (1,024 x 768)	XGA (1,024 x 768)
Contrast ratio (full on/full off)		20,000:1	20,000:1	20,000:1
Screen size (diagonal)		0.76-7.62 m (30-300 in)	0.76-7.62 m (30-300 in)	0.76-7.62 m (30-300 in)
Lens (throw ratio)		F 1.60-1.76, f 19.16-23.02 mm (1.48-1.78:1)	F 1.60-1.76, f 19.16-23.02 mm (1.48-1.78:1)	F 2.1-2.24, f 19.11-22.94 mm (1.47-1.77:1)
Lens shift		6:1 [fixed]	6:1 [fixed]	6:1 [fixed]
Filter Replacement Cycle		5,000 hours (NORMAL)/6,000 hours (ECO)/10,000 hours (QUIET)	5,000 hours (NORMAL)/6,000 hours (ECO)/10,000 hours (QUIET)	5,000 hours (NORMAL)/6,000 hours (ECO)/10,000 hours (QUIET)
Installation		Ceiling/floor, front/rear	Ceiling/floor, front/rear	Ceiling/floor, front/rear
Terminals		HDMI™ in [HDMI™ 19-pin x 2] Computer 1 in [D-sub HD 15-pin x 1] Computer 2 in/1 out [D-sub HD 15-pin x 1] Video in [Pin jack x 1] Audio in 1 [M3 x 1] Audio in 2 [Pin jack x 2 (L, R)] Audio out [M3 x 1] Serial in [D-sub 9-pin x 1 (RS-232C)] LAN [RJ-45 x 1] USB [USB type-A x 1] ⁶	HDMI™ in [HDMI™ 19-pin x 2] Computer 1 in [D-sub HD 15-pin x 1] Computer 2 in/1 out [D-sub HD 15-pin x 1] Video in [Pin jack x 1] Audio in 1 [M3 x 1] Audio in 2 [Pin jack x 2 (L, R)] Audio out [M3 x 1] Serial in [D-sub 9-pin x 1 (RS-232C)] LAN [RJ-45 x 1] USB [USB type-A x 1] ⁶	HDMI™ in [HDMI™ 19-pin x 1] Computer in [D-sub HD 15-pin x 1] Monitor out [D-sub HD 15-pin x 1] Video in [Pin jack x 1] Audio in 1 [M3 x 1] Audio in 2 [Pin jack x 2 (L, R)] Audio out [M3 x 1] Serial in [D-sub 9-pin x 1 (RS-232C)] USB [USB type-B x 1 (for service use)]
Power supply		100-240 V AC, 50/60 Hz	100-240 V AC, 50/60 Hz	100-240 V AC, 50/60 Hz
Maximum power consumption		300 W	300 W	300 W
Built-in speaker		10.0 W (monaural)	10.0 W (monaural)	2.0 W (monaural)
Operation noise		38 dB (NORMAL)/35 dB (ECO)/30 dB (QUIET)	38 dB (NORMAL)/35 dB (ECO)/30 dB (QUIET)	38 dB (NORMAL)/35 dB (ECO)/30 dB (QUIET)
Dimensions (W x H³ x D)		335 x 96 x 252 mm (13-3/16 x 3-25/32 x 9-29/32 in)	335 x 96 x 252 mm (13-3/16 x 3-25/32 x 9-29/32 in)	335 x 96 x 252 mm (13-3/16 x 3-25/32 x 9-29/32 in)
Weight⁴		Approx. 2.9 kg/6.39 lbs	Approx. 2.9 kg/6.39 lbs	Approx. 2.8 kg/6.17 lbs
Replacement lamp		ET-LAL510	ET-LAL510	ET-LAL510
Optional accessories		ET-PKL100H (High ceiling mount bracket) ET-PKL100S (Low ceiling mount bracket) ET-PKL420B (Bracket assembly) ET-RFL300 (Replacement filter unit) AJ-WM50 (Wireless Module) ⁷ ET-ADSV (D-Sub/S-VIDEO conversion cable)	ET-PKL100H (High ceiling mount bracket) ET-PKL100S (Low ceiling mount bracket) ET-PKL420B (Bracket assembly) ET-RFL300 (Replacement filter unit) AJ-WM50 (Wireless Module) ⁷ ET-ADSV (D-Sub/S-VIDEO conversion cable)	ET-PKL100H (High ceiling mount bracket) ET-PKL100S (Low ceiling mount bracket) ET-PKL420B (Bracket assembly) ET-RFL300 (Replacement filter unit) ET-ADSV (D-Sub/S-VIDEO conversion cable)

1: Measurement, measuring conditions, and method of notation all comply with ISO/IEC 21118: 2020 international standards. Result of brightness measured complied with ISO/IEC 21118: 2020 and ANSI will be same. 2: The usage environment affects the lamp replacement cycle. 3: Height: with legs at shortest position.

4: Average value. Each product has an individual variable in weight. 5: To operate wireless projection, the optional Wireless Module AJ-WM50 is required. 6: For USB Memory Stick / optional Wireless Module (AJ-WM50) and for power supply (DC 5V up to 2A) 7: The availability varies depending on the country.

Short Throw/ Ultra Short Throw



		PT-TMZ400 	PT-TMW380 	PT-TMX380 
		 4,000 lm WUXGA	 3,800 lm WXGA	 3,800 lm XGA
		 	 	 
Projector type		LCD Projector	LCD Projector	LCD Projector
LCD panel	Panel size	16.3 mm (0.64 in)	16.3 mm (0.64 in)	16.0 mm (0.63 in)
	Aspect ratio	16:10	16:10	4:3
	Number of pixels	2,304,000 (1920 x 1200) pixels	1,024,000 (1,280 x 800) pixels	786,432 (1,024 x 768) pixels
Light source		Laser diodes	Laser diodes	Laser diodes
Light output¹		4,000 lm	3,800 lm	3,800 lm
Time until light output declines to 50%²		20,000 hours (NORMAL/QUIET)/ 24,000 hours (ECO)	20,000 hours (NORMAL/QUIET)/ 24,000 hours (ECO)	20,000 hours (NORMAL/QUIET)/ 24,000 hours (ECO)
Resolution		WUXGA (1920 x 1200)	WXGA (1,280 x 800)	XGA (1,024 x 768)
Contrast ratio (full on/full off)		3,000,000:1	3,000,000:1	3,000,000:1
Screen size (diagonal)		1.27-2.67 m (50-105 in)	1.27-2.67 m (50-105 in)	1.27-2.67 m (50-105 in)
Lens (throw ratio)		F 1.8, f 6.08 mm (0.43:1)	F 1.8, f 6.08 mm (0.43:1)	F 1.8, f 6.08 mm (0.43:1)
Lens shift		- (fixed)	- (fixed)	- (fixed)
Filter Replacement Cycle		20,000 hours	20,000 hours	20,000 hours
Installation		Ceiling/floor, front/rear free 360-degree installation	Ceiling/floor, front/rear free 360-degree installation	Ceiling/floor, front/rear free 360-degree installation
Terminals		HDMI™ in [HDMI™ 19-pin x 2] Computer in [D-sub HD 15-pin x 2] Audio in 1/2 [M3 x 2] Audio out [M3 x 1] Serial in [D-sub 9-pin x 1 (RS-232C)] LAN [RJ-45 x 1] USB [USB type-A x 1] ⁷	HDMI™ in [HDMI™ 19-pin x 2] Computer in [D-sub HD 15-pin x 2] Audio in 1/2 [M3 x 2] Audio out [M3 x 1] Serial in [D-sub 9-pin x 1 (RS-232C)] LAN [RJ-45 x 1] USB [USB type-A x 1] ⁷	HDMI™ in [HDMI™ 19-pin x 2] Computer in [D-sub HD 15-pin x 2] Audio in 1/2 [M3 x 2] Audio out [M3 x 1] Serial in [D-sub 9-pin x 1 (RS-232C)] LAN [RJ-45 x 1] USB [USB type-A x 1] ⁷
Power supply		100-240 V AC, 50/60 Hz	100-240 V AC, 50/60 Hz	100-240 V AC, 50/60 Hz
Maximum power consumption		240 W	230 W	230 W
On-mode power consumption		[NORMAL] 215 W (100-240 V), 205 W (200-240 V) [ECO] 165 W (100-240 V), 160 W (200-240 V) [QUIET] 160 W (100-240 V), 155 W (200-240 V)	[NORMAL] 205 W (100-240 V), 195 W (200-240 V) [ECO] 155 W (100-240 V), 145 W (200-240 V) [QUIET] 150 W (100-240 V), 140 W (200-240 V)	[NORMAL] 205 W (100-240 V), 195 W (200-240 V) [ECO] 155 W (100-240 V), 145 W (200-240 V) [QUIET] 150 W (100-240 V), 145 W (200-240 V)
Built-in speaker		10.0 W (monaural)	10.0 W (monaural)	10.0 W (monaural)
Operation noise		35 dB (NORMAL/ECO)/24 dB (QUIET)	35 dB (NORMAL/ECO)/24 dB (QUIET)	35 dB (NORMAL/ECO)/24 dB (QUIET)
Dimensions (W x H³ x D)		349 x 138 x 370 mm (13-3/4 x 5-7/16 x 14-9/16 in)	349 x 138 x 370 mm (13-3/4 x 5-7/16 x 14-9/16 in)	349 x 138 x 370 mm (13-3/4 x 5-7/16 x 14-9/16 in)
Weight⁴		Approx. 4.9 kg/10.8 lbs	Approx. 4.9 kg/10.8 lbs	Approx. 4.9 kg/10.8 lbs
Replacement lamp		- (No lamp)	- (No lamp)	- (No lamp)
Optional accessories		ET-PKL100H (High ceiling mount bracket) ET-PKL100S (Low ceiling mount bracket) ET-PKL430B (Bracket assembly) ET-RFL400 (Replacement filter unit) AJ-WM50 Series (Wireless Module) ⁸	ET-PKL100H (High ceiling mount bracket) ET-PKL100S (Low ceiling mount bracket) ET-PKL430B (Bracket assembly) ET-RFL400 (Replacement filter unit) AJ-WM50 Series (Wireless Module) ⁸	ET-PKL100H (High ceiling mount bracket) ET-PKL100S (Low ceiling mount bracket) ET-PKL430B (Bracket assembly) ET-RFL400 (Replacement filter unit) AJ-WM50 Series (Wireless Module) ⁸

1: Measurement, measuring conditions, and method of notation all comply with ISO/IEC 21118: 2020 international standards. Result of brightness measured complied with ISO/IEC 21118: 2020 and ANSI will be same. 2: After approximately 20,000 hours, cleaning needs to be performed (by the vendor which you purchased from). The light source's lifetime may be shortened due to environmental conditions and operating mode.

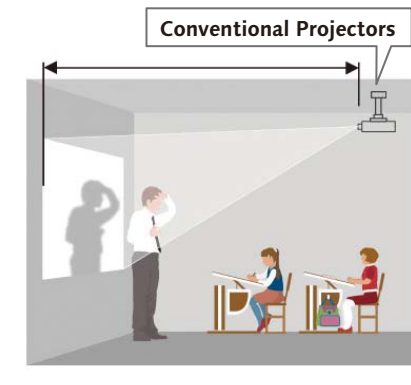

3: Height: with legs at shortest position. 4: Average value. Each product has an individual variable in weight. 5: HDMI™ input only. Supports signal up to 4K/30p. 6: To operate wireless projection, the optional Wireless Module AJ-WM50 is required. 7: For USB Memory Stick / optional Wireless Module (AJ-WM50) and for power supply (DC 5V up to 2A) 8: The availability varies depending on the country.

FEATURES

Short-Throw Projectors
Promote Effective Communication
Without Screen Shadowing

Short-Throw Projection









Communicate with flair almost anywhere with support for desktop or ceiling installation. The PT-TMZ400 Series and PT-TX440/TX350 Series can be set up at arm's length from the screen to reproduce a big 80-inch image¹. As well as bringing large pictures to small spaces, the short-throw lens casts the image in front of the presenter so his or her shadow does not obscure the screen.



1: Projection distance is 73 cm for the PT-TMZ400/TMW380, and 75 cm for the PT-TMX380 and PT-TX440/PT-TX350 when projecting an 80-inch image.

For more information, please visit the website.
>>> <https://docs.connect.panasonic.com/projector/products/tmz400/>

Short Throw/ Ultra Short Throw

		PT-TX440 ⁴	PT-TX350 ⁴	PT-CMZ50
		 3,800 lm XGA 	 3,200 lm XGA 	 5,200 lm WUXGA * Available in black/white cabinet.   
Projector type		LCD Projector	LCD Projector	LCD Projector
LCD panel	Panel size	16.0 mm (0.63 in)	16.0 mm (0.63 in)	16.3 mm (0.64 in)
	Aspect ratio	4:3	4:3	16:10
	Number of pixels	786,432 (1,024 x 768) pixels	786,432 (1,024 x 768) pixels	2,304,000 (1,920 x 1,200) pixels
Light source		230 W UHM Lamp	230 W UHM Lamp	Laser diodes
Light output¹		3,800 lm	3,200 lm	5,200 lm
Time until light output declines to 50%		10,000 hours (NORMAL)/20,000 hours (ECO)/10,000 hours (QUIET) ⁶	10,000 hours (NORMAL)/20,000 hours (ECO)/10,000 hours (QUIET) ⁶	20,000 hours (NORMAL/QUIET)/24,000 hours (ECO) ⁹
Resolution		XGA (1,024 x 768)	XGA (1,024 x 768)	WUXGA (1,920 x 1,200)
Contrast ratio (full on/full off)		20,000:1	20,000:1	3,000,000:1
Screen size (diagonal)		1.27-2.54 m (50-100 in)	1.27-2.54 m (50-100 in)	2.03-3.05 m (80-120 in)
Lens (throw ratio)		F 1.8, f 6.08 mm (0.46:1)	F 1.8, f 6.08 mm (0.46:1)	F 1.7, f 2.81 mm (0.235:1)
Lens shift		6:1 [fixed]	6:1 [fixed]	- (fixed)
Filter Replacement Cycle		5,000 hours (NORMAL)/6,000 hours (ECO)/10,000 hours (QUIET)	5,000 hours (NORMAL)/6,000 hours (ECO)/10,000 hours (QUIET)	20,000 hours
Installation		Ceiling/floor, front/rear	Ceiling/floor, front/rear	Ceiling/floor, front/rear free 360-degree installation
Terminals		HDMI™ in [HDMI™ 19-pin x 2] Computer 1 in [D-sub HD 15-pin x 1] Computer 2 in/1 out [D-sub HD 15-pin x 1] Video in [Pin jack x 1] Audio in 1 [M3 x 1] Audio in 2 [Pin jack x 2 (L, R)] Audio out [M3 x 1] Serial in [D-sub 9-pin x 1 (RS-232C)] LAN [RJ-45 x 1] USB [USB type-A x 1] ⁷	HDMI™ in [HDMI™ 19-pin x 2] Computer 1 in [D-sub HD 15-pin x 1] Computer 2 in/1 out [D-sub HD 15-pin x 1] Video in [Pin jack x 1] Audio in 1 [M3 x 1] Audio in 2 [Pin jack x 2 (L, R)] Audio out [M3 x 1] Serial in [D-sub 9-pin x 1 (RS-232C)] LAN [RJ-45 x 1] USB [USB type-A x 1] ⁷	HDMI™ in [HDMI™ 19-pin x 2] HDMI™ out [HDMI™ 19-pin x 1] Computer in [D-sub 15-pin x 1] Audio in [M3 x 1] Audio out [M3 x 1] Serial in [D-sub 9-pin x 1 (RS-232C)] LAN/DIGITAL LINK [RJ-45 x 1] LAN [RJ-45 x 1] USB [USB type-A x 1] ⁷
Power supply		100-240 V AC, 50/60 Hz	100-240 V AC, 50/60 Hz	100-240 V AC, 50/60 Hz
Maximum power consumption		300 W	300 W	325 W
On-mode power consumption		-	-	[NORMAL] 290 W (AC 100-120 V), 280 W (AC 200-240 V) [ECO] 215 W (AC 100-120 V), 205 W (AC 200-240 V) [QUIET] 210 W (AC 100-120 V), 200 W (AC 200-240 V)
Built-in speaker		10.0 W (monaural)	10.0 W (monaural)	10.0 W (monaural)
Operation noise		38 dB (NORMAL)/35 dB (ECO)/30 dB (QUIET)	38 dB (NORMAL)/35 dB (ECO)/30 dB (QUIET)	34 dB (NORMAL/ECO)/25 dB (QUIET)
Dimensions (W x H² x D)		335 x 134.1 x 329 mm (13-3/16 x 5-9/32 x 12-15/16 in)	335 x 134.1 x 329 mm (13-3/16 x 5-9/32 x 12-15/16 in)	495 x 176 x 421 mm (19-1/2 x 6-15/16 x 16-37/64 in)
Weight³		Approx. 3.9 kg/8.6 lbs	Approx. 3.9 kg/8.6 lbs	Approx. 9.5 kg/20.9 lbs
Replacement lamp		ET-LAL510	ET-LAL510	- (No lamp)
Optional accessories		ET-PKL100H (High ceiling mount bracket) ET-PKL100S (Low ceiling mount bracket) ET-PKL430B (Bracket assembly) ET-RFL300 (Replacement filter unit) AJ-WM50 (Wireless Module) ⁴ ET-ADSV (D-Sub/S-VIDEO conversion cable)	ET-PKL100H (High ceiling mount bracket) ET-PKL100S (Low ceiling mount bracket) ET-PKL430B (Bracket assembly) ET-RFL300 (Replacement filter unit) AJ-WM50 (Wireless Module) ⁴ ET-ADSV (D-Sub/S-VIDEO conversion cable)	ET-PKD120H (High ceiling mount bracket) ET-PKD130H (High ceiling mount bracket) ET-PKD120S (Low ceiling mount bracket) ET-PKE301B (Attachment for ceiling mount bracket) ET-WBC100 (Wall Mount Bracket) ET-RFV500 (Replacement filter unit) ET-YFB200G (DIGITAL LINK Switcher) ET-YFB100G (Digital Interface Box) AJ-WM50 Series (Wireless Module) ⁴

1: Measurement, measuring conditions, and method of notation all comply with ISO/IEC 21118: 2020 international standards. Result of brightness measured complied with ISO/IEC 21118: 2020 and ANSI will be same. 2: Height: with legs at shortest position. 3: Average value. Each product has an individual variable in weight. 4: The availability varies depending on the country. 5: To operate wireless projection, the optional Wireless Module AJ-WM50 is required.

6: The usage environment affects the lamp replacement cycle. 7: For USB Memory Stick / optional Wireless Module (AJ-WM50) and for power supply (DC 5V up to 2A) 8: HDMI™/DIGITAL LINK input only. Supports signal up to 4K/30p. 9: After approximately 20,000 hours, cleaning needs to be performed (by the vendor which you purchased from). The light source's lifetime may be shortened due to environmental conditions and operating mode.

Media Processor

	ET-FMP50	ET-FMP20
Type	Box-type	Box-type
Terminals	LAN [RJ-45 x 1, for network connection, 10Base-T/100Base-TX, 1000Base-T, NDI® compatible] HDMI™ out [HDMI™ x 4, Audio signal: Linear PCM, 44.1 kHz/48 kHz, 16-bit, 2 channels Audio out [M3 x 1]	LAN [RJ-45 x 1, for network connection, 10Base-T/100Base-TX, 1000Base-T, NDI® compatible] HDMI™ out [HDMI™ x 4, Audio signal: Linear PCM, 44.1 kHz/48 kHz, 16-bit, 2 channels Audio out [M3 x 1]
NDI®-compatible streaming content	Image compression method: High Bandwidth NDI®; Image resolution/frame rate: 1920 x 1080/60 fps, 1920 x 1080/50 fps; Audio signals: Linear PCM, 44.1 kHz/48 kHz, 16-bit, 2 channels	Image compression method: High Bandwidth NDI®; Image resolution/frame rate: 1920 x 1080/60 fps, 1920 x 1080/50 fps; Audio signals: Linear PCM, 44.1 kHz/48 kHz, 16-bit, 2 channels
Max. video output resolution	3840 x 2160/60p x 1 or 1920 x 1080/60p x 4 ²	3840 x 2160/60p x 1 or 1920 x 1080/60p x 4 ²
Video format	HA ³ / H.264, 8-bit, 3840 x 2160 pixels, 60p, YPbPr 4:2:0, 300 Mbps / H.265, 8-bit, 4096 x 4096 pixels, 60p, YPbPr 4:2:0, 300 Mbps	H.264, 8-bit, 3840 x 2160 pixels, 60p, YPbPr 4:2:0, 300 Mbps / H.265, 8-bit, 4096 x 4096 pixels, 60p, YPbPr 4:2:0, 300 Mbps
Audio format	AAC-LC, 16-bit, stereo	AAC-LC, 16-bit, stereo
Storage	4 TB	512 GB ⁴
Operating system	Linux®	Linux®
Power supply	AC 100-240 V, 50/60 Hz	AC 100-240 V, 50/60 Hz
Maximum power consumption	64 W	64 W
Operation noise	42 dB (Max), 33 dB (Normal)	42 dB (Max), 33 dB (Normal)
Dimensions (W x H x D)	210 x 44 x 295 mm (8-9/32 x 1-23/32 x 11-5/8 in) (excluding feet)	210 x 44 x 295 mm (8-9/32 x 1-23/32 x 11-5/8 in) (excluding feet)
Weight¹	Approx. 2.0 kg (4.41 lbs) (excluding AC adapter and cord)	Approx. 2.0 kg (4.41 lbs) (excluding AC adapter and cord)
Operating environment	Operating temperature: 0-40 °C (32-104 °F) Operating humidity: 10-80 % (no condensation)	Operating temperature: 0-40 °C (32-104 °F) Operating humidity: 10-80 % (no condensation)

	ET-SBFMP10	NEW
Type	Function board-type	
Terminals	LAN [RJ-45 x 1, for network connection, 10Base-T/100Base-TX, 1000Base-T, NDI® compatible] Audio out [M3 x 1]	
NDI®-compatible streaming content	Image compression method: High Bandwidth NDI®; Image resolution/frame rate: 1920 x 1080/60 fps, 1920 x 1080/50 fps; Audio signals: Linear PCM, 44.1 kHz/48 kHz, 16-bit, 2 channels	
Max. video output resolution	3840 x 2160/60p	
Video format	H.264, 8-bit, 3840 x 2160 pixels, 60p, YPbPr 4:2:0, 300 Mbps H.265, 8-bit, 4096 x 4096 pixels, 60p, YPbPr 4:2:0, 300 Mbps	
Audio format	AAC-LC, 16-bit, stereo	
Storage	512 GB ⁴	
Operating system	Linux®	
Dimensions (W x H x D)	195 x 25 x 123.2 mm (7-11/16 x 1 x 4-27/32 in)	
Weight¹	Approx. 0.26 kg (0.57 lbs)	
Operating environment	Operating temperature: 0-45 °C (32-113 °F) ⁵ Operating humidity: 10-80 % (no condensation)	

Media Processors Simplify Multi-Projection Workflows for Immersive Experiences



What's the FMP50 Series?

Designed around the concept of "simpler but better," the ET-FMP50 Series is a media processor designed to simplify and enhance multi-projection. It offers manual and automatic camera-based¹ blending/black-level adjustments and 4K media playback² capability, streamlining the creation of multi-projection setups, saving resources, and enhancing efficiency.



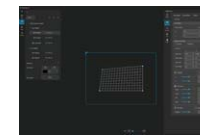
01 Simplified Layout Flexible Design

Box and function board types are available, with the latter offering single LAN cable connection to simplify your system, enhance efficiency, and reduce costs.



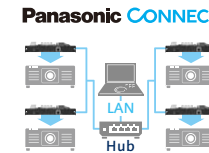
02 Workflow Game-changer Auto Calibration

Camera-based¹ calibration automatically handles blending and black-level adjustments, streamlining on-site workflows without additional licensing fees.



03 Easy to Master Intuitive Software

User-friendly software empowers you to seamlessly warp and blend content, manage playlists and playback schedules, and enjoy all features without a separate license.

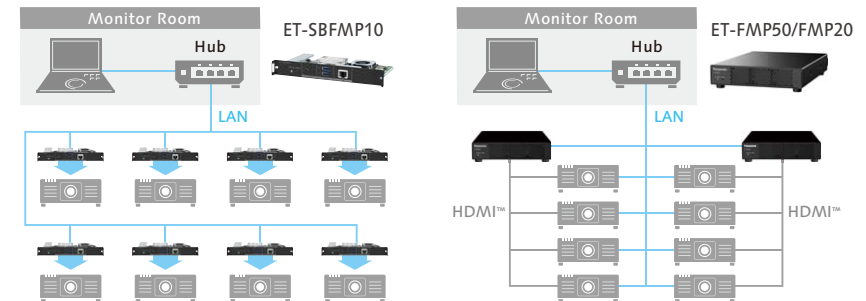


04 Holistic Ecosystems Stable & Reliable

Seamlessly integrated with Panasonic projectors, the FMP50 Series ensures a cohesive ecosystem for enhanced stability and fast troubleshooting recovery.

1: Compatible cameras (sold separately) comprise NIKON D5200/D5300/D5500/D5600/D7500/Z50 and the IDS GV-5890CP-C-HQ. Please visit PASS for more information.
2: The maximum output resolution is 3840 x 2160/60p x 1 (ET-FMP50/FMP20/SBFMP10) or 1920 x 1080/60p x 4 (ET-FMP50/FMP20).

SYSTEM EXAMPLE



For more information about the ET-FMP50 Series, please visit the website >> <https://docs.connect.panasonic.com/projector/products/fmp50/>

1: Average value. Each product has an individual variable in weight. 2: When four HDMI™ outputs are used simultaneously. 3: ET-FMP50 only. 4: For the ET-FMP20 (512 GB) and ET-SBFMP10 (512 GB), approximately 30 GB of the total storage space is allocated for system usage and is unavailable to the user. 5: The operating temperature range may differ according to the specific projector model paired with the ET-SBFMP10.

Large-Venue
Installation
Portable
Short Throw/
Ultra Short Throw
Media Processor
Lenses
Features
Options
PressIT/Intel® SDW
Software/Apps

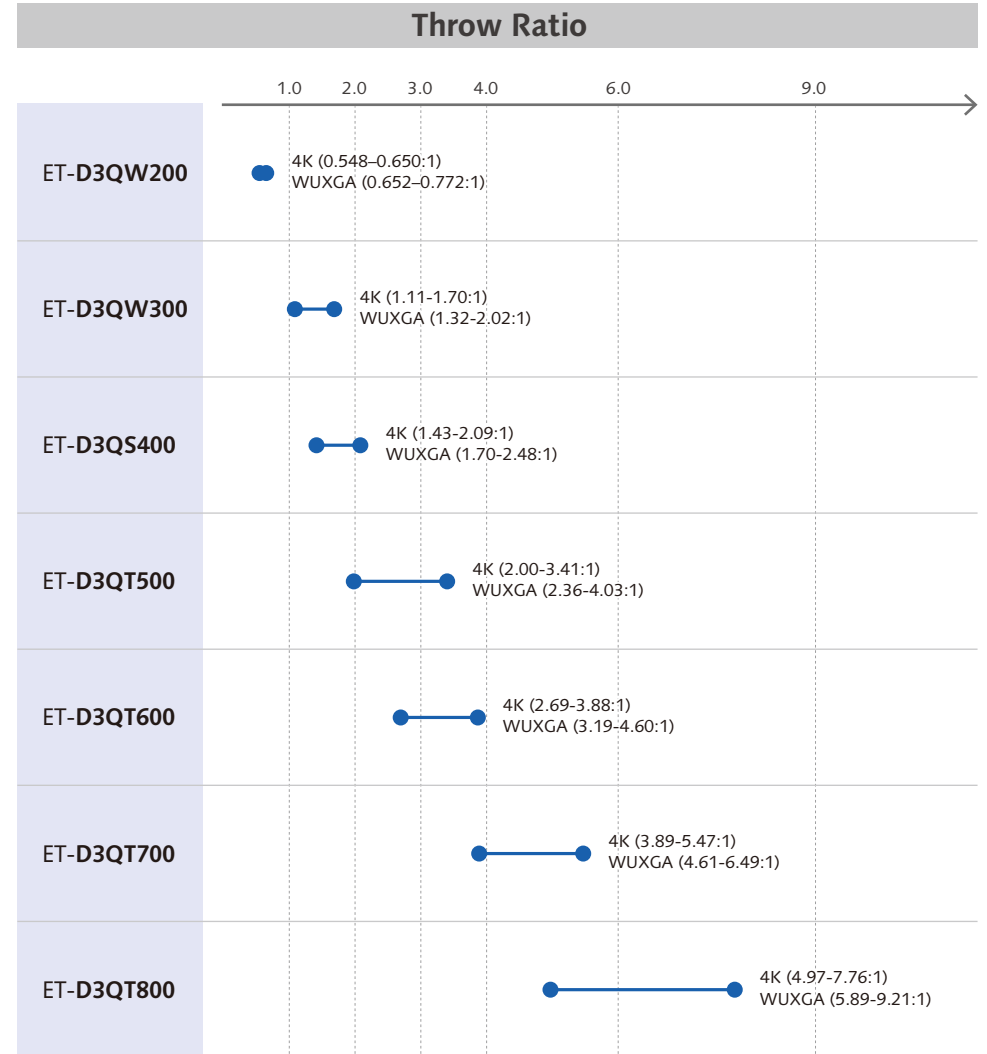
Optional Lenses for the PT-RQ50K Projector (Large-Venue)

ID :Featuring Auto Lens Identification Function* M :Stepping Motor for zoom in addition to focus.

Lens type	Zoom lens	Zoom lens	Zoom lens	Zoom lens
Model number	ET-D3QW200	ET-D3QW300	ET-D3QS400	ET-D3QT500
				
F-number	2.5	2.5	2.5	2.5
Focal length	17.5-20.7 mm	35.2-53.7 mm	45.3-65.6 mm	61.4-105.2 mm
Weight	Approx. 11.3 kg/24.9 lbs	Approx. 9.3 kg/20.5 lbs	Approx. 8.5 kg/18.7 lbs	Approx. 9.6 kg/21.2 lbs

Lens type	Zoom lens	Zoom lens	Zoom lens
Model number	ET-D3QT600	ET-D3QT700	ET-D3QT800
			
F-number	2.5	2.5	2.5
Focal length	85.0-121.6 mm	122.8-172.3 mm	156.5-243.1 mm
Weight	Approx. 6.4 kg/14.1 lbs	Approx. 7.3 kg/16.1 lbs	Approx. 8.0 kg/17.6 lbs

The Throw Distance Calculator should help you out. Please try it.
 >>> <https://docs.connect.panasonic.com/projector/download/#calculator>



* Calibration is required each time the lens is mounted.

Optional Lenses for 3-Chip DLP™ Projector¹ (Large-Venue)

The Throw Distance Calculator should help you out. Please try it.
 >>> <https://docs.connect.panasonic.com/projector/download/#calculator>




ID: Featuring Auto Lens Identification Function² M: Stepping Motor for zoom in addition to focus.

Lens type	Fixed-focus lens	Fixed-focus lens	Zoom lens	Fixed-focus lens	Fixed-focus lens
Model number	ET-D75LE95	ET-D3LEU101	ET-D3LEW201	ET-D3LEW300	ET-D3LEW50 ³
		ID NEW	ID M NEW	ID M	ID M
F-number	2.5	2.5	2.5	2.5	2.5
Focal length	7.5 mm	8.0 mm	13.8-18.1 mm	16.4-19.6 mm	14.8 mm
Weight	Approx. 6.5 kg/14.3 lbs	Approx. 8.0 kg/17.6 lbs	Approx. 9.0 kg/19.8 lbs	Approx. 8.0 kg/17.6 lbs	Approx. 7.1 kg/15.7 lbs

Lens type	Zoom lens	Zoom lens	Zoom lens	Zoom lens	Zoom lens
Model number	ET-D3LEW60 ⁴	ET-D3LEW600	ET-D3LEW10	ET-D3LES20	ET-D3LET30
	ID M	ID M NEW	ID M	ID M	ID M
F-number	2.5	2.5	2.5	2.5	2.5
Focal length	19.6-23.5 mm	19.8-27.5 mm	26.6-36.4 mm	35.0-50.9 mm	50.4-98.0 mm
Weight	Approx. 8.7 kg/19.2 lbs	Approx. 7.6 kg/16.1 lbs	Approx. 6.2 kg/13.7 lbs	Approx. 5.2 kg/11.5 lbs	Approx. 5.8 kg/12.8 lbs

Lens type	Zoom lens	Zoom lens	Fisheye lens
Model number	ET-D3LET40	ET-D3LET80	ET-D3LEF70*
	ID M	ID M	ID
F-number	2.5	2.5-2.7	2.5
Focal length	96.6-154.9 mm	154.1-288.8 mm	9 mm
Weight	Approx. 5.0 kg/11.0 lbs	Approx. 8.5 kg/18.7 lbs	Approx. 7.1 kg/15.7 lbs

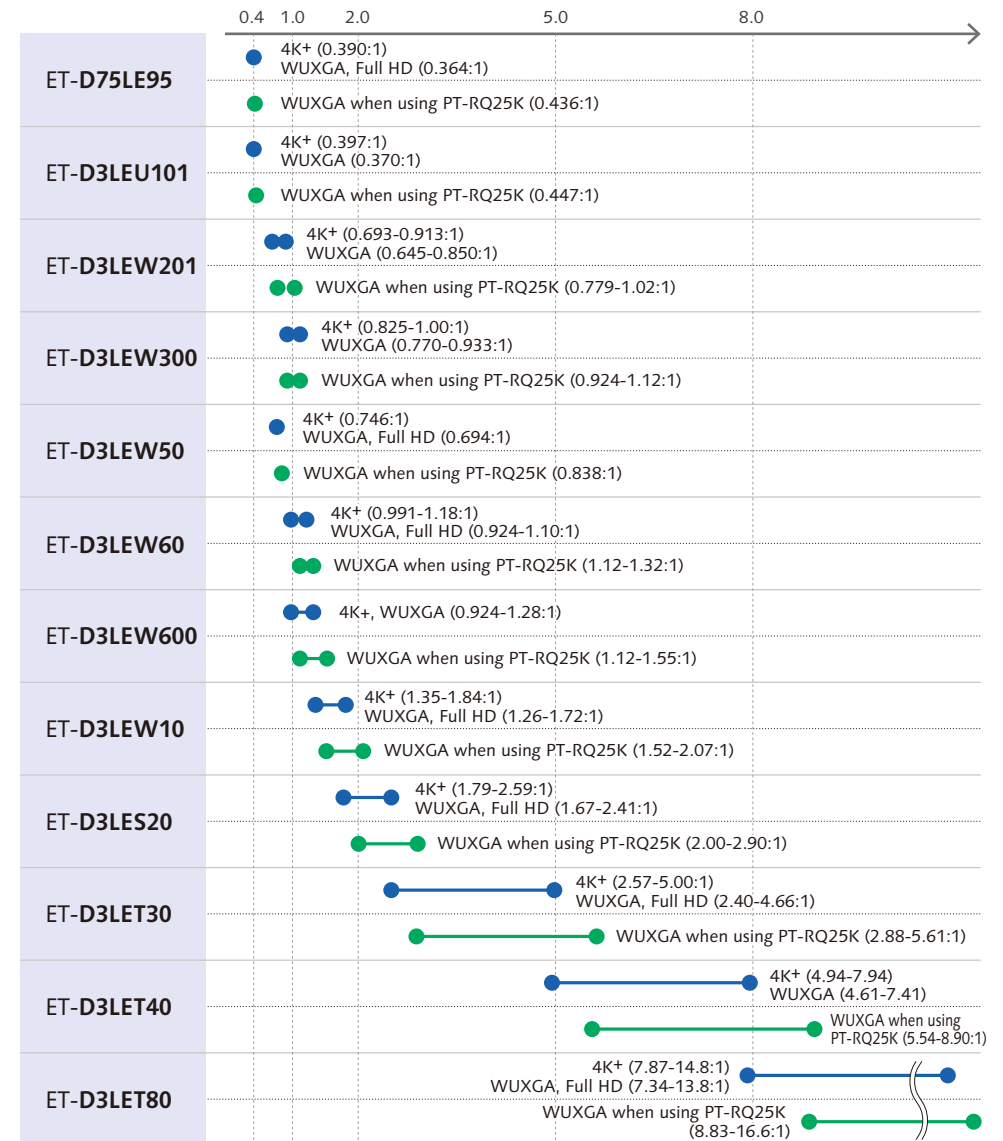


Optional Lenses Compatibility Chart

	ET-D75LE95	ET-D3LEU101	ET-D3LEW201	ET-D3LEW300	ET-D3LEW50	ET-D3LEW60	ET-D3LEW600	ET-D3LEW10	ET-D3LES20	ET-D3LET30	ET-D3LET40	ET-D3LET80	ET-D3LEF70
PT-RQ35K	✓	✓	✓	✓	✓	✓	✓	✓	✓	✓	✓	✓	✓
PT-RZ34K	✓	✓	✓	✓	✓	✓	✓	✓	✓	✓	✓	✓	✓
PT-RQ25K	✓	✓	✓	✓	✓	✓	✓	✓	✓	✓	✓	✓	✓
PT-RZ24K	✓	✓	✓	✓	✓	✓	✓	✓	✓	✓	✓	✓	✓
PT-RQ18K	✓	✓	✓	✓	✓	✓	✓	✓	✓	✓	✓	✓	✓
PT-RZ17K	✓	✓	✓	✓	✓	✓	✓	✓	✓	✓	✓	✓	✓
PT-RZ14K	✓	✓	✓	✓	✓	✓	✓	✓	✓	✓	✓	✓	✓

*For more information about the Fisheye Lens ET-D3LEF70, please visit the website. >>> <https://docs.connect.panasonic.com/projector/products/d3lef70/>

Throw Ratio



1: Except for the PT-RQ50K. 2: Calibration is required each time the lens is mounted. 3: Projector may require the latest firmware update. 4: Stock limited. 5: When using the Zoom Lens (Model No.: ET-D3LEW200) or the Fixed-focus Lens (Model No.: ET-D3LEU100), it is recommended to use together with the Lens Fixed Attachment (Model No.: ET-PLF20). When using the Fisheye Lens (Model No.: ET-D3LEF70), it is recommended to use together with the Lens Fixed Attachment (Model No.: ET-PLF10).
 *Applicable products : PT-RQ35K, PT-RZ34K, PT-RQ25K, PT-RZ24K, PT-RQ18K, PT-RZ17K, PT-RZ14K

The Throw Distance Calculator should help you out. Please try it.
 >>> <https://docs.connect.panasonic.com/projector/download/#calculator>



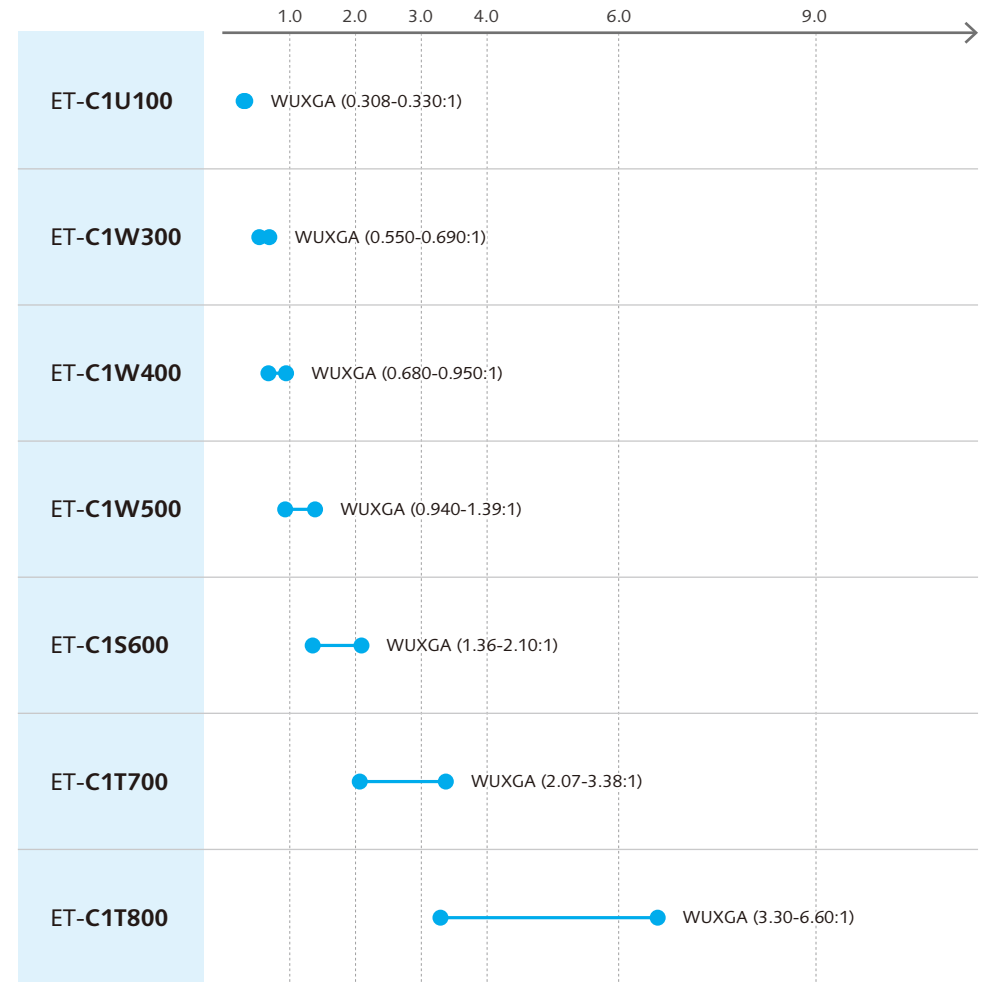
Lens type	Zoom lens	Zoom lens	Zoom lens	Zoom lens
Model number	ET-C1U100	ET-C1W300	ET-C1W400	ET-C1W500
				
F-number	2.1	1.9-2.3	1.9-2.4	1.8-2.3
Focal length	5.4-5.8 mm	9.9-12.3 mm	12.1-16.9 mm	16.7-24.6 mm
Weight	Approx. 4.7 kg/10.36 lbs	Approx. 2.6 kg/5.73 lbs	Approx. 2.4 kg/5.29 lbs	Approx. 2.4 kg/5.29 lbs

Lens type	Zoom lens	Zoom lens	Zoom lens
Model number	ET-C1S600	ET-C1T700	ET-C1T800 NEW
			
F-number	1.8-2.3	1.9-2.4	1.9-2.5
Focal length	23.9-37.2 mm	36.1-59.6 mm	58.2-109.9 mm
Weight	Approx. 1.7 kg/3.75 lbs	Approx. 2.4 kg/5.29 lbs	Approx. 2.4 kg/5.29 lbs

Optional Lenses Compatibility Chart

	ET-C1U100	ET-C1W300	ET-C1W400	ET-C1W500	ET-C1S600	ET-C1T700	ET-C1T800
PT-REQ15	✓	✓	✓	✓	✓	✓	✓
PT-REQ12	✓	✓	✓	✓	✓	✓	✓
PT-REQ10	✓	✓	✓	✓	✓	✓	✓
PT-REQ80	✓	✓	✓	✓	✓	✓	✓
PT-REZ15	✓	✓	✓	✓	✓	✓	✓
PT-REZ12	✓	✓	✓	✓	✓	✓	✓
PT-REZ10	✓	✓	✓	✓	✓	✓	✓
PT-REZ80	✓	✓	✓	✓	✓	✓	✓

Throw Ratio



Optional Lenses for 1-Chip DLP™ Projector (Installation)

The Throw Distance Calculator should help you out. Please try it.
 >>> <https://docs.connect.panasonic.com/projector/download/#calculator>



Lens type	Zoom lens	Fixed-focus lens	Fixed-focus lens	Zoom lens
Model number	ET-DLE020	ET-DLE035	ET-DLE055	ET-DLE060
F-number	2.0	2.0	1.8	1.9-2.3
Focal length	4.1-4.4 mm	5.3 mm	11.9 mm	9.2-12.1 mm
Weight	Approx. 3.2 kg/7.05 lbs	Approx. 1.3 kg/3.1 lbs	Approx. 0.8 kg/1.8 lbs	Approx. 1.3 kg/2.9 lbs

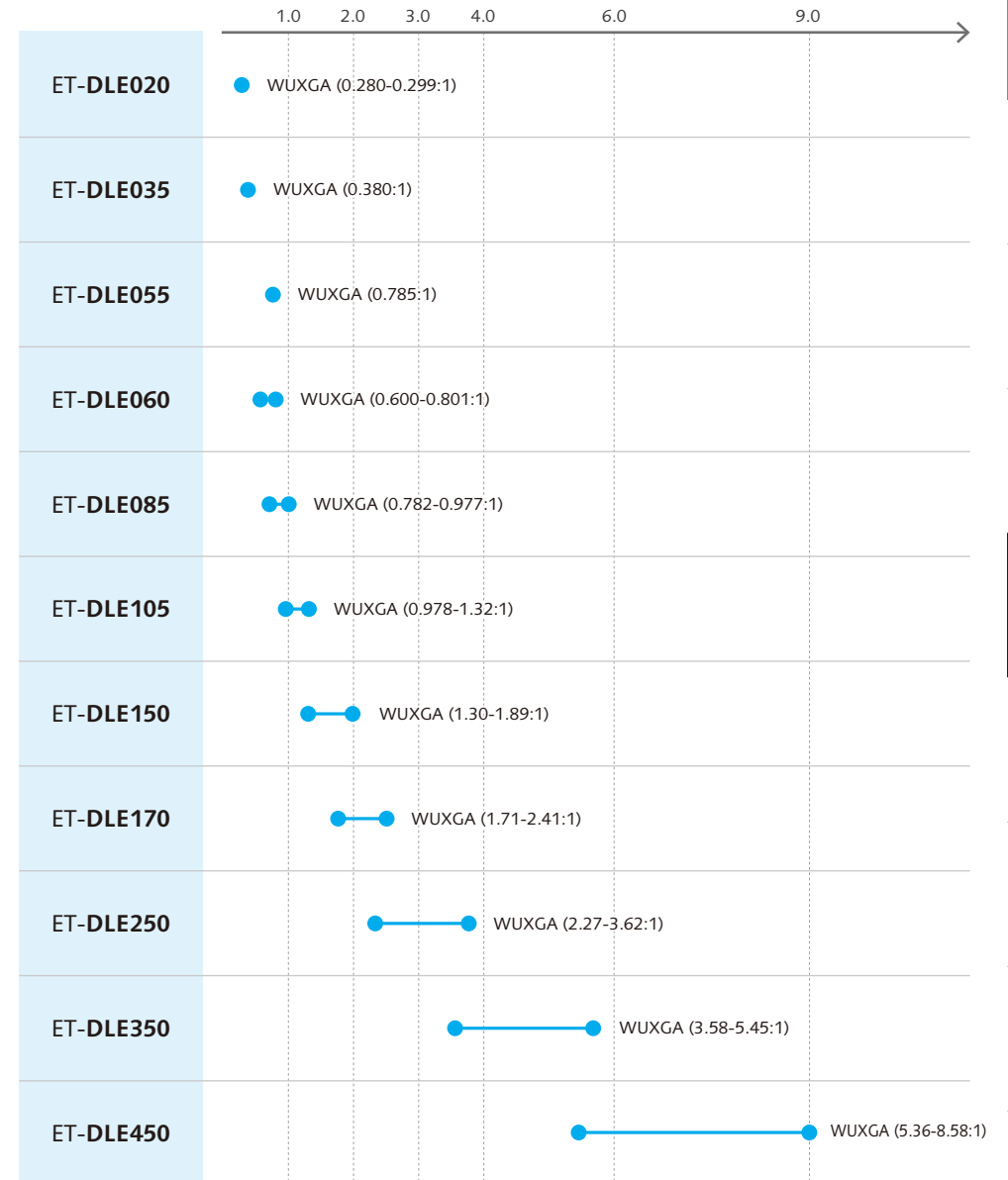
Lens type	Zoom lens	Zoom lens	Zoom lens	Zoom lens (supplied lens) ¹
Model number	ET-DLE085	ET-DLE105	ET-DLE150	ET-DLE170
F-number	1.9-2.2	1.9-2.4	1.8-2.4	1.7-1.9
Focal length	11.8-14.6 mm	14.7-19.7 mm	19.4-27.9 mm	25.6-35.7 mm
Weight	Approx. 1.3 kg/2.9 lbs	Approx. 1.2 kg/2.6 lbs	Approx. 1.1 kg/2.4 lbs	Approx. 0.9 kg/2.0 lbs

Lens type	Zoom lens	Zoom lens	Zoom lens
Model number	ET-DLE250	ET-DLE350	ET-DLE450
F-number	1.8-2.4	1.8-2.2	1.8-2.4
Focal length	33.9-53.2 mm	52.8-79.5 mm	79.5-125.2 mm
Weight	Approx. 1.0 kg/2.2 lbs	Approx. 1.1 kg/2.4 lbs	Approx. 1.3 kg/2.9 lbs

Optional Lenses Compatibility Chart

	ET-DLE020	ET-DLE035	ET-DLE055	ET-DLE060	ET-DLE085	ET-DLE105	ET-DLE150	ET-DLE170	ET-DLE250	ET-DLE350	ET-DLE450
PT-RQ7	✓ ²	✓	✓	✓	✓	✓	✓	✓	✓	✓	✓
PT-RQ6	✓ ²	✓	✓	✓	✓	✓	✓	✓	✓	✓	✓
PT-RZ7	✓ ²	✓	✓	✓	✓	✓	✓	✓	✓	✓	✓
PT-RZ6	✓ ²	✓	✓	✓	✓	✓	✓	✓	✓	✓	✓

Throw Ratio



1: The ET-DLE170 is equivalent of supplied lens. Availability varies depending on the country.
 2: When using the ET-DLE020, the included bracket is not required.

Optional Lenses for the PT-MZ20K Series Projector (Installation)

The Throw Distance Calculator should help you out. Please try it.
 >>> <https://docs.connect.panasonic.com/projector/download/#calculator>



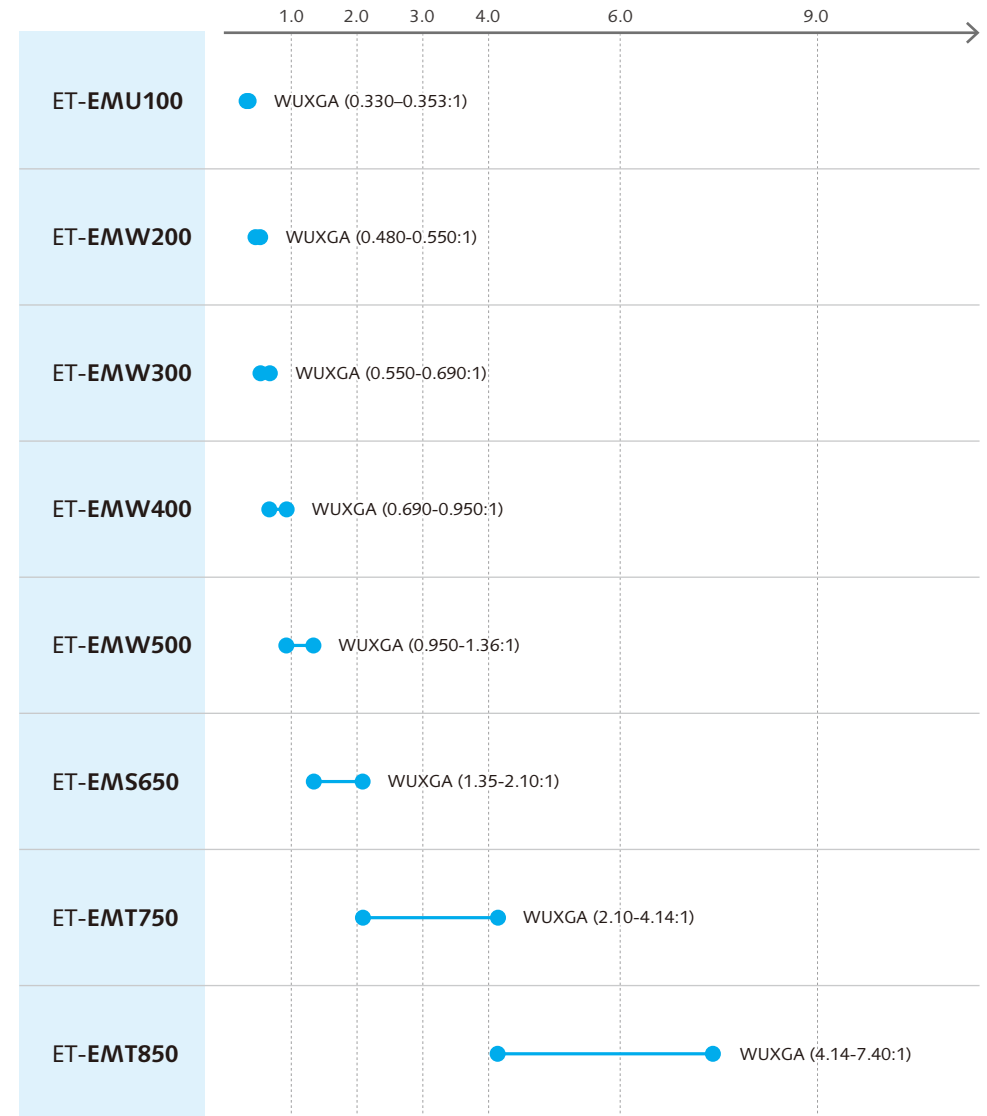
Lens type	Zoom lens	Zoom lens	Zoom lens	Zoom lens
Model number	ET-EMU100	ET-EMW200	ET-EMW300	ET-EMW400
				
F-number	1.9	1.8-2.1	1.8-2.2	1.8-2.2
Focal length	7.2-7.7 mm	10.8-12.5 mm	12.3-15.4 mm	15.3-21.1 mm
Weight	Approx. 7.2 kg/15.87 lbs	Approx. 5.20 kg/11.46 lbs	Approx. 5.20 kg/11.46 lbs	Approx. 5.05 kg/11.13 lbs

Lens type	Zoom lens	Zoom lens	Zoom lens	Zoom lens
Model number	ET-EMW500	ET-EMS650	ET-EMT750	ET-EMT850
				
F-number	1.8-2.4	1.8-2.2	1.8-2.5	1.9-2.4
Focal length	21.1-30.0 mm	29.9-46.3 mm	46.0-90.5 mm	90.3-162.6 mm
Weight	Approx. 5.15 kg/11.35 lbs	Approx. 3.71 kg/8.18 lbs	Approx. 4.59 kg/10.12 lbs	Approx. 4.45 kg/9.81 lbs

Optional Lenses Compatibility Chart

	ET-EMU100	ET-EMW200	ET-EMW300	ET-EMW400	ET-EMW500	ET-EMS650	ET-EMT750	ET-EMT850
PT-MZ20K	✓	✓	✓	✓	✓	✓	✓	✓
PT-MZ17K	✓	✓	✓	✓	✓	✓	✓	✓
PT-MZ14K	✓	✓	✓	✓	✓	✓	✓	✓
PT-MZ11K	✓	✓	✓	✓	✓	✓	✓	✓

Throw Ratio



Optional Lenses for LCD Projector¹ (Installation)

The Throw Distance Calculator should help you out. Please try it.
 >>> <https://docs.connect.panasonic.com/projector/download/#calculator>



Lens type	Zoom lens	Fixed-focus lens	Zoom lens	Zoom lens
Model number	ET-ELU20	ET-ELW21	ET-ELW22	ET-ELW20
F-number	2.0	2.0	2.0-2.4	1.8-2.3
Focal length	5.4-5.8 mm	13.1 mm	13.3-16.6 mm	20.4-27.6 mm
Weight	Approx. 4.0 kg/8.82 lbs	Approx. 1.08 kg/2.4 lbs	Approx. 1.20 kg/2.7 lbs	Approx. 1.20 kg/2.6 lbs

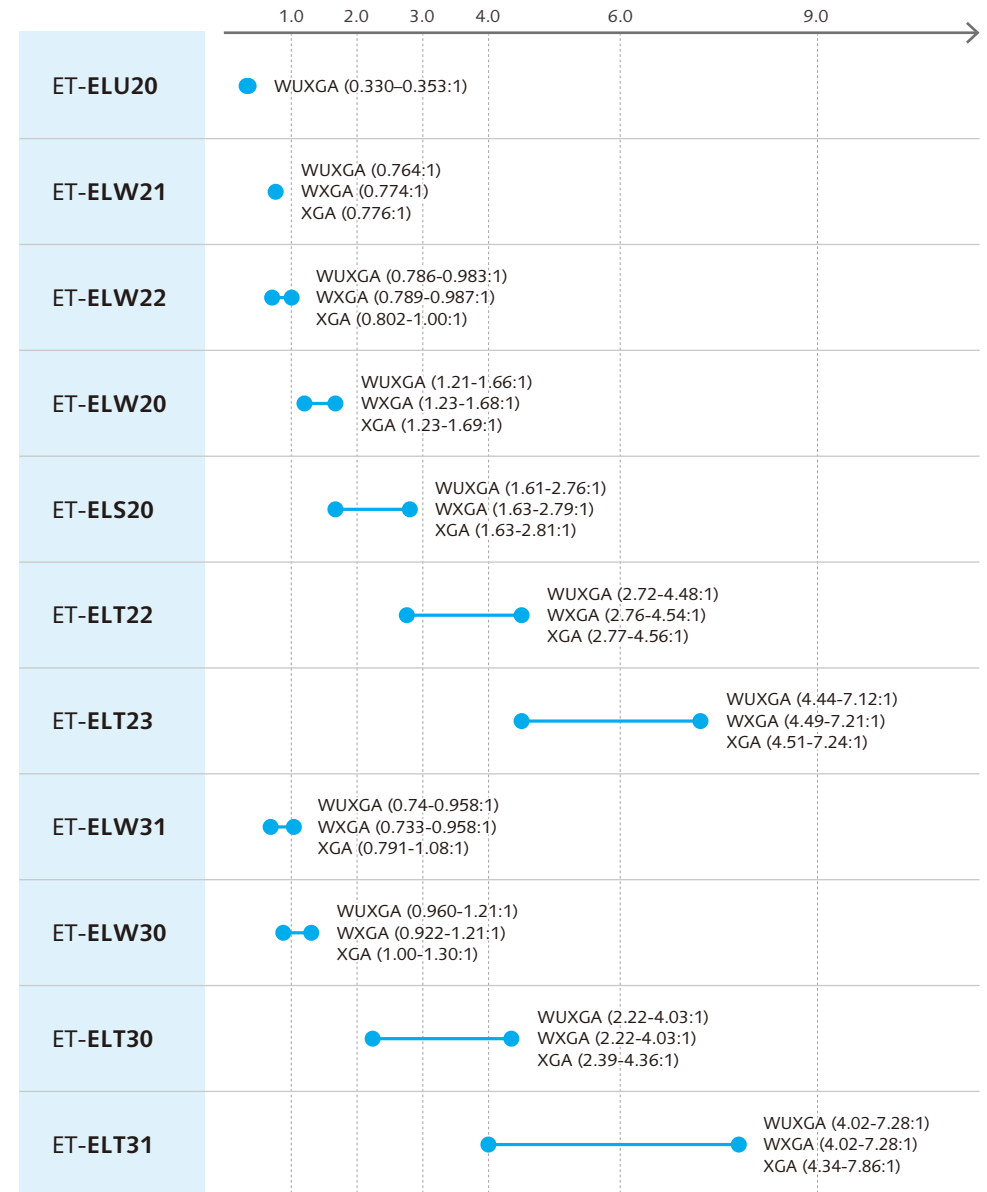
Lens type	Zoom lens (supplied lens) ²	Zoom lens	Zoom lens
Model number	ET-ELS20	ET-ELT22	ET-ELT23
F-number	1.7-2.3	1.8-2.3	1.8-2.3
Focal length	26.9-45.4 mm	45.6-73.8 mm	74.8-118.2 mm
Weight	Approx. 0.9 kg/2.0 lbs	Approx. 1.18 kg/2.6 lbs	Approx. 1.20 kg/2.6 lbs

Lens type	Zoom lens	Zoom lens	Zoom lens	Zoom lens
Model number	ET-ELW31	ET-ELW30	ET-ELT30	ET-ELT31
F-number	1.7-2.0	1.7-2.0	1.7-2.2	1.7-2.3
Focal length	10.5-13.6 mm	13.1-17.0 mm	31.3-56.8 mm	56.4-101.7 mm
Weight	Approx. 1.20 kg/2.6 lbs	Approx. 1.20 kg/2.6 lbs	Approx. 1.52 kg/3.4 lbs	Approx. 1.55 kg/3.4 lbs

Optional Lenses Compatibility Chart

	ET-ELU20	ET-ELW21	ET-ELW22	ET-ELW20	ET-ELS20	ET-ELT22	ET-ELT23	ET-ELW31	ET-ELW30	ET-ELT30	ET-ELT31
PT-MZ882	✓	✓	✓	✓	✓	✓	✓	-	-	-	-
PT-MZ782	✓	✓	✓	✓	✓	✓	✓	-	-	-	-
PT-MZ682	✓	✓	✓	✓	✓	✓	✓	-	-	-	-
PT-EW730Z	-	✓	✓	✓	✓	✓	✓	-	-	-	-
PT-EX800Z	-	✓	✓	✓	✓	✓	✓	-	-	-	-
PT-EW650	-	-	-	-	-	-	-	✓	✓	✓	✓
PT-EX620	-	-	-	-	-	-	-	✓	✓	✓	✓
PT-EX520	-	-	-	-	-	-	-	✓	✓	✓	✓

Throw Ratio



1: Except for the PT-MZ20K Series.
 2: Equivalent of supplied lens. Availability varies depending on the country.

Features (Large-Venue, Installation)

Features	PT-RQ50K	PT-RQ35K	PT-RZ34K	PT-RQ25K	PT-RZ24K	PT-RQ18K	PT-RZ17K	PT-RZ14K	PT-REQ15	PT-REQ12	PT-REQ10	PT-REQ80	PT-REZ15	PT-REZ12	PT-REZ10	PT-REZ80	PT-RQ7	PT-RQ6	PT-RZ7	PT-RZ6	PT-FRQ60	PT-FRQ50	PT-FRZ60	PT-FRZ50	PT-FRZ55	
Picture Quality																										
Detail Clarity Processor	5+	5+	5	5+	5	5+	5	5	4	4	4	4	4	4	4	4	4	4	4	4	4	4	3	3	3	
System Daylight View	✓	✓	✓	✓	✓	✓	✓	✓	✓	✓	✓	✓	✓	✓	✓	✓	✓	✓	✓	✓	✓	✓	-	-	-	
Daylight View	-	-	-	-	-	-	-	-	-	-	-	-	-	-	-	-	-	-	-	-	-	-	Basic	Basic	Basic	
3D Ready	-	-	✓	-	✓	-	✓	✓	-	-	-	-	-	-	-	-	-	-	-	-	-	-	-	-	-	
HDR compatible	✓	✓	✓	✓	✓	✓	✓	✓	-	-	-	-	-	-	-	-	-	-	-	-	-	-	-	-	-	
Dynamic Contrast	✓	✓	✓	✓	✓	✓	✓	✓	✓	✓	✓	✓	✓	✓	✓	✓	✓	✓	✓	✓	✓	✓	✓	✓	✓	
Dynamic Contrast NX	-	-	-	-	-	-	-	-	-	-	-	-	-	-	-	-	-	-	-	-	-	-	-	-	-	
Rich Color Harmonizer	-	-	-	-	-	-	-	-	✓	✓	✓	✓	✓	✓	✓	✓	-	-	-	-	-	-	-	-	-	
Rich Color Enhancer	-	-	-	-	-	-	-	-	-	-	-	-	-	-	-	-	✓	✓	✓	✓	✓	✓	✓	✓	✓	
Pure White Generator	-	-	-	-	-	-	-	-	-	-	-	-	-	-	-	-	-	-	-	-	-	-	-	-	-	
240Hz content playback	-	✓	-	✓ ³	-	✓ ³	-	-	✓	✓	✓	✓	-	-	-	-	✓	✓	✓	✓	✓	✓	-	-	-	
Reliability																										
24/7 operation	✓	✓	✓	✓	✓	✓	✓	✓	✓	✓	✓	✓	✓	✓	✓	✓	✓	✓	✓	✓	✓	✓	✓	✓	✓	✓
Backup Input	✓	✓	✓	✓	✓	✓	✓	✓	✓	✓	✓	✓	✓	✓	✓	✓	✓	✓	✓	✓	✓	-	-	-	-	-
Filter-Less	✓	✓	✓	✓	✓	✓	✓	✓	✓	✓	✓	✓	✓	✓	✓	✓	✓	✓	✓	✓	✓	✓	✓	✓	✓	✓
Installation																										
Geometric Adjustment	✓	✓	✓	✓	✓	✓	✓	✓	✓	✓	✓	✓	✓	✓	✓	✓	✓	✓	✓	✓	✓	✓	✓	-	-	-
Free Grid	✓	✓	✓	✓	✓	✓	✓	✓	✓	✓	✓	✓	✓	✓	✓	✓	✓	✓	✓	✓	✓	✓	✓	-	-	-
Edge Blending/Color Matching	✓	✓	✓	✓	✓	✓	✓	✓	✓	✓	✓	✓	✓	✓	✓	✓	✓	✓	✓	✓	✓	✓	✓	✓	✓	✓
Multi-Unit Brightness and Color Control	✓	✓	✓	✓	✓	✓	✓	✓	✓	✓	✓	✓	✓	✓	✓	✓	✓	✓	✓	✓	✓	✓	✓	✓	✓	✓
360-degree free installation	✓	✓	✓	✓	✓	✓	✓	✓	✓	✓	✓	✓	✓	✓	✓	✓	✓	✓	✓	✓	✓	✓	✓	✓	✓	✓
Contrast Sync and Shutter Sync	✓	✓	✓	✓	✓	✓	✓	✓	✓	✓	✓	✓	✓	✓	✓	✓	✓	✓	✓	✓	✓	-	-	-	-	-
Corner Keystone	✓	✓	✓	✓	✓	✓	✓	✓	✓	✓	✓	✓	✓	✓	✓	✓	✓	✓	✓	✓	✓	✓	✓	✓	✓	✓
Curved Screen Correction	✓	✓	✓	✓	✓	✓	✓	✓	✓	✓	✓	✓	✓	✓	✓	✓	✓	✓	✓	✓	✓	✓	✓	✓	✓	✓
Function																										
Mechanical Shutter	✓	✓	✓	✓	✓	✓	✓	✓	-	-	-	-	-	-	-	-	-	-	-	-	-	-	-	-	-	-
Data Cloning Function	✓	✓ ²	✓ ²	✓	✓	✓	✓	✓	✓	✓	✓	✓	✓	✓	✓	✓	✓	✓	✓	✓	✓	-	-	-	-	-
DIGITAL LINK	✓	✓	✓	✓	✓	✓	✓	✓	✓	✓	✓	✓	✓	✓	✓	✓	✓	✓	✓	✓	✓	✓	✓	✓	✓	✓
Wireless Function	✓ ¹	✓ ¹	✓ ¹	✓ ¹	✓ ¹	✓ ¹	✓ ¹	✓ ¹	✓ ¹	✓ ¹	✓ ¹	✓ ¹	✓ ¹	✓ ¹	✓ ¹	✓ ¹	✓ ¹	✓ ¹	✓ ¹	✓ ¹	✓ ¹	✓ ¹	-	-	-	
USB Memory Viewer Light	-	-	-	-	-	-	-	-	-	-	-	-	-	-	-	-	-	-	-	-	-	-	-	-	-	
P-in-P	-	-	-	-	-	-	-	-	-	-	-	-	-	-	-	-	-	-	-	-	-	-	-	-	-	
Emulation	-	-	-	-	-	-	-	-	-	-	-	-	-	-	-	-	-	-	-	-	-	-	-	-	-	
Software																										
Geometry Manager Pro	✓	✓	✓	✓	✓	✓	✓	✓	✓	✓	✓	✓	✓	✓	✓	✓	✓	✓	✓	✓	✓	-	-	-	-	-
Smart Projector Control	✓	✓	✓	✓	✓	✓	✓	✓	✓	✓	✓	✓	✓	✓	✓	✓	✓	✓	✓	✓	✓	-	-	-	-	-
Multi Monitoring & Control Software	✓	✓	✓	✓	✓	✓	✓	✓	✓	✓	✓	✓	✓	✓	✓	✓	✓	✓	✓	✓	✓	✓	✓	✓	✓	✓
Presenter Light	-	-	-	-	-	-	-	-	-	-	-	-	-	-	-	-	-	-	-	-	-	-	-	-	-	
Logo Transfer Software	✓	✓	✓	✓	✓	✓	✓	✓	✓	✓	✓	✓	✓	✓	✓	✓	✓	✓	✓	✓	✓	✓	✓	✓	✓	✓
Projector Network Setup Software	✓	✓	✓	✓	✓	✓	✓	✓	✓	✓	✓	✓	✓	✓	✓	✓	✓	✓	✓	✓	✓	✓	✓ ⁴	✓ ⁴	✓ ⁴	

1: To operate wireless function, the optional Wireless Module is required. Wireless projection is not available.

2: Supported with firmware from February 2021 or later. 3: It is not supported for ET-SWR10 Real-Time Tracking Projection-Mapping System.

4: Projector Network Setup Software can be set when the main version of the firmware is 1.04 or higher.

Features	PT-MZ20KL	PT-MZ17KL	PT-MZ14KL	PT-MZ11KL	PT-MZ882	PT-MZ782	PT-MZ682	PT-EW730Z	PT-EX800Z	PT-EW650	PT-EX620	PT-EX520
Picture Quality												
Detail Clarity Processor	4	4	4	4	4	4	4	-	-	-	-	-
System Daylight View	✓	✓	✓	✓	-	-	-	-	-	-	-	-
Daylight View	-	-	-	-	Basic	Basic	Basic	Basic	Basic	Basic	Basic	Basic
3D Ready	-	-	-	-	-	-	-	-	-	-	-	-
HDR compatible	-	-	-	-	-	-	-	-	-	-	-	-
Dynamic Contrast	✓	✓	✓	✓	✓	✓	✓	-	-	-	-	-
Dynamic Contrast NX	✓	✓	✓	✓	-	-	-	-	-	-	-	-
Rich Color Harmonizer	-	-	-	-	-	-	-	-	-	-	-	-
Rich Color Enhancer	-	-	-	-	-	-	-	-	-	-	-	-
Pure White Generator	✓	✓	✓	✓	-	-	-	-	-	-	-	-
240Hz content playback	-	-	-	-	-	-	-	-	-	-	-	-
Reliability												
24/7 operation	-	-	-	-	-	-	-	-	-	-	-	-
Backup Input	✓	✓	✓	✓	-	-	-	-	-	-	-	-
Filter-Less	-	-	-	-	-	-	-	-	-	-	-	-
Installation												
Geometric Adjustment	✓	✓	✓	✓	✓	✓	✓	-	-	-	-	-
Free Grid	✓	✓	✓	✓	✓	✓	✓	-	-	-	-	-
Edge Blending/Color Matching	✓	✓	✓	✓	✓	✓	✓	-	-	-	-	-
Multi-Unit Brightness and Color Control	-	-	-	-	-	-	-	-	-	-	-	-
360-degree free installation	✓	✓	✓	✓	✓	✓	✓	-	-	-	-	-
Contrast Sync and Shutter Sync	✓	✓	✓	✓	✓	✓	✓	-	-	-	-	-
Corner Keystone	✓	✓	✓	✓	✓	✓	✓	✓	✓	✓	✓	✓
Curved Screen Correction	✓	✓	✓	✓	✓	✓	✓	-	-	✓	✓	✓
Function												
Mechanical Shutter	-	-	-	-	-	-	-	✓	✓	✓	✓	✓
Data Cloning Function	✓	✓	✓	✓	✓	✓	✓	-	-	-	-	-
DIGITAL LINK	✓	✓	✓	✓	✓	✓	✓	✓	✓	✓	✓	✓
Wireless Function	✓ ^{1,2}	✓ ^{1,2}	✓ ^{1,2}	✓ ^{1,2}	-	-	-	-	-	✓ ¹	✓ ¹	✓ ¹
USB Memory Viewer Light	-	-	-	-	-	-	-	-	-	-	-	-
P-in-P	-	-	-	-	-	-	-	✓	✓	-	-	-
Emulation	-	-	-	-	✓	✓	✓	✓	✓	✓	✓	✓
Software												
Geometry Manager Pro	✓	✓	✓	✓	✓	✓	✓	-	-	-	-	-
Smart Projector Control	✓	✓	✓	✓	✓	✓	✓	-	-	-	-	-
Multi Monitoring & Control Software	✓	✓	✓	✓	✓	✓	✓	✓	✓	✓	✓	✓
Presenter Light	-	-	-	-	-	-	-	-	-	✓	✓	✓
Logo Transfer Software	✓	✓	✓	✓	✓	✓	✓	✓	✓	✓	✓	✓
Projector Network Setup Software	✓	✓	✓	✓	✓	✓	✓	-	-	-	-	-

1: To operate wireless function, the optional Wireless Module is required.

2: Wireless projection is not available.

Features (Portable, Short Throw/ Ultra Short Throw)

Features	PT-VMZ71	PT-VMZ61	PT-VMZ51	PT-VMZ51S	PT-VMZ41	PT-VMW61	PT-VMW51	PT-LMZ460	PT-LMZ420	PT-LMW460	PT-LMW420	PT-LMX460	PT-LMX420	PT-VW360	PT-VX430	PT-LW376	PT-LW336	PT-LB426	PT-LB386	PT-LB356	PT-LB306	PT-TMZ400	PT-TMW380	PT-TMX380	PT-TX440	PT-TX350	PT-CMZ50	
Picture Quality																												
Detail Clarity Processor	-	-	-	-	-	-	-	-	-	-	-	-	-	-	-	-	-	-	-	-	-	-	-	-	-	-	-	✓
System Daylight View	-	-	-	-	-	-	-	-	-	-	-	-	-	-	-	-	-	-	-	-	-	-	-	-	-	-	-	✓
Daylight View	Basic	Basic	Basic	Basic	Basic	Basic	Basic	Basic	Basic	Basic	Basic	Basic	Basic	Basic	Basic	Basic	Basic	Basic	Basic	Basic	Basic	Basic	Basic	Basic	Basic	Basic	Basic	-
3D Ready	-	-	-	-	-	-	-	-	-	-	-	-	-	-	-	-	-	-	-	-	-	-	-	-	-	-	-	-
HDR compatible	-	-	-	-	-	-	-	-	-	-	-	-	-	-	-	-	-	-	-	-	-	-	-	-	-	-	-	-
Dynamic Contrast	✓	✓	✓	✓	✓	✓	✓	✓	✓	✓	✓	✓	✓	-	-	-	-	-	-	-	-	-	-	-	-	-	-	✓
Dynamic Contrast NX	-	-	-	-	-	-	-	-	-	-	-	-	-	-	-	-	-	-	-	-	-	-	-	-	-	-	-	-
Rich Color Harmonizer	-	-	-	-	-	-	-	-	-	-	-	-	-	-	-	-	-	-	-	-	-	-	-	-	-	-	-	-
Rich Color Enhancer	-	-	-	-	-	-	-	-	-	-	-	-	-	-	-	-	-	-	-	-	-	-	-	-	-	-	-	-
Pure White Generator	-	-	-	-	-	-	-	-	-	-	-	-	-	-	-	-	-	-	-	-	-	-	-	-	-	-	-	-
240Hz content playback	-	-	-	-	-	-	-	-	-	-	-	-	-	-	-	-	-	-	-	-	-	-	-	-	-	-	-	-
Reliability																												
24/7 operation	✓	✓	✓	✓	✓	✓	✓	-	-	-	-	-	-	-	-	-	-	-	-	-	-	-	-	-	-	-	-	-
Backup Input	-	-	-	-	-	-	-	-	-	-	-	-	-	-	-	-	-	-	-	-	-	-	-	-	-	-	-	-
Filter-Less	-	-	-	-	-	-	-	-	-	-	-	-	-	-	-	-	-	-	-	-	-	-	-	-	-	-	-	-
Installation																												
Geometric Adjustment	-	-	-	-	-	-	-	-	-	-	-	-	-	-	-	-	-	-	-	-	-	-	-	-	-	-	-	-
Free Grid	-	-	-	-	-	-	-	-	-	-	-	-	-	-	-	-	-	-	-	-	-	-	-	-	-	-	-	-2
Edge Blending/Color Matching	-	-	-	-	-	-	-	-	-	-	-	-	-	-	-	-	-	-	-	-	-	-	-	-	-	-	-	✓
Multi-Unit Brightness and Color Control	-	-	-	-	-	-	-	-	-	-	-	-	-	-	-	-	-	-	-	-	-	-	-	-	-	-	-	-
360-degree free installation	✓	✓	✓	✓	✓	✓	✓	✓	✓	✓	✓	✓	✓	-	-	-	-	-	-	-	-	-	✓	✓	✓	-	-	✓
Contrast Sync and Shutter Sync	-	-	-	-	-	-	-	-	-	-	-	-	-	-	-	-	-	-	-	-	-	-	-	-	-	-	-	-
Corner Keystone	✓	✓	✓	✓	✓	✓	✓	✓	✓	✓	✓	✓	✓	✓	✓	✓	✓	✓	✓	✓	✓	✓	✓	✓	✓	✓	✓	✓
Curved Screen Correction	✓	✓	✓	✓	✓	✓	✓	✓	✓	✓	✓	✓	✓	✓	✓	✓	✓	✓	✓	✓	✓	✓	✓	✓	✓	✓	✓	✓
Function																												
Mechanical Shutter	-	-	-	-	-	-	-	-	-	-	-	-	-	-	-	-	-	-	-	-	-	-	-	-	-	-	-	-
Data Cloning Function	-	-	-	-	-	-	-	-	-	-	-	-	-	-	-	-	-	-	-	-	-	-	-	-	-	-	-	-
DIGITAL LINK	✓	✓	✓	-	-	-	-	-	-	-	-	-	-	-	-	-	-	-	-	-	-	-	-	-	-	-	-	✓
Wireless Function	✓ ¹	✓ ¹	✓ ¹	✓ ¹	✓ ¹	✓ ¹	✓ ¹	✓ ¹	✓ ¹	✓ ¹	✓ ¹	✓ ¹	✓ ¹	✓ ¹	✓ ¹	✓ ¹	✓ ¹	✓ ¹	✓ ¹	✓ ¹	✓ ¹	-	✓ ¹	✓ ¹	✓ ¹	✓ ¹	✓ ¹	
USB Memory Viewer Light	✓	✓	✓	✓	✓	✓	✓	✓	✓	✓	✓	✓	✓	✓	✓	✓	✓	✓	✓	✓	✓	✓	✓	✓	✓	✓	✓	✓
P-in-P	-	-	-	-	-	-	-	-	-	-	-	-	-	✓	✓	-	-	-	-	-	-	-	-	-	-	-	-	-
Emulation	✓	✓	✓	✓	✓	✓	✓	✓	✓	✓	✓	✓	✓	✓	✓	-	-	-	-	-	-	-	✓	✓	✓	-	-	✓
Software																												
Geometry Manager Pro	-	-	-	-	-	-	-	-	-	-	-	-	-	-	-	-	-	-	-	-	-	-	-	-	-	-	-	-
Smart Projector Control	-	-	-	-	-	-	-	-	-	-	-	-	-	-	-	-	-	-	-	-	-	-	-	-	-	-	-	-
Multi Monitoring & Control Software	✓	✓	✓	✓	✓	✓	✓	✓	✓	✓	✓	✓	✓	✓	✓	✓	✓	✓	✓	✓	✓	✓	✓	✓	✓	✓	✓	✓
Presenter Light	✓	✓	✓	✓	✓	✓	✓	✓	✓	✓	✓	✓	✓	✓	✓	✓	✓	✓	✓	✓	✓	✓	✓	✓	✓	✓	✓	✓
Logo Transfer Software	✓	✓	✓	✓	✓	✓	✓	✓	✓	✓	✓	✓	✓	✓	✓	✓	✓	✓	✓	✓	✓	✓	✓	✓	✓	✓	✓	✓
Projector Network Setup Software	✓	✓	✓	✓	✓	✓	✓	✓	✓	✓	✓	✓	✓	-	-	-	-	-	-	-	-	-	✓	✓	✓	-	-	✓

1: To operate wireless function, the optional Wireless Module is required.

2: PT-CMZ50 has a Grid Adjustment function similar to Free Grid, but these functions are different. Please refer to the operating manual.

Optional Accessories for 3-Chip DLP™ Projector (Large-Venue)

Model Type	Model Number	PT-RQ50K	PT-RQ35K	PT-RZ34K	PT-RQ25K	PT-RZ24K	PT-RQ18K	PT-RZ17K	PT-RZ14K
Ceiling mount bracket									
High ceiling mount bracket	ET-PKD520H	-	-	-	✓	✓	✓	✓	✓
Low ceiling mount bracket	ET-PKD520S	-	-	-	✓	✓	✓	✓	✓
Projector mount bracket	ET-PKD521B	-	-	-	✓	✓	✓	✓	✓
Wireless module									
Wireless module	AJ-WM50 ¹	✓	✓	✓	✓	✓	✓	✓	✓
Peripheral									
DIGITAL LINK Switcher	ET-YFB200G	✓	✓	✓	✓	✓	✓	✓	✓
Digital Interface Box	ET-YFB100G	✓	✓	✓	✓	✓	✓	✓	✓
Software									
Geometry Manager Pro Upgrade Kit	ET-UK20	✓ ³	✓ ³	✓ ³	✓ ³	✓ ³	✓ ³	✓ ³	✓ ³
Auto Screen Adjustment Upgrade Kit	ET-CUK10/CUK10P ¹	✓ ³	✓ ³	✓ ³	✓ ³	✓ ³	✓ ³	✓ ³	✓ ³
NFC Upgrade Kit	ET-NUK10 ^{1,2}	✓	✓	✓	✓	✓	✓	✓	✓
Interface board (SLOT NX)									
DVI-D input signal board	ET-MDNDV10	✓	✓	✓	-	-	-	-	-
HDMI™ input signal board	ET-MDNHM10	✓	✓	✓	-	-	-	-	-
12G-SDI signal board	ET-MDN12G10	✓	✓	✓	-	-	-	-	-
12G-SDI optical board	ET-MDNFB10	✓	✓	✓	-	-	-	-	-
DisplayPort input signal board	ET-MDNDP10	✓	✓	✓	-	-	-	-	-
Interface board (Intel® SDM)									
12G-SDI Terminal Board	TY-SB01QS	-	-	-	✓	✓	✓	✓	✓
DIGITAL LINK Terminal Board	TY-SB01DL	-	-	-	✓	✓	✓	✓	✓
Wireless Presentation System Receiver Board	TY-SB01WP	-	-	-	✓	✓	✓	✓	✓
12G-SDI Optical Function Board	TY-SB01FB ¹	-	-	-	✓	✓	✓	✓	✓

1: The availability varies depending on the country.

2: To use NFC function, Smart Projector Control App is required.

3: Features are pre-activated, no need for activation.

Optional Accessories for 1-Chip DLP™ Projector (Installation)

Model Type	Model Number	PT-REQ15	PT-REQ12	PT-REQ10	PT-REQ80	PT-REZ15	PT-REZ12	PT-REZ10	PT-REZ80	PT-RQ7	PT-RQ6	PT-RZ7	PT-RZ6	PT-FRQ60	PT-FRQ50	PT-FRZ60	PT-FRZ50	PT-FRZ55
Ceiling mount bracket																		
High ceiling mount bracket with 6-axis adjustment mechanism	ET-PKD130H ¹	✓	✓	✓	✓	✓	✓		✓	✓	✓	✓	✓	-	-	-	-	-
Bracket assembly	ET-PKD130B	✓	✓	✓	✓	✓	✓		✓	✓	✓	✓	✓	✓	✓	✓	✓	✓
High ceiling mount bracket	ET-PKD120H	✓	✓	✓	✓	✓	✓		✓	✓	✓	✓	✓	✓	✓	✓	✓	✓
Low ceiling mount bracket	ET-PKD120S	✓	✓	✓	✓	✓	✓		✓	✓	✓	✓	✓	✓	✓	✓	✓	✓
Wireless module																		
Wireless module	AJ-WM50 ²	✓	✓	✓	✓	✓	✓		✓	✓	✓	✓	✓	✓	✓	-	-	-
Peripheral																		
DIGITAL LINK Switcher	ET-YFB200G	✓	✓	✓	✓	✓	✓		✓	✓	✓	✓	✓	✓	✓	✓	✓	✓
Digital Interface Box	ET-YFB100G	✓	✓	✓	✓	✓	✓		✓	✓	✓	✓	✓	✓	✓	✓	✓	✓
D-Sub/S-VIDEO conversion cable	ET-ADSV	-	-	-	-	-	-		-	-	-	-	-	-	-	✓	✓	✓
Software																		
Geometry Manager Pro Upgrade Kit	ET-UK20	✓	✓	✓	✓	✓	✓		✓	✓	✓	✓	✓	-	-	-	-	-
Auto Screen Adjustment Upgrade Kit	ET-CUK10/CUK10P ²	✓ ⁴	✓ ⁴	✓ ⁴	✓ ⁴	✓ ⁴	✓ ⁴		✓ ⁴	✓ ⁴	✓	✓	✓	-	-	-	-	-
NFC Upgrade Kit	ET-NUK10 ^{2,3}	✓	✓	✓	✓	✓	✓		✓	✓	-	-	-	-	-	-	-	-
Interface board (SLOT NX)																		
DVI-D input signal board	ET-MDNDV10	-	-	-	-	-	-		-	-	-	-	-	-	-	-	-	-
HDMI™ input signal board	ET-MDNHM10	-	-	-	-	-	-		-	-	-	-	-	-	-	-	-	-
12G-SDI signal board	ET-MDN12G10	-	-	-	-	-	-		-	-	-	-	-	-	-	-	-	-
12G-SDI optical board	ET-MDNFB10	-	-	-	-	-	-		-	-	-	-	-	-	-	-	-	-
DisplayPort input signal board	ET-MDNDP10	-	-	-	-	-	-		-	-	-	-	-	-	-	-	-	-
Interface board (Intel® SDM)																		
12G-SDI Terminal Board	TY-SB01QS	✓	✓	✓	✓	✓	✓		✓	✓	✓	✓	✓	-	-	-	-	-
DIGITAL LINK Terminal Board	TY-SB01DL	✓	✓	✓	✓	✓	✓		✓	✓	-	-	-	-	-	-	-	-
Wireless Presentation System Receiver Board	TY-SB01WP	✓	✓	✓	✓	✓	✓		✓	✓	✓	✓	✓	-	-	-	-	-
12G-SDI Optical Function Board	TY-SB01FB ²	✓	✓	✓	✓	✓	✓		✓	✓	✓	✓	✓	-	-	-	-	-

1: Recommended when used with the ET-DLE035.

2: The availability varies depending on the country.

3: To use NFC function, Smart Projector Control App is required.

4: Features are pre-activated, no need for activation.

Optional Accessories for LCD Projector (Installation)

Model Type	Model Number	PT-MZ20K	PT-MZ17K	PT-MZ14K	PT-MZ11K	PT-MZ882	PT-MZ782		PT-MZ682	PT-EW730Z	PT-EX800Z	PT-EW650	PT-EX620	PT-EX520
Replacement lamp unit														
400 W UHM lamp x 1	ET-LAE300	-	-	-	-	-	-		-	✓	✓	-	-	-
320 W UHM lamp x 1	ET-LAEF100	-	-	-	-	-	-		-	-	-	✓	✓	✓
Ceiling mount bracket														
High ceiling mount bracket with 6-axis adjustment mechanism	ET-PKD130H	✓ ⁴	✓ ⁴	✓ ⁴	✓ ⁴	✓ ⁶	✓ ⁶		✓ ⁶	-	-	-	-	-
High ceiling mount bracket	ET-PKD120H	✓	✓	✓	✓	✓	✓		✓	✓	✓	✓	✓	✓
Low ceiling mount bracket	ET-PKD120S	✓	✓	✓	✓	✓	✓		✓	✓	✓	✓	✓	✓
Bracket assembly	ET-PKE301B	✓	✓	✓	✓	✓	✓		✓	-	-	-	-	-
Bracket assembly	ET-PKE300B	-	-	-	-	-	-		-	✓	✓	✓	✓	✓
Replacement filter unit														
Replacement filter unit	ET-RFE300	-	-	-	-	-	-		-	✓	✓	✓	✓	✓
Replacement filter unit	ET-RFM200	-	-	-	-	✓	✓		✓	-	-	-	-	-
Replacement filter unit	ET-RFM100	✓	✓	✓	✓	-	-		-	-	-	-	-	-
Wireless module														
Wireless module	ET-WML100 ¹	-	-	-	-	-	-		-	-	-	✓	✓	✓
Wireless module	AJ-WM50 ²	✓	✓	✓	✓	-	-		-	-	-	-	-	-
Peripheral														
DIGITAL LINK Switcher	ET-YFB200G	✓	✓	✓	✓	✓	✓		✓	✓	✓	✓	✓	-
Digital Interface Box	ET-YFB100G	✓	✓	✓	✓	✓	✓		✓	✓	✓	✓	✓	-
D-Sub/S-VIDEO conversion cable	ET-ADSV	-	-	-	-	-	-		-	-	-	✓	✓	✓
Software														
Geometry Manager Pro Upgrade Kit	ET-UK20	✓ ⁵	✓ ⁵	✓ ⁵	✓ ⁵	-	-		-	-	-	-	-	-
Auto Screen Adjustment Upgrade Kit	ET-CUK10/CUK10P ²	✓ ⁵	✓ ⁵	✓ ⁵	✓ ⁵	-	-		-	-	-	-	-	-
NFC Upgrade Kit	ET-NUK10 ^{2,3}	✓	✓	✓	✓	-	-		-	-	-	-	-	-

1: Stock limited.
 2: The availability varies depending on the country.
 3: To use NFC function, Smart Projector Control App is required.
 4: Recommended when used with the ET-EMU100.
 5: Features are pre-activated, no need for activation.
 6: Recommended when used with the ET-ELU20.

Optional Accessories for LCD Projector (Portable, Short Throw/ Ultra Short Throw)

Model Type	Model Number	PT-VMZ71	PT-VMZ61	PT-VMZ51	PT-VMZ51S	PT-VMZ41	PT-VMW61	PT-VMW51	PT-LMZ460	PT-LMZ420	PT-LMW460	PT-LMW420	PT-LMX460	PT-LMX420	PT-VW360	PT-VX430	PT-LW376	PT-LW336	PT-LB426	PT-LB386	PT-LB356	PT-LB306	PT-TMZ400	PT-TMW380	PT-TMX380	PT-TX440	PT-TX350	PT-CMZ50
Replacement lamp unit																												
230 W UHM lamp x 1	ET-LAV300	-	-	-	-	-	-	-	-	-	-	-	-	-	✓	✓	-	-	-	-	-	-	-	-	-	-	-	-
230 W UHM lamp x 1	ET-LAL510	-	-	-	-	-	-	-	-	-	-	-	-	-	-	-	✓	✓	✓	✓	✓	✓	-	-	-	✓	✓	-
Mount/bracket																												
High ceiling mount bracket with 6-axis adjustment mechanism	ET-PKD130H	-	-	-	-	-	-	-	-	-	-	-	-	-	-	-	-	-	-	-	-	-	-	-	-	-	-	✓
High ceiling mount bracket	ET-PKD120H	-	-	-	-	-	-	-	-	-	-	-	-	-	-	-	-	-	-	-	-	-	-	-	-	-	-	✓
Low ceiling mount bracket	ET-PKD120S	-	-	-	-	-	-	-	-	-	-	-	-	-	-	-	-	-	-	-	-	-	-	-	-	-	-	✓
High ceiling mount bracket	ET-PKL100H	✓	✓	✓	✓	✓	✓	✓	✓	✓	✓	✓	✓	✓	✓	✓	✓	✓	✓	✓	✓	✓	✓	✓	✓	✓	✓	-
Low ceiling mount bracket	ET-PKL100S	✓	✓	✓	✓	✓	✓	✓	✓	✓	✓	✓	✓	✓	✓	✓	✓	✓	✓	✓	✓	✓	✓	✓	✓	✓	✓	-
Wall mount bracket	ET-WBC100	-	-	-	-	-	-	-	-	-	-	-	-	-	-	-	-	-	-	-	-	-	-	-	-	-	-	✓
Bracket assembly	ET-PKL430B	-	-	-	-	-	-	-	-	-	-	-	-	-	-	-	-	-	-	-	-	-	✓	✓	✓	✓	✓	-
Bracket assembly	ET-PKL420B	-	-	-	-	-	-	-	✓	✓	✓	✓	✓	✓	-	-	✓	✓	✓	✓	✓	✓	-	-	-	-	-	-
Bracket assembly	ET-PKV400B	✓	✓	✓	✓	✓	✓	✓	-	-	-	-	-	-	✓	✓	-	-	-	-	-	-	-	-	-	-	-	-
Bracket assembly	ET-PKE301B	-	-	-	-	-	-	-	-	-	-	-	-	-	-	-	-	-	-	-	-	-	-	-	-	-	-	✓
Replacement filter unit																												
Replacement filter unit	ET-RFV500	✓	✓	✓	✓	✓	✓	✓	-	-	-	-	-	-	-	-	-	-	-	-	-	-	-	-	-	-	-	✓
Replacement filter unit	ET-RFV410	✓	✓	✓	✓	✓	✓	✓	-	-	-	-	-	-	-	-	-	-	-	-	-	-	-	-	-	-	-	-
Replacement filter unit	ET-RFV400	-	-	-	-	-	-	-	-	-	-	-	-	-	-	-	-	-	-	-	-	-	-	-	-	-	-	-
Replacement filter unit	ET-RFV300	-	-	-	-	-	-	-	-	-	-	-	-	-	✓	✓	-	-	-	-	-	-	-	-	-	-	-	-
Replacement filter unit	ET-RFL400	-	-	-	-	-	-	-	✓	✓	✓	✓	✓	✓	-	-	✓	✓	✓	✓	✓	✓	✓	✓	✓	✓	✓	-
Replacement filter unit	ET-RFL300	-	-	-	-	-	-	-	-	-	-	-	-	-	-	-	✓	✓	✓	✓	✓	✓	✓	✓	✓	✓	✓	-
Wireless module																												
Wireless module	ET-WML100 ¹	-	-	-	-	-	-	-	-	-	-	-	-	-	✓	✓	✓	✓	✓	✓	✓	✓	-	-	-	-	-	-
Wireless module	AJ-WM50 ²	✓	✓	✓	✓	✓	✓	✓	✓	✓	✓	✓	✓	✓	✓	✓	✓	✓	✓	✓	✓	✓	✓	✓	✓	✓	✓	✓
Easy wireless stick	ET-UW100	-	-	-	-	-	-	-	-	-	-	-	-	-	-	-	-	-	-	-	-	-	-	-	-	-	-	-
Peripheral																												
DIGITAL LINK Switcher	ET-YFB200G	✓	✓	✓	✓	✓	✓	✓	✓	✓	✓	✓	✓	✓	-	-	-	-	-	-	-	-	-	✓	✓	✓	-	✓
Digital Interface Box	ET-YFB100G	✓	✓	✓	✓	✓	✓	✓	✓	✓	✓	✓	✓	✓	-	-	-	-	-	-	-	-	-	✓	✓	✓	-	✓
D-Sub/S-VIDEO conversion cable	ET-ADSV	-	-	-	-	-	-	-	-	-	-	-	-	-	✓	✓	✓	✓	✓	✓	✓	✓	✓	-	-	-	✓	✓

1: Stock limited.
2: The availability varies depending on the country.

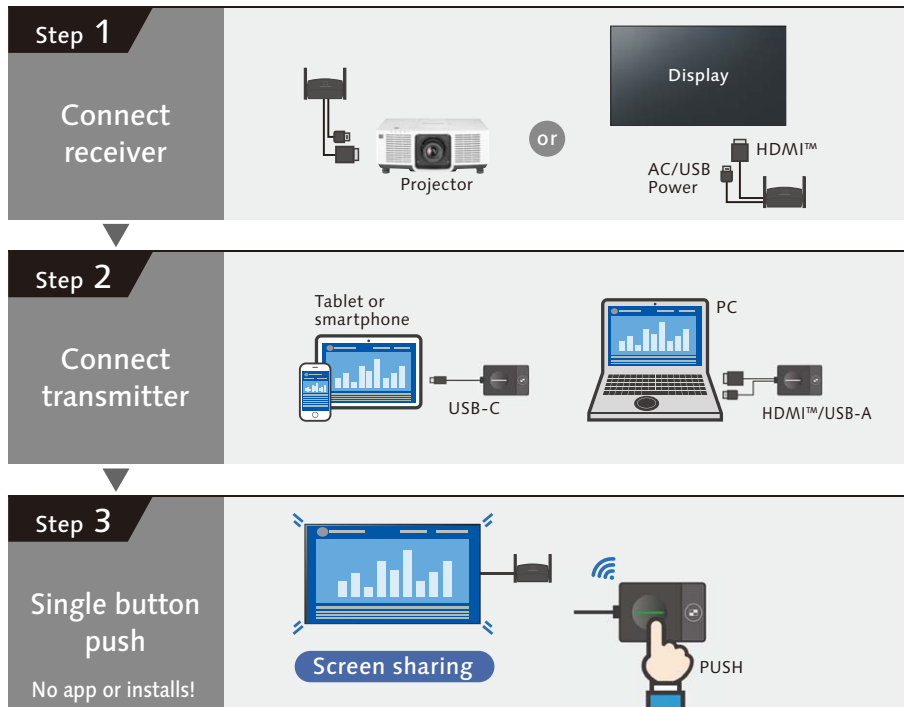
Wireless Presentation System "PressIT"

NEW WPS2 Series Scheduled Release: 4Q FY 2024

PressIT

"PressIT" is a Panasonic's Wireless Presentation System that allows easy screen collaboration with just a single press of a button on a transmitter.

- 1 Easy connections with no app
- 2 Single button push a screen sharing
- 3 Multi-screen sharing up to 4



Connects to mobile devices <small>Genuine Digital AV adaptor by Apple is required.</small>	6GHz Wireless LAN adopted	Presents 4 screens in Full HD [supports 4K]	24 channels available
4K UHD video <small>max. resolution: 3840 x 2160 pixels, 30p transmission</small>	Low latency image	Connects up to 32 transmitters at once	Lock mode prevents interrupts
HDMI™-CEC command compatible	Supports audio transmission	Share screen without transmitter ¹	Shared Supports "Multicast" without a router

¹ Firmware update is required. For details, please contact your dealer

Lineup



	Basic Set		Receiver (Box)	Receiver (Board)	Transmitter (HDMI™/USB-A)	Transmitter (USB-C)
Model	TY-WPS2	TY-WPSC2	TY-WPR2	TY-SB01WP	TY-WPB2	TY-WPBC2
Applicable product	Flat Panel Display / Projector (Panasonic and others)			*Attachable to a display compatible with Intel® SDM specification slot.		PC/Tablet/Smartphone
What's included?	1 Receiver (Box) x1 3 Transmitter (HDMI™/USB-A) x2 5 Transmitter case x1	1 Receiver (Box) x1 4 Transmitter (USB-C) x2 5 Transmitter case x1	1 Receiver (Box) x1	2 Receiver x1 <small>*Supports only communication in the 5GHz band.</small>	3 Transmitter (HDMI™/USB-A) x1	4 Transmitter (USB-C) x1

Specifications

Product	Receiver (Box) TY-WPR2	Receiver (Board) TY-SB01WP	Transmitter (HDMI™/USB-A) TY-WPB2	Transmitter (USB-C) TY-WPBC2
Max resolution/ Frame rate	1920 x 1080/60p, 3840 x 2160/60p	1920 x 1080/60p (max.), 3840 x 2160/30p (max.)	1920 x 1080/60p, 3840 x 2160/30p	
Number of simultaneous connections	32			-
Number of sources simultaneous on screen	4			-
Data Rate	Wired: 10/100 (Mbps) Wireless: Max. 2.4 Gbps	10/100/1000 (Mbps) 433 Mbps (max.)	10/100 (Mbps) Max. 1.2 Gbps	
Frequency band	<ul style="list-style-type: none"> 2.4GHz band: 2,401 MHz - 2,483 MHz (1/2/3/4/5/6/7/8/9/10/11/12/13 Channel) 5GHz band: 5,150 MHz - 5,250 MHz (36/40/44/48 Channel) 6GHz band: 5,945 MHz - 6,425 MHz (1/5/9/13/17/21/25/29/33/37/41/45/49/53/57/61/65/69/73/77/81/85/89/93 Channel) 	<ul style="list-style-type: none"> 5GHz band: 5,150 MHz - 5,250 MHz (36/40/44/48 Channel) 	<ul style="list-style-type: none"> 5GHz band: 5,150 MHz - 5,250 MHz (36/40/44/48 Channel) 6GHz band: 5,945 MHz - 6,425 MHz (1/5/9/13/17/21/25/29/33/37/41/45/49/53/57/61/65/69/73/77/81/85/89/93 Channel) 	
Wireless transmission protocol	IEEE802.11 b/a/g/n/ac/ax	IEEE802.11/a/n/ac	IEEE802.11ac/ax	
Security	WPA3/WPA2	WPA/WPA2	WPA3/WPA2	
Reach (Max distance between transmitter and receiver)	30 m (5GHz band)/ 15 m (6GHz band) (When the line of sight/wave conditions are good)	30m (When the line of sight/wave conditions are good)	30 m (5GHz band)/ 15 m (6GHz band) (When the line of sight/wave conditions are good)	
Terminals	HDMI™/USB-A (female) x 2 / RJ45/M3	HDMI™/USB-A (female)/ RJ45 (LAN)	HDMI™/USB-A (male)	USB-C (male)
Power	DC 5 V/2 A	12 V/0.9 A (Display power supply)	DC 5 V/0.9 A	
Power consumption	10 W			4.5 W
Dimensions (W x H x D)	156 x 26 x 97.5 mm (6.14" x 1.02" x 3.83") (Excluding antenna)	82 x 25 x 122 mm (3.22" x 0.99" x 4.78") (Excluding antenna)	61.3 x 19.8 x 87.3 mm (2.41" x 0.98" x 3.44") (Excluding cable) 61.3 x 19.8 x 192.3 mm (2.41" x 0.98" x 11.7") (Including cable)	61.3 x 19.8 x 87.3 mm (2.41" x 0.98" x 3.44") (Excluding cable) 61.3 x 19.8 x 192.3 mm (2.41" x 0.98" x 7.57") (Including cable)
Weight	TBD	Approx. 125 g / 0.3 lbs	TBD	TBD

Large-Venue
Installation
Portable
Short Throw/
Ultra Short Throw
Media Processor
Lenses
Features
Options
PressIT/Intel® SDW
Software/Apps

PressIT360

Providing a more realistic feeling with the 360-degree camera speakerphone



Certified for Microsoft Teams



360 degree camera speakerphone

TY-CSP1

Camera	Viewing angle: 360 degrees Field of view: 360 (H) x 60 (V)
Microphone	7
Speaker	1.5 W (When supplying power from USB-C) or 3 W (When AC adaptor is connected)
Dimensions	Diameter φ64 mm/2.52" (excluding the pedestal part) x Height 285 mm/11.23"

Optimal Video and Audio Transmission

TY-CSP1 is a hybrid conference terminal that enables 360-degrees horizontal shooting using four cameras and features microphones and speaker that also cover a wide range of 360 degrees. It supports natural communication with people participating in web conferences with its clear sound collection and amplification.

Simple Operation

For easy set-up and use, video, audio and power are shared to the PC via a single USB-C cable to save labor when preparing for a meeting. Volume and Video views can be controlled using the buttons arranged on the main unit pedestal. Operating status is instantly visible from the colored LED ring on the unit, it is possible to operate it intuitively.

Installation and Portability

With a diameter of φ64 mm (2.52 inches) that is easy to grip, it is possible to freely carry it around inside the office and easily carry out web conferences. Alternatively, it can be attached to a tripod or set securely fastened with security slots.

360° camera speakerphone optimized for the web conferencing system "Microsoft Teams"

PressIT360 is certified for "Microsoft Teams," a collaboration platform offered by Microsoft Corporation. The optimal image and sound quality that naturally conveys the atmosphere of the conference room will elevate communication during web conferencing.

Equipped with various video modes



Dual View



Single View



Multi View



Surround View



Stable View

PressIT/PressIT360 Usage cases

Introducing examples of smooth meeting proceedings in face-to-face meetings, and sharing the presence of a conference room to a remote location in hybrid meetings.



MITSUBISHI ESTATE CO., LTD.

This wireless presentation system enables users to share their screen quickly and easily for more productive meetings. This can be combined with the PressIT360, which combines cameras, microphones and a speaker, to bring the atmosphere of the conference room to remote attendee

More details are available online
<https://docs.connect.panasonic.com/prodisplays/casestudies/055/>



Sheraton Grande Tokyo Bay Hotel

Introduce the Wireless Presentation System "PressIT," which does not require advance preparation and allows image-sharing immediately with a simple connection

More details are available online
<https://docs.connect.panasonic.com/prodisplays/casestudies/052/>



Panasonic Connect Co., Ltd

The 360-degree camera speakerphone "PressIT360" has 360-degree cameras in addition to a speaker and microphones. We have begun installing these in conference rooms used by our employees and customers for meetings with remote attendees.

More details are available online
<https://docs.connect.panasonic.com/prodisplays/casestudies/054/>



Panasonic Corporation Group Companies

The Wireless Presentation System, which does not require either cables or the installation of driver software, enables speedy screen-sharing to accommodate the flow of the meeting

More details are available online
<https://docs.connect.panasonic.com/prodisplays/casestudies/051/>



Panasonic slots are compatible with the Intel® SDM specification



Panasonic offers displays and projectors that are compatible with the Intel® SDM specification, a next-generation slot standard that supports 4K signals. In addition to the fixed input/output interface, the slot can be used to add optional and third party function boards*, and can be utilized for a wide range of applications such as signage, information displays in companies and schools, and entertainment. The interface board is inserted into the slot, so it does not affect the installation layout.

What is Intel® SDM?

- 4K compatible next-generation slot standard provided by Intel® "Intel® Smart Display Module (Intel® SDM)".
- There are two standards, Intel® SDM Small (Intel® SDM-S) and Intel® SDM Large (Intel® SDM-L), and our supported models are compatible with both types.



Advantages of Intel® SDM?

- No need for external players or signal conversion devices.
- No need to wire power cables, video cables, etc., allowing for a neat and tidy layout with just the display.
- System flexibility. Depending on the application, different functions can be added by replacing the function board.
- Third party function boards* can be used.

* The transmission method to the slot must be by HDMI™ signal.

Our peripheral equipment



12G-SDI Terminal Board
TY-SB01QS



Wireless Presentation System
Receiver Board
TY-SB01WP



DIGITAL LINK Terminal Board
TY-SB01DL



12G-SDI Optical Function Board
TY-SB01FB

For more information, please visit the website
>>> <https://docs.connect.panasonic.com/prodisplays/solutions/technology/slot/sdm/>

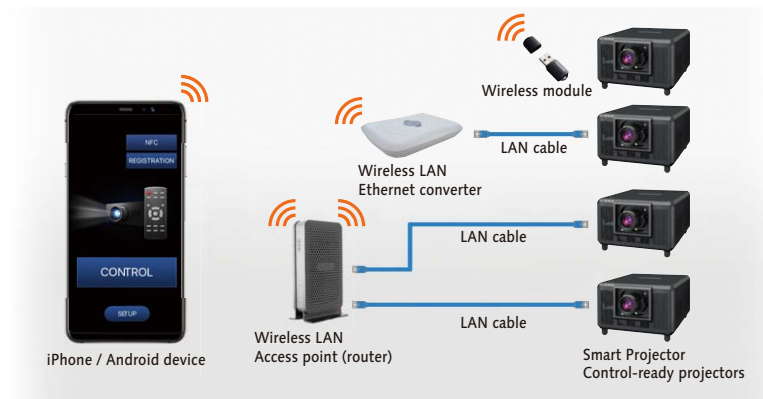
Smart Projector Control

SOFTWARE

Smart Projector Control is a smartphone application that enables various controls, from turning the power on and off to various lens adjustments.

Advantages

- The projector can be set and operated from the smartphone application, so there is no hassle associated with the remote control or main body buttons.
- Multiple projectors* can be operated simultaneously, and the status of a selected projector can be checked.
* Up to 64 projectors can be registered.
- A detailed screen of projectors registered in Early Warning Software can be displayed.



What you can do with Smart Projector Control

- 1 Turn the Projector On and Off
Open (off) and Close (on) the Shutter (AV mute control)
Display/Hide the On-Screen Menu
- 2 Confirm and Switch the Input Signals
- 3 Switch and Display the Test Patterns
- 4 Menu Settings (onscreen menu operation)
- 5 Lens Control (adjust the shift/zoom/focus)
- 6 Display the Projector Status
- 7 Link Predictive Monitoring Software (monitoring screen, settings and help display)



Control screen



Test pattern screen



Download Smart Projector Control (free) from App Store or Google Play.



For more information, please visit the website. >>> <https://docs.connect.panasonic.com/projector/download/application/smartpj/>

Large-Venue
Installation
Portable
Short Throw/
Ultra Short Throw
Media Processor
Lenses
Features
Options
Software/Apps
PressIT/Intel® SDM

Geometric Adjustment Feature and Upgrade Kits Expand Projection Capability

FEATURES

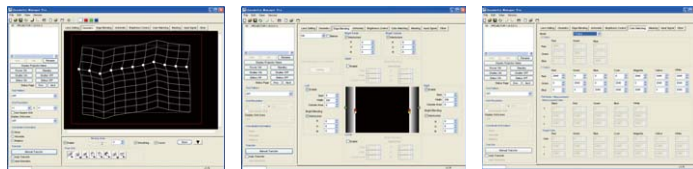
Flexible projection with a peripheral system turns image viewing into a memorable experience. Panasonic offers features that provide truly unique applications.

Geometric Adjustment (free)

Projectors with a built-in Geometric Adjustment function expand projection capability onto spherical, cylindrical and other specially shaped screens.

Geometry Manager Pro Software and Upgrade Kit (for a fee)

Using this software allows you to perform real-time geometric compensation and other fine adjustments and corrections that cannot be handled on the projector side.



Geometry

Edge blending

Color matching

■ Upgrade Kit for Geometry Manager Pro (ET-UK20)

Expands the correctable range for Geometry Manager Pro Software. Custom Masking, Uniformity Correction, and other useful functions for multi-projector setups are supported.

■ Auto Screen Adjustment Upgrade Kit (ET-CUK10/CUK10P)¹

This is the plug-in software and expands the functions of Geometry Manager Pro. Allows automatic adjustment of geometry correction, edge blending, color, and brightness according to the shape of the screen through use of an externally connected camera.

Compatible Projector Models

	PT-RQ50K	PT-RQ35K	PT-RZ34K	PT-RQ25K	PT-RZ24K	PT-RQ18K	PT-RQ17K	PT-RZ14K	PT-REQ15	PT-REQ12	PT-REQ10	PT-REQ80	PT-REZ15	PT-REZ12	PT-REZ10	PT-REZ80
Geometric Adjustment	Yes	Yes	Yes	Yes	Yes	Yes	Yes	Yes	Yes	Yes	Yes	Yes	Yes	Yes	Yes	Yes
Geometry Manager Pro Software	Yes	Yes	Yes	Yes	Yes	Yes	Yes	Yes	Yes	Yes	Yes	Yes	Yes	Yes	Yes	Yes
ET-UK20	Yes ²	Yes ²	Yes ²	Yes ²	Yes ²	Yes ²	Yes ²	Yes ²	Yes	Yes	Yes	Yes	Yes	Yes	Yes	Yes
ET-CUK10/CUK10P ¹	Yes ²	Yes ²	Yes ²	Yes ²	Yes ²	Yes ²	Yes ²	Yes ²	Yes	Yes	Yes	Yes	Yes	Yes	Yes	Yes

	PT-RQ7	PT-RQ6	PT-RZ7	PT-RZ6	PT-FRQ60	PT-FRQ50	PT-MZ20K	PT-MZ17K	PT-MZ14K	PT-MZ11K	PT-MZ882	PT-MZ782	PT-MZ682
Geometric Adjustment	Yes	Yes	Yes	Yes	Yes	Yes	Yes	Yes	Yes	Yes	Yes	Yes	Yes
Geometry Manager Pro Software	Yes	Yes	Yes	Yes	No	No	Yes	Yes	Yes	Yes	Yes	Yes	Yes
ET-UK20	Yes	Yes	Yes	Yes	No	No	Yes ²	Yes ²	Yes ²	Yes ²	No	No	No
ET-CUK10/CUK10P ¹	Yes	Yes	Yes	Yes	No	No	Yes ²	Yes ²	Yes ²	Yes ²	No	No	No

1: A firmware update is required to use these functions. Availability varies depending on the country. For more information, please contact the sales company in your region.
2: Features are pre-activated, no need for activation.



For downloading/activating the software and optional upgrade kits

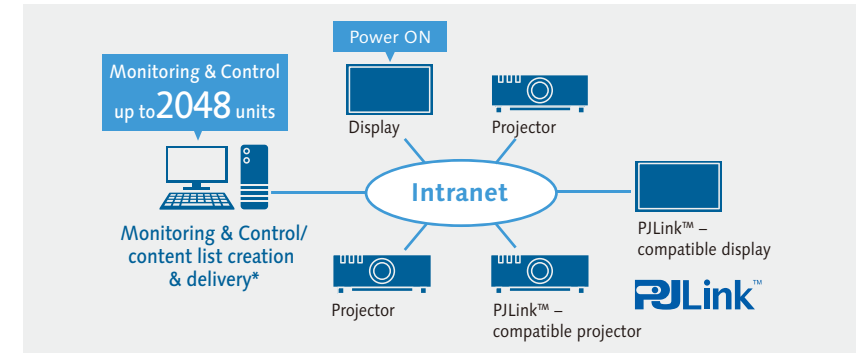
PASS (Projector & Professional Display Asset Support System)

Providing comprehensive support for all Panasonic projector and professional display owners and people who are interested in those products.

Multi Monitoring & Control Software

SOFTWARE

This free Panasonic software offers monitoring and control of up to 2,048 projectors and professional displays over a LAN network from a single PC to simplify management and maintenance while supporting stable operation.



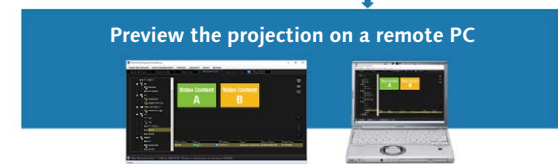
* Functions supported on compatible display devices only.

Remote Preview Function

Preview content remotely



Wired LAN / Wireless LAN
Note: wireless LAN requires AJ-WM50 Series Wireless Module.



1: Some devices can't be registered using the auto search function depending on the device status and network environment.
2: Software functionality varies depending on the model.

Utility Software can be downloaded from PASS

- Auto Screen Adjustment Upgrade Kit (ET-CUK10/CUK10P)
- NFC Upgrade Kit [ET-NUK10]
- Geometry Manager Pro and Upgrade Kit (ET-UK20)

For more information, please visit the PASS system >>> <https://docs.connect.panasonic.com/projector/pass/>

Panasonic CONNECT

Weights and dimensions shown are approximate. Specifications and appearance are subject to change without notice. Product availability differs depending on region and country. These products may be subject to export control regulations. Measurement, measuring conditions, and method of notation all comply with ISO 21118 international standards. DLP is a trademark or registered trademark of Texas Instruments. The terms HDMI, HDMI High-Definition Multimedia Interface, HDMI Trade Dress and the HDMI Logos are trademarks or registered trademarks of HDMI Licensing Administrator, Inc. All other trademarks are the property of their respective trademark owners. Projection images simulated. © 2025 Panasonic Connect Co., Ltd. All rights reserved.



For more information about Panasonic projectors
<https://docs.connect.panasonic.com/projector/>
Panasonic projectors: facebook page
www.facebook.com/panasonicprojectoranddisplay/
Panasonic projectors: YouTube channel
www.youtube.com/user/PanasonicProjector

All information included here is valid as of February 2025.

LINEUP-G59