

# Optional Lenses Quick Reference Guide

Lens type	Model number	Product image	F-number	Focal length	Throw ratio for image aspect ratio 17:9	Auto lens identification <sup>2</sup>	Stepping motor <sup>3</sup>	Group <sup>1</sup>
Zoom lens	ET-D3QW200		2.5	17.5-20.7 mm	● 0.548 – 0.650	Yes	Yes	A
Zoom lens	ET-D3QW300		2.5	35.2-53.7 mm	● 1.11-1.70	Yes	Yes	
Zoom lens	ET-D3QS400		2.5	45.3-65.6 mm	● 1.43-2.09	Yes	Yes	
Zoom lens	ET-D3QT500		2.5	61.4-105.2 mm	● 2.00-3.41	Yes	Yes	
Zoom lens	ET-D3QT600		2.5	85.0-121.6 mm	● 2.69-3.88	Yes	Yes	
Zoom lens	ET-D3QT700		2.5	122.8-172.3 mm	● 3.89-5.47	Yes	Yes	
Zoom lens	ET-D3QT800		2.5	156.5-243.1 mm	● 4.97-7.76	Yes	Yes	
Lens type	Model number	Product image	F-number	Focal length	Throw ratio for image aspect ratio 16:10 <sup>1</sup>	Auto lens identification <sup>2</sup>	Stepping motor <sup>3</sup>	Group <sup>1</sup>
Fixed-focus lens	ET-D75LE95		2.5	7.5 mm	● 0.364 ● 0.436	—	—	B,C D
Fixed-focus lens	ET-D3LEU101		2.5	8.0 mm	● 0.370 ● 0.447	Yes	—	B,C D
Zoom lens	ET-D3LEW201		2.5	13.8-18.1 mm	● 0.645-0.850 ● 0.779-1.03	Yes	Yes	B D
Fixed-focus lens	ET-D3LEW50		2.5	14.8 mm	● 0.694 ● 0.838	Yes	—	B,C D
Zoom lens	ET-D3LEW300		2.5	16.4-19.6 mm	● 0.770-0.933 ● 0.924-1.12	Yes	Yes	B D
Zoom lens	ET-D3LEW60		2.5	19.6-23.5 mm	● 0.924-1.10 ● 1.12-1.32	Yes	Yes	B D
Zoom lens	ET-D3LEW10		2.5	26.6-36.4 mm	● 1.26-1.72 ● 1.52-2.07	Yes	Yes	B D
Zoom lens	ET-D3LES20		2.5	35.0-50.9 mm	● 1.67-2.41 ● 2.00-2.90	Yes	Yes	B D
Zoom lens	ET-D3LET30		2.5	50.4-98.0 mm	● 2.40-4.66 ● 2.88-5.61	Yes	Yes	B D
Zoom lens	ET-D3LET40		2.5	96.6-154.9 mm	● 4.61-7.41 ● 5.54-8.90	Yes	Yes	B D
Zoom lens	ET-D3LET80		2.5-2.7	154.1-288.8 mm	● 7.34-13.8 ● 8.83-16.6	Yes	Yes	B D

1 2 3 4 5 6 7 8 9 10

Lens type	Model number	Product image	F-number	Focal length	Maximum angle of view	Group
Fisheye lens	ET-D3LEF70		2.5	9.0 mm	91.6° (Max Lens shift diagonal)	B, C, D

Compatible projector




















Group A: PT-RQ50K





















Group B: PT-RQ35K/RZ34K, PT-RQ32K<sup>5</sup>, PT-RZ31K<sup>5</sup>/RS30K<sup>5</sup>, PT-RQ22K<sup>5</sup>, PT-RZ21K<sup>5</sup>/RS20K<sup>5</sup>, PT-RZ16K<sup>5</sup>

Group C: PT-RQ13K<sup>5</sup>, PT-RZ12K<sup>5</sup>/RS11K<sup>5</sup>

Group D: PT-RQ25K/RZ24K/RQ18K/RZ17K/RZ14K

1: When using PT-RQ35K/RZ34K, PT-RZ31K, PT-RZ21K, PT-RZ16K, PT-RZ12K PT-RQ25K/RZ24K/RQ18K/RZ17K/RZ14K. When using other projectors, the throw ratio differs. Please check the projector's spec sheet for more information.  
2: Calibration is required each time the lens is mounted. 3: Stepping motor for zoom in addition to focus. 4: Projector may require the latest firmware update. 5: Discontinued model.

		Lens type	Model number	Product image	F-number	Focal length	Throw ratio for image aspect ratio 16:10	Group
For 1-Chip DLP™ Projector	Zoom lens	ET-C1U100		2.1	5.4-5.8 mm	● 0.308-0.330	A	
	Available from CY2025 Q2 Zoom lens	ET-C1U200		2.0 (TBD)	6.4 mm (TBD)	● 0.380 (TBD)		
	Zoom lens	ET-C1W300		1.9-2.3	9.9-12.3 mm	● 0.550-0.690		
	Zoom lens	ET-C1W400		1.9-2.4	12.1-16.9 mm	● 0.680-0.950		
	Zoom lens	ET-C1W500		1.8-2.3	16.7-24.6 mm	● 0.940-1.39		
	Zoom lens	ET-C1S600		1.8-2.3	23.9-37.2 mm	● 1.36-2.10		
	Zoom lens	ET-C1T700		1.9-2.4	36.1-59.6 mm	● 2.07-3.38		
	Available from CY2025 Q2 Zoom lens	ET-C1T800		1.9-2.5 (TBD)	58.3-115.6 mm (TBD)	● 3.30-6.60 (TBD)		
	Zoom lens	ET-DLE020		2.0	4.1-4.4 mm	● 0.280-0.299		B
	Fixed-focus lens	ET-DLE035		2.0	5.3 mm	● 0.380		
	Fixed-focus lens	ET-DLE055		1.8	11.9 mm	● 0.785		
	Zoom lens	ET-DLE060		1.9-2.3	9.2-12.1 mm	● 0.600-0.801		
	Zoom lens	ET-DLE085		1.9-2.2	11.8-14.6 mm	● 0.782-0.977		
	Zoom lens	ET-DLE105		1.9-2.4	14.7-19.7 mm	● 0.978-1.32		
	Zoom lens	ET-DLE150		1.8-2.4	19.4-27.9 mm	● 1.30-1.89		
	Zoom lens	ET-DLE170 <sup>1</sup>		1.7-1.9	25.6-35.7 mm	● 1.71-2.41		
	Zoom lens	ET-DLE250		1.8-2.4	33.9-53.2 mm	● 2.27-3.62		
	Zoom lens	ET-DLE350		1.8-2.2	52.8-79.5 mm	● 3.58-5.45		
Zoom lens	ET-DLE450		1.8-2.4	79.5-125.2 mm	● 5.36-8.58			

		Lens type	Model number	Product image	F-number	Focal length	Throw ratio for image aspect ratio 16:10	Group
For LCD Projector	Zoom lens	ET-EMU100		1.9	7.2-7.7 mm	● 0.330-0.353	C	
	Zoom lens	ET-EMW200		1.8-2.1	10.8-12.5 mm	● 0.480-0.550		
	Zoom lens	ET-EMW300		1.8-2.2	12.3-15.4 mm	● 0.550-0.690		
	Zoom lens	ET-EMW400		1.8-2.2	15.3-21.1 mm	● 0.690-0.950		
	Zoom lens	ET-EMW500		1.8-2.4	21.1-30.0 mm	● 0.950-1.36		
	Zoom lens	ET-EMS650		1.8-2.2	29.9-46.3 mm	● 1.35-2.10		
	Zoom lens	ET-EMT750		1.8-2.5	46.0-90.5 mm	● 2.10-4.14		
	Zoom lens	ET-EMT850		1.9-2.4	90.3-162.6 mm	● 4.14-7.40		
	Zoom lens	ET-ELU20		2.0	5.4-5.8 mm	● 0.330-0.353		D
	Fixed-focus lens	ET-ELW21		2.0	13.1 mm	● 0.764		D, E
	Zoom lens	ET-ELW22		2.0-2.4	13.3-16.6 mm	● 0.786-0.983		
	Zoom lens	ET-ELW20		1.8-2.3	20.4-27.6 mm	● 1.21-1.66		
	Zoom lens	ET-ELS20 <sup>1</sup>		1.7-2.3	26.9-45.4 mm	● 1.61-2.76		
	Zoom lens	ET-ELT22		1.8-2.3	45.6-73.8 mm	● 2.72-4.48		
	Zoom lens	ET-ELT23		1.8-2.3	74.8-118.2 mm	● 4.44-7.12		
	Zoom lens	ET-ELW31		1.7-2.0	10.5-13.6 mm	● 0.733-0.958	F	
	Zoom lens	ET-ELW30		1.7-2.0	13.1-17.0 mm	● 0.960-1.22		
	Zoom lens	Standard zoom lens <sup>1</sup>		1.6-2.2	17.1-31.7 mm	● 1.22-2.26		
	Zoom lens	ET-ELT30		1.7-2.2	31.3-56.8 mm	● 2.23-4.02		
	Zoom lens	ET-ELT31		1.7-2.3	56.4-101.7 mm	● 4.02-7.20		

**Compatible 1-Chip™ DLP projector**

Group A: PT-PT-REQ15/REQ12/REQ10/REQ80, PT-REZ15/REZ12/REZ10/REZ80  
 Group B: PT-RCQ10<sup>2</sup>/RCQ80<sup>2</sup>, PT-RZ120<sup>2</sup>, PT-RZ990<sup>2</sup>/RZ890<sup>2</sup>/RZ790/RZ690,  
 PT-RQ7L/RQ6L<sup>3</sup>, PT-RZ7L/RZ6L<sup>4</sup>

**Compatible LCD projector**

Group C: PT-MZ20K/MZ17K/MZ14K/MZ11K  
 Group D: PT-MZ880/MZ780/MZ680, PT-MZ882/MZ782/MZ682  
 Group E: PT-EZ770Z/EW730Z/EX800Z  
 Group F: PT-EZ590<sup>2</sup>/EW650<sup>2</sup>/EW550<sup>2</sup>/EX620<sup>2</sup>/EX520<sup>2</sup>

1: Equivalent of supplied lens. Availability varies depending on the country. 2: Discontinued model. 3: Available from CY2024 Q3 4: Available from CY2024 Q4