



Paperless cleaning unit
(optional)



●Screen Printer

- Achieves compact dual lane and highly efficient production
- Reduced running costs with our newly developed paperless cleaning
- Achieves improved overall quality with our integrated line solutions using our proprietary mounters

Model ID
SPV-DC

Model No. NM-EJP9A



* It may not conform to Machinery Directive and EMC Directive in case of optional configuration and custom-made specification.

Model ID	SPV-DC
Model No.	NM-EJP9A
PCB dimensions (mm) *1	L 50 × W 50 to L 350 × W 300
PCB exchange time	13.0 s(6.5 s/PCB) *2 Including transfer, positioning, recognition, each-time cleaning. Printing & cleaning conditions: Our recommended conditions (PCB dimensions L 250 × W 165)
Repeatability	2 Cpk ± 5.0 μm 6 σ The repeatability of same PCB Equal to ± 5.0 μm ± 3 σ (or ± 2.5 μm ± 1.5 σ)
Screen frame dimensions (mm) *3	L 736 × W 736、L 650 × W 550、L 550 × W 650、L 750 × W 750、L 584 × W 584
Electric source *4	1-phase AC 200, 220, 230, 240 V ± 10V Max. 4.0 kVA
Pneumatic source *5	0.5 MPa, 560 L / min (A.N.R.)
Dimensions (mm) *6	W 1 650 × D 2 446 × H 1 500 (maximum protusion D 2528)
Mass *7	2 650 kg

*Values such as cycle time and accuracy may vary depending on operating conditions. *Please refer to the "Specification booklet" for details.

*1: When using paperless cleaning, dimensions are L50 x W50 - L350 x W250

*2: PCB exchange time varies depending on the machine in the pre-process and the post process, the PCB size, the use of a PCB pressing-down unit and so forth. *3: For mask specifications, please see the specification.

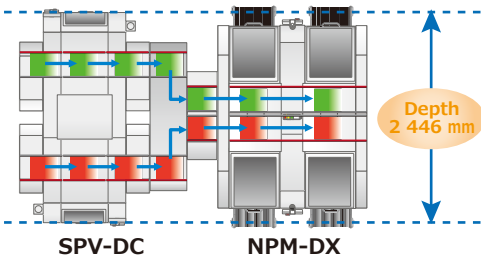
*4: Including blower and vacuum pump"Option" *5: When using the mask suction function *6: Except for the signal tower and the touch panel.

*7: With full options

Enables high efficiency dual lane production in a compact package

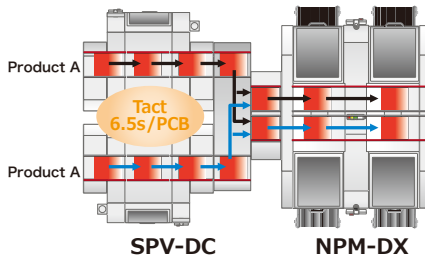
● Compact dual lanes

Enables compact dual lane production with front/rear independence to provide a production line that matches customer production needs.



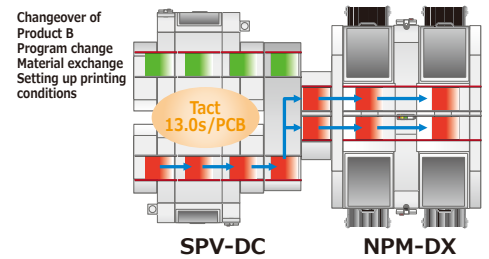
● High-speed production

Printing the same product on the front and rear printing stages enables the creation of a high-production line. The lane utilization can be enhanced by supplying PC boards from the front and rear stages.



● Nonstop changeover

The preparation for the next product can be carried out during one-sided stage production, thereby eliminating the time for changeover.



Provides optimum functions for customer production needs

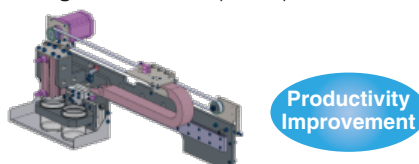
● Paperless cleaning

A cleaning nozzle that does not use paper, cutting down on paper and solvent use.



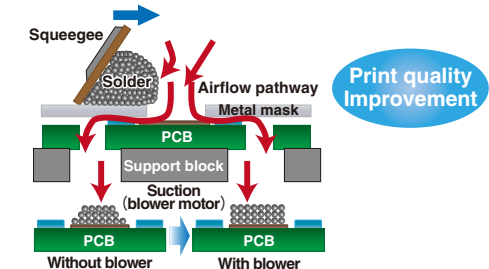
● Perforated pot type automatic solder supply

Automation of solder supply allows for labor savings and uninterrupted operation.



● PCB pickup blower (switch type)

Printing transcription is improved through the use of blower to create airflow pathways from metal mask to PCB.



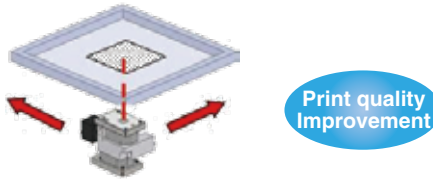
● Morene Block

Comes in contact with the mask using magnet repulsion to prevent solder side leakage during printing. Simple construction for easy cleaning.



● Mask inspection

Inspects for mask aperture clogging and solder bleed.





● Solder inspection

Head camera inspects for solder displacement, bridging, streaking, and bleeding.



M2M Line solution



According to the correction data of shifted printing positions analyzed by solder paste inspection (APC correction data), it corrects printing positions (X, Y, θ).

*3D inspection equipment of other companies can also be connected.

* Please inquire with your sales representative for more details.

Connect with upper system (LNB, LWS...)

- Automatic changeover
- Component verification (solder/mask/squeegee...)
- Trace data output

*About the specification and system configuration, please refer to the "Specification" for details.

⚠ Safety Cautions

● Please read the User's Manual carefully to familiarize yourself with safe and effective usage procedures.

● To ensure safety when using this equipment, all work should be performed according to that as stated in the supplied Operating Instructions. Read your operating instruction manual thoroughly.

Panasonic Group products are built with the environment in mind.

Please check the homepage for the details.
panasonic.com/global/corporate/sustainability

Inquiries...

Panasonic Corporation
Process Automation Business Division

3-1-1 Inazu-cho, Toyonaka City, Osaka 561-0854, Japan
TEL +81-6-6866-8675
FAX +81-6-6862-0422

All data as of January 1, 2023

Ver. January 1, 2023

© Panasonic Corporation 2023