

Specifications

Main unit

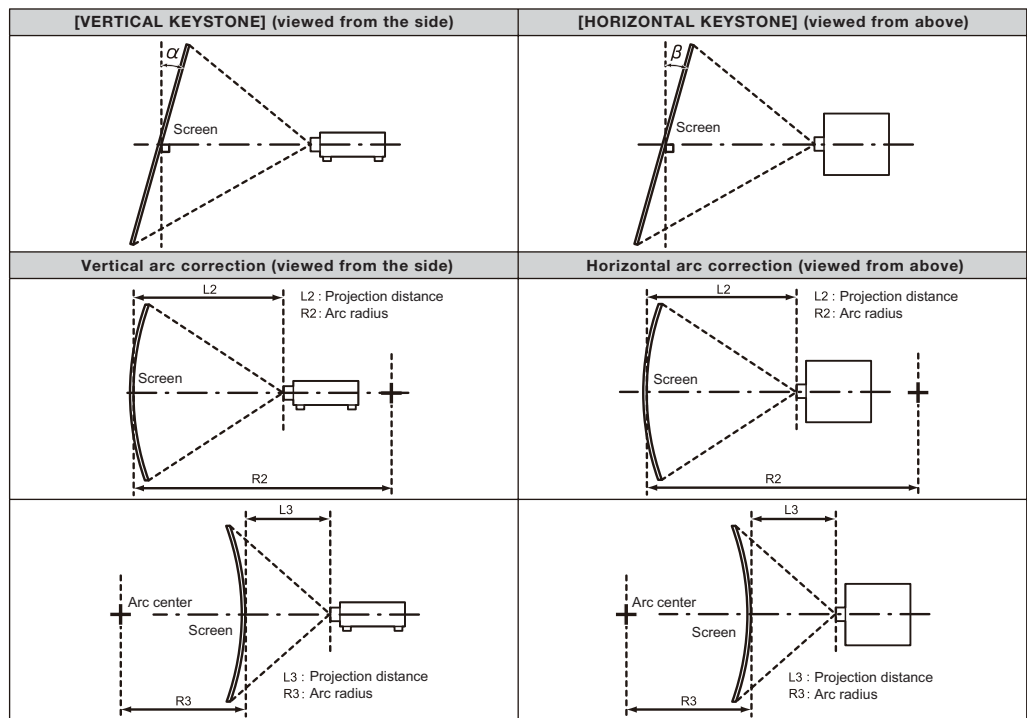
Power supply		AC 200V-240V, 8.5A, 50/60Hz The light output will decrease to approximately 1/2 when using the projector with AC 100V to AC 120V [9.8A].
Power consumption		1,650 W (1,690 VA [AC200V]) (0.3 W with Standby Mode set to Eco* ¹ , 4 W with Standby Mode set to Normal) 1,140W (Normal Mode), 1,380 W (Eco Mode) Operating Temperature: 25 °C (77 °F), Altitude: 700m (2,297ft), IEC627087: 2008 Broadcast contents, Picture mode: Standard, Dynamic contrast [2]
BTU value		Max 5,364 BTU
DLP™ chip	Panel size	22.9 mm (0.9 inches) diagonal (16:10 aspect ratio)
	Display method	DLP™ chip × 3, DLP™ projection system
	Pixels	4,096,000 (2560 × 1600) × 3, total of 12,288,000 pixels 49,152,000 (12,288,000 × 4) pixels when Quad Pixel Drive set to ON
Refresh rate		240 Hz* ²
Lens		Optional (no lens included with this model)
Light source		Laser Diode
Time until light output declines to 50%* ³		20,000 hours (NORMAL) / 24,000 hours (ECO)
Screen size (diagonal)		1.78–25.4 m (70–1,000 in) with 16:10 aspect ratio 1.78–15.24 m (70–600 in) with the ET-D75LE8/ET-D3LET80, 16:10 aspect ratio 3.05–15.24 m (120–600 in) with the ET-D75LE95, 16:10 aspect ratio
Brightness* ⁵		21,000 lm (Center)* ^{4*6} / 20,000 lm
Center-to-corner uniformity		90 %
Contrast* ⁵		20,000:1 (Full On/Full Off, Dynamic Contrast Mode: 3)
Resolution		5120 × 3200 pixels when Quad Pixel Drive set to ON
Compatible signal	SDI signal input	SD-SDI signal HD-SDI signal 3G-SDI signal
	DIGITAL LINK signal input	<ul style="list-style-type: none"> Moving image signal resolution: 480/60i*⁷, 576/50i*⁷ to 4096 × 2160 Still image signal resolution: 640 × 400 to 3840 × 2400 (non-interlace) Dot clock frequency: 25 MHz to 297 MHz
	HDMI signal input	<p>This is supported when the optional Interface Board for HDMI 2 input (Model No.: ET-MDNHM10) is installed in the slot.</p> <ul style="list-style-type: none"> Moving image signal resolution: 480/60i*⁷, 576/50i*⁷ to 4096 × 2160 Still image signal resolution: 640 × 400 to 3840 × 2400 (non-interlace) Dot clock frequency: 25 MHz to 594 MHz
	DVI-D signal input	<p>This is supported when the optional Interface Board for DVI-D 2 input (Model No.: ET-MDNDV10) is installed in the slot.</p> <ul style="list-style-type: none"> Moving image signal resolution: 480/60i*⁷, 576/50i*⁷ to 2048 × 1080 Still image signal resolution: 640 × 400 to 1920 × 1200 (non-interlace) Dot clock frequency: 25 MHz to 162 MHz
Lens shift	Vertical (from center of screen) ±59 % (±56 % with ET-D75LE6/ET-D3LEW60, +69 % – +84 % with ET-D75LE95) (powered) Horizontal (from center of screen) ±29 % (±19 % with ET-D75LE6/ET-D3LEW60, ±21 % with ET-D75LE95) (powered) NOTE: Optical axis shift function cannot be operated when used with the ET-D3LEW50.	

Keystone correction range

Projection lens Model No.	Only [KEystone] used		[KEystone] and [CURVED] used together				Only [CURVED] used	
	Vertical keystone correction angle α (°)	Horizontal keystone correction angle β (°)	Vertical keystone correction angle α (°)	Horizontal keystone correction angle β (°)	Min. value of R2/L2	Min. value of 3/L3	Min. value of R2/L2	Min. value of R3/L3
ET-D75LE6/ET-D3LEW60	± 28	± 15	± 10	± 10	1.6	3.9	0.9	2.3
ET-D75LE8/ET-D3LET80	± 40	± 15	± 20	± 15	0.2	0.4	0.2	0.3
ET-D3LEW10	± 40	± 15	± 20	± 15	1.1	2.6	0.6	1.5
ET-D75LE10	± 40	± 15	± 20	± 15	1.1	2.6	0.6	1.5
ET-D75LE20/ET-D3LES20	± 40	± 15	± 20	± 15	0.9	1.7	0.5	1.0
ET-D75LE30	± 40	± 15	± 20	± 15	0.6	1.2	0.4	0.7
ET-D75LE40	± 40	± 15	± 20	± 15	0.4	0.7	0.2	0.4
ET-D3LEW50	± 22	± 15	± 8	± 8	2.0	4.9	1.2	2.9
ET-D75LE95*	+5 / -0	0	-	-	-	-	-	-

When using the optional Upgrade Kit (Model No.: ET-UK20)

Projection lens Model No.	Only [KEystone] used**		[KEystone] and [CURVED] used together				Only [CURVED] used	
	Vertical keystone correction angle α (°)	Horizontal keystone correction angle β (°)	Vertical keystone correction angle α (°)	Horizontal keystone correction angle β (°)	Min. value of R2/L2	Min. value of 3/L3	Min. value of R2/L2	Min. value of R3/L3
ET-D75LE6/ET-D3LEW60	± 28	± 15	± 10	± 10	1.2	3.0	0.7	1.7
ET-D75LE8/ET-D3LET80	± 45	± 40	± 20	± 15	0.2	0.3	0.1	0.2
ET-D3LEW10	± 40	± 40	± 20	± 15	0.9	2.0	0.5	1.1
ET-D75LE10	± 40	± 40	± 20	± 15	0.9	2.0	0.5	1.1
ET-D75LE20/ET-D3LES20	± 40	± 40	± 20	± 15	0.7	1.3	0.4	0.7
ET-D75LE30	± 45	± 40	± 20	± 15	0.5	0.9	0.3	0.5
ET-D75LE40	± 45	± 40	± 20	± 15	0.3	0.5	0.2	0.3
ET-D3LEW50	± 22	± 15	± 8	± 8	1.5	3.7	0.9	2.2
ET-D75LE95**	+5 / -0	0	-	-	-	-	-	-



Installation Ceiling/floor, front /rear, free 360-degree installation

Terminals	SDI IN 1	BNC × 1 SD-SDI signal SMPTE ST 259 compliant HD-SDI signal SMPTE ST 292 compliant 3G-SDI signal SMPTE ST 424, 425-2 compliant Dual link HD-SDI (Link A) signal SMPTE ST 372 compliant Dual link 3G-SDI (Link 1) signal SMPTE ST 425-3 compliant Quad-link HD-SDI (Link 1) signal Quad-link 3G-SDI (Link 1) signal SMPTE ST 425-5 compliant
	SDI IN 2	BNC × 1 SD-SDI signal SMPTE ST 259 compliant HD-SDI signal SMPTE ST 292 compliant 3G-SDI signal SMPTE ST 424, 425-2 compliant Dual link HD-SDI (Link B) signal SMPTE ST 372 compliant Dual link 3G-SDI (Link 2) signal SMPTE ST 425-3 compliant Quad-link HD-SDI (Link 2) signal Quad-link 3G-SDI (Link 2) signal SMPTE ST 425-5 compliant

Terminals	SDI IN 3	BNC × 1 SD-SDI signal SMPTE ST 259 compliant HD-SDI signal SMPTE ST 292 compliant 3G-SDI signal SMPTE ST 424, 425-2 compliant Dual link HD-SDI (Link A) signal SMPTE ST 372 compliant Dual link 3G-SDI (Link 1) signal SMPTE ST 425-3 compliant Quad-link HD-SDI (Link 3) signal Quad-link 3G-SDI (Link 3) signal SMPTE ST 425-5 compliant
	SDI IN 4	BNC × 1 SD-SDI signal SMPTE ST 259 compliant HD-SDI signal SMPTE ST 292 compliant 3G-SDI signal SMPTE ST 424, 425-2 compliant Dual link HD-SDI (Link B) signal SMPTE ST 372 compliant Dual link 3G-SDI (Link 2) signal SMPTE ST 425-3 compliant Quad-link HD-SDI (Link 4) signal Quad-link 3G-SDI (Link 4) signal SMPTE ST 425-5 compliant
	DIGITAL LINK/LAN	RJ-45 × 1 (for network, DIGITAL LINK connection, 100Base-TX, compatible with Art-Net, PJLink™ (class 2), Deep Color, HDCP 2.2)
	MULTI PROJECTOR SYNC IN	BNC × 1, IN : TTL Hi-z
	MULTI PROJECTOR SYNC OUT	BNC × 1, TTL max10mA
	SERIAL IN	D-sub 9 pin × 1 for external control (RS-232C compliant)
	SERIAL OUT	D-sub 9 pin × 1 for link control (RS-232C compliant)
	REMOTE 1 IN	M3 stereo mini jack × 1 for wired remote control
	REMOTE 1 OUT	M3 stereo mini jack × 1 for link control
	REMOTE 2 IN	D-sub 9 pin × 1 for external control (parallel)
	DC OUT 5V	USB connector (type A) × 2 for power supply only (DC 5V, Max 2A)
	Expansion Slot	× 2 (SLOT 1, SLOT 2), SLOT NX(Compatible with Optional Board)
	Power cord length	3.0 m(9 ft 10 in)
	Cabinet materials	Molded plastic
Dimensions (W × H × D)	598 × 270 × 725 mm (23 17/32" × 10 5/8" × 28 17/32") (not including protruding parts)	
Weight*10	54.0 kg (119 lbs)	
Operation noise*6	46 dB	
Laser Classification	Laser Class	USA and Canada: Class 3R (IEC60825-1:2007) Other countries or regions: Class 1 (IEC/EN 60825-1:2014)
	Risk Group	Risk group 3 (IEC 62471-5:2015)
Operating temperature	Varies depending on operation mode setting. The operating temperature range is 0°C to 45°C (32 °F to 113 °F). (Less than 1,400m (4,593 ft) above sea level) The operating temperature range is 0°C to 40°C (32 °F to 104 °F). (Less than 1,400m (4,593 ft) to 4,200m (13,780 ft) above sea level) • If using at ambient operating temperatures of 35 °C (95 °F) or higher and at less than 2,700m (8,858 ft) above sea level, or at ambient operating temperatures of 25 °C (77 °F) or higher and between 2,700m (8,858 ft) and 4,200m (13,780 ft) above sea level, the brightness of the light source may drop in order to protect the projector.	
Operating humidity	10%–80% (no condensation)	

Remote control unit

Power supply	DC 3 V (AAA/R03/LR03 battery × 2)
Operation range	Approx. 30 m (98 ft 5 in) when operated from directly in front of the signal receptor
Dimensions (W × H × D)	47.5 × 181.5 × 27.5 mm (1-7/8" × 7-5/32" × 1-3/32")
Weight	Approx. 150g (5.3 ozs.) (including batteries)

Supplied accessories

Power cord (×2)
Wireless/wired remote control unit (×1)
Batteries for remote control (AA/R6 type ×2)
Lens hole cover (× 1)
Lens drop-prevention screw (× 1)

Compatible Software

Logo Transfer Software	Smart Projector Control (iOS/android)
Multi Monitoring & Control Software	

*1 When Standby Mode is set to ECO, network functions such as power on over LAN will not operate. Additionally, only certain commands can be received for external control using the serial terminal.
 *2 Refresh rate varies depending on scanning frequency.
 *3 Around this time, light output will have decreased by 50%.
 IEC62087: 2008 Broadcast contents, NORMAL mode, Dynamic Contrast [3], under conditions with 35°C (95°F), 700m (2,297ft) above sea level, and 0.15mg/m³ of particulate matter. Estimated time until light output declines to 50% varies depending on environment.
 *4 Luminance measured at center of screen.
 *5 Measurement, measuring conditions, and method of notation all comply with ISO 21118 international standards.
 *6 In AC200V, When using a projection lens other than ET-D75LE95.
 *7 Pixel-Repetition signal(dot clock frequency 27.0MHz) only
 *8 Only the vertical keystone correction angle can be corrected in the direction in which the projector body moves away from the screen.
 *9 When [VERTICAL KEYSTONE] and [HORIZONTAL KEYSTONE] are used simultaneously, correction cannot be made exceeding total of 55°.
 *10 Average value. May differ depending on the actual unit.

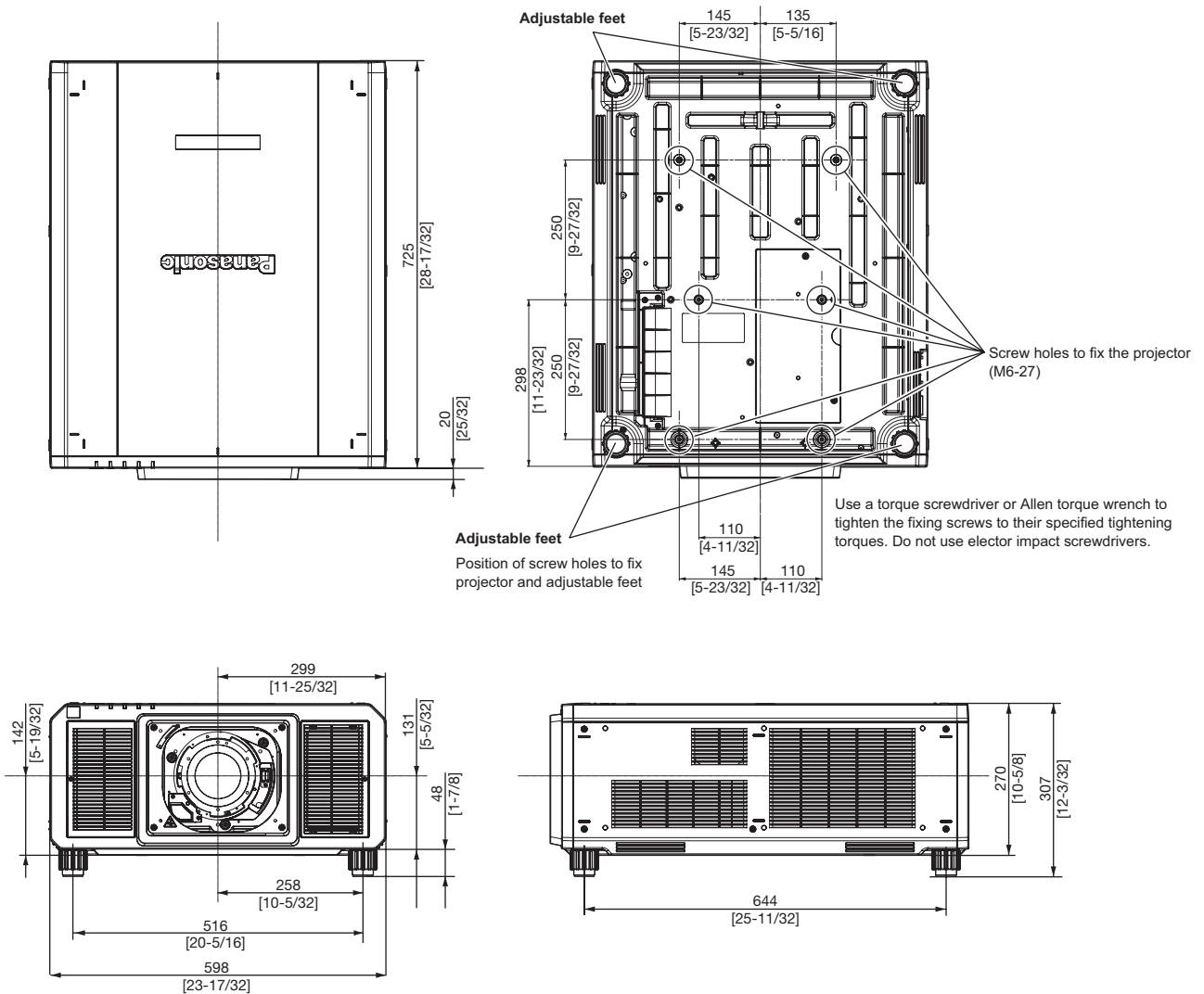
Optional accessories

Zoom lens (1.00-1.18:1)	ET-D75LE6/ET-D3LEW60	Zoom lens (1.39-1.79:1)	ET-D75LE10
Zoom lens (1.35-1.84:1)	ET-D3LEW10	Zoom lens (1.79-2.59:1)	ET-D75LE20/ET-D3LES20
Zoom lens (2.58-5.00:1)	ET-D75LE30	Zoom lens (2.57-5.00:1)	ET-D3LET30*1
Zoom lens (4.95-7.91:1)	ET-D75LE40	Zoom lens (7.87-14.8:1)	ET-D75LE8/ET-D3LET80
Zoom lens (4.94-7.94:1)	ET-D3LET40*1	Fixed-focus lens (0.746:1)	ET-D75LE50/ET-D3LEW50
Fixed-focus lens (0.390:1)	ET-D75LE95	Optional Fisheye Lens	ET-D3LEF70
Ceiling Mount Bracket (for High ceilings)	ET-PKD520H	Ceiling Mount Bracket (for Low ceilings)	ET-PKD520S
Ceiling Mount Bracket (Projector Mount Bracket)	ET-PKD520B	Frame	ET-PFD510
Lens Fixed Attachment	ET-PLF10	Stepping Motor kit	ET-D75MKS10*2
Upgrade kit	ET-UK20	Auto Screen Adjustment Upgrade Kit	ET-CUK10
Auto Screen Adjustment Upgrade Kit (PC)	ET-CUK10P	Digital Interface Box	ET-YFB100G
DIGITAL LINK switcher	ET-YFB200G	DVI-D input signal board	ET-MDNDV10
HDMI input signal board	ET-MDNHM10	3G-SDI input signal board	TY-TBN03G*2
12G-SDI signal board	ET-MDN12G10	Interface Board for DisplayPort 2 input	ET-MDNDP10*2

Early Warning Software (ET-SWA100*) *The symbol at the end of the part number will vary depending on the type of license.

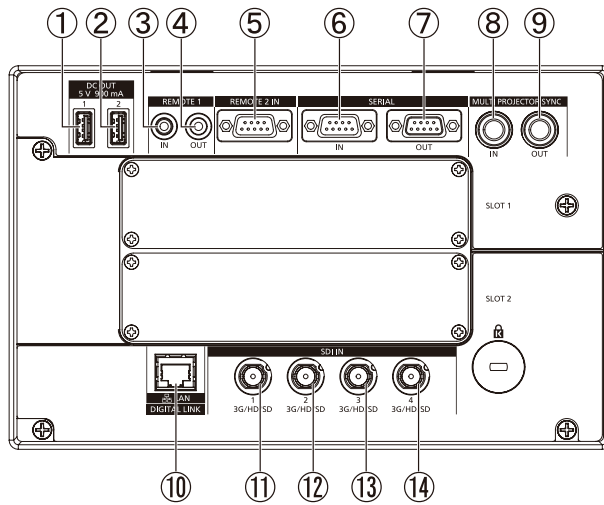
*1 For more information, please see the specification sheet of lens.
 *2 Please update to the latest firmware.

Dimensions



unit : mm (inch)
 NOTE: This illustration is not drawn to scale.

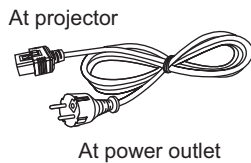
Terminals



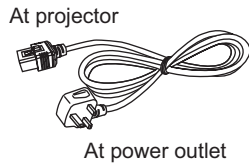
- 1 DC 1 output
- 2 DC 2 output
- 3 Remote 1 input
- 4 Remote 1 output
- 5 Remote 2 input
- 6 Serial input
- 7 Serial output
- 8 MULTI PROJECTOR SYNC IN
- 9 MULTI PROJECTOR SYNC OUT
- 10 LAN/DIGITAL LINK connector
- 11 SDI IN 1
- 12 SDI IN 2
- 13 SDI IN 3
- 14 SDI IN 4

Power cord

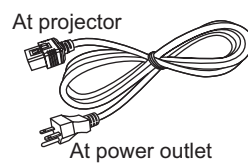
For 200V - 240V



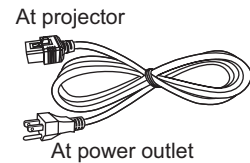
For 200V - 240V



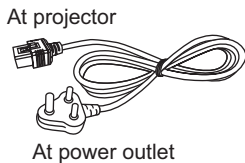
For 200V - 240V



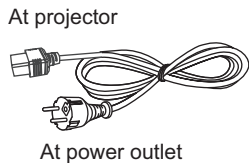
For 110V - 120V



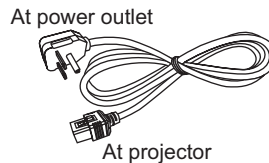
For 200V - 240V



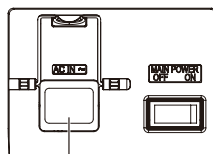
For 200V - 240V



(For Taiwan)



At projector

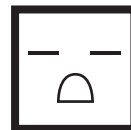


AC IN terminal


Power outlets that can be used



2P/3W 15 A 250 V



2P/3W 15 A 250 V



2P/3W 15 A 250 V



2P/3W 15 A 250 V

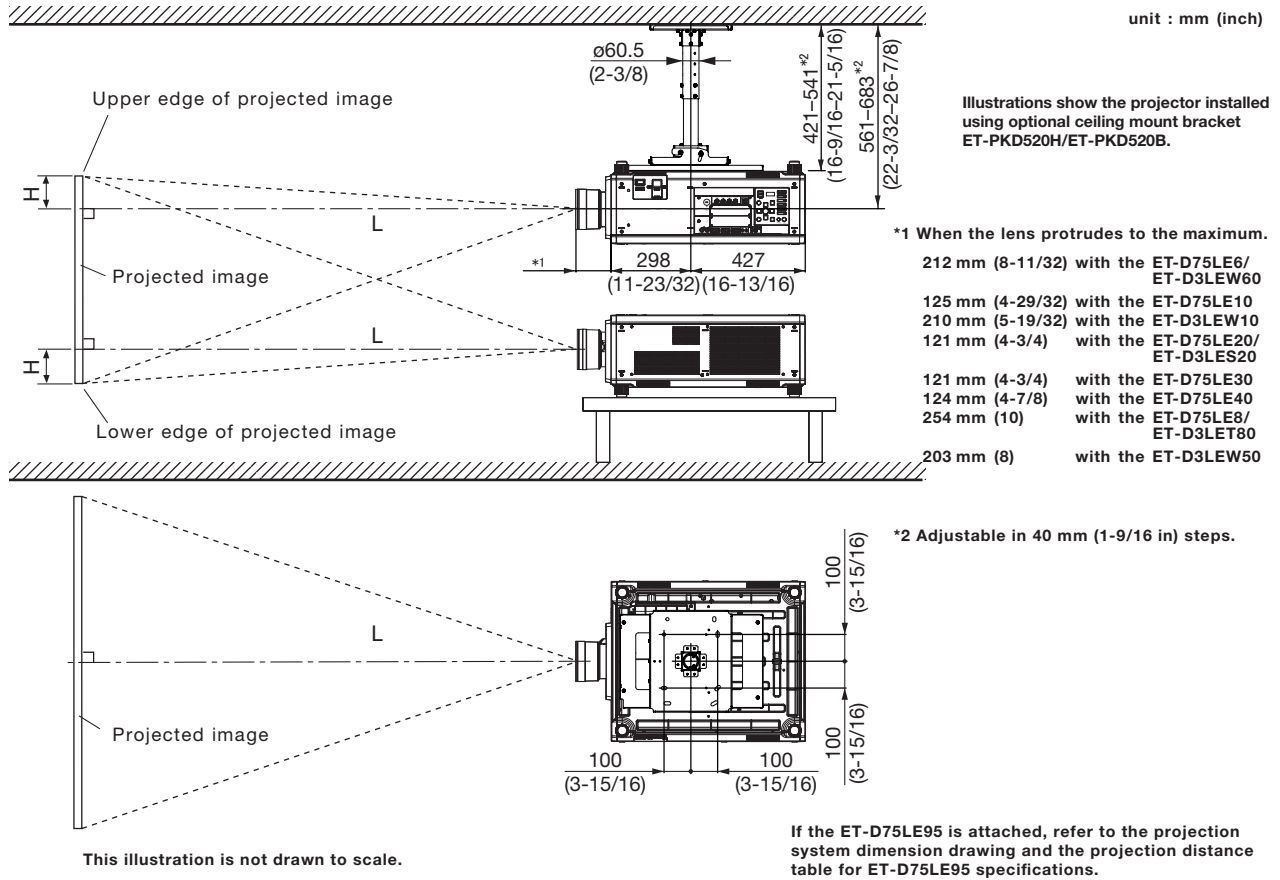


2P/3W 15 A 125 V

This projector supports AC100 V to AC120 V, and AC 200 V to AC 240 V as the power supply. A grounding outlet supporting 15 A is required with either voltage.

The shape of the usable outlet differs depending on the power supply. Following illustrations are examples.

Standard setting-up position



Caution:

- All construction work should be done by a qualified technician.

Projection distance for 16:10 aspect ratio screen

(ET-D75LE6//D3LEW60//D3LEW10/D75LE10/D75LE20//D3LES20/D75LE30/D75LE40/D75LE8//D3LET80/D3LEW50)

Unit: meters

Screen size (diagonal)	Distance to screen (L)														Height from the edge of screen to center of lens (H)					
	Zoom												Fixed-focus		Zoom lenses		Fixed-focus lens			
	ET-D75LE6/ ET-D3LEW60 Zoom lens		ET-D3LEW10 Zoom lens		ET-D75LE10 Zoom lens		ET-D75LE20/ ET-D3LES20 Zoom lens		ET-D75LE30 Zoom lens		ET-D75LE40 Zoom lens		ET-D75LE8/ ET-D3LET80 Zoom lens		ET-D3LEW50 Fixed-focus lens	Except ET-D75LE6/ ET-D3LEW60		ET-D75LE6/ ET-D3LEW60		
[m] / [in]	min.	max.	min.	max.	min.	max.	min.	max.	min.	max.	min.	max.	min.	max.						
1.78 / 70	1.46	1.75	1.99	2.73	2.05	2.65	2.64	3.85	3.82	7.45	7.37	11.85	11.65	22.20	1.09	-0.08	-1.03	-0.06	-1.00	0.47
2.03 / 80	1.68	2.01	2.28	3.14	2.35	3.04	3.03	4.41	4.38	8.54	8.45	13.56	13.37	25.42	1.25	-0.10	-1.17	-0.06	-1.14	0.54
2.29 / 90	1.90	2.27	2.58	3.54	2.65	3.43	3.42	4.98	4.94	9.63	9.52	15.28	15.09	28.64	1.42	-0.11	-1.32	-0.07	-1.28	0.61
2.54 / 100	2.11	2.53	2.88	3.95	2.96	3.83	3.81	5.54	5.51	10.72	10.60	16.99	16.81	31.86	1.58	-0.12	-1.47	-0.08	-1.43	0.67
3.05 / 120	2.55	3.05	3.47	4.76	3.57	4.61	4.59	6.67	6.63	12.90	12.75	20.42	20.25	38.31	1.91	-0.15	-1.76	-0.10	-1.71	0.81
3.81 / 150	3.20	3.83	4.36	5.97	4.48	5.79	5.76	8.37	8.32	16.17	15.98	25.57	25.41	47.97	2.41	-0.18	-2.20	-0.12	-2.14	1.01
5.08 / 200	4.29	5.13	5.84	7.99	6.00	7.76	7.71	11.20	11.12	21.62	21.36	34.14	34.01	64.08	3.23	-0.24	-2.93	-0.16	-2.85	1.35
6.35 / 250	5.37	6.43	7.32	10.02	7.52	9.73	9.65	14.03	13.93	27.07	26.74	42.72	42.61	80.19	4.06	-0.30	-3.67	-0.20	-3.57	1.68
7.62 / 300	6.46	7.73	8.80	12.04	9.05	11.70	11.60	16.86	16.74	32.51	32.12	51.30	51.21	96.31	4.89	-0.36	-4.40	-0.24	-4.28	2.02
8.89 / 350	7.54	9.03	10.28	14.07	10.57	13.66	13.55	19.69	19.55	37.96	37.50	59.87	59.81	112.42	5.71	-0.42	-5.14	-0.28	-4.99	2.36
10.16 / 400	8.63	10.33	11.76	16.09	12.09	15.63	15.50	22.52	22.36	43.41	42.88	68.45	68.40	128.53	6.54	-0.48	-5.87	-0.32	-5.71	2.69
12.70 / 500	10.80	12.93	14.73	20.14	15.13	19.56	19.39	28.18	27.98	54.31	53.63	85.60	85.60	160.75	8.19	-0.61	-7.34	-0.40	-7.13	3.37
15.24 / 600	12.97	15.53	17.69	24.19	18.18	23.50	23.29	33.84	33.60	65.21	64.39	102.75	102.80	192.97	9.84	-0.73	-8.80	-0.48	-8.56	4.04
25.40 / 1000	21.66	25.94	29.54	40.38	30.35	39.24	38.86	56.48	56.08	108.79	107.43	171.36	171.59	—	16.45	-1.21	-14.67	-0.81	-14.27	6.73

Unit: feet

Screen size (diagonal)	Distance to screen (L)														Height from the edge of screen to center of lens (H)					
	Zoom												Fixed-focus		Zoom lenses		Fixed-focus lens			
	ET-D75LE6/ ET-D3LEW60 Zoom lens		ET-D3LEW10 Zoom lens		ET-D75LE10 Zoom lens		ET-D75LE20/ ET-D3LES20 Zoom lens		ET-D75LE30 Zoom lens		ET-D75LE40 Zoom lens		ET-D75LE8/ ET-D3LET80 Zoom lens		ET-D3LEW50 Fixed-focus lens	Except ET-D75LE6/ ET-D3LEW60		ET-D75LE6/ ET-D3LEW60		
[m] / [in]	min.	max.	min.	max.	min.	max.	min.	max.	min.	max.	min.	max.	min.	max.						
1.78 / 70	4.8	5.7	6.5	9.0	6.7	8.7	8.7	12.6	12.5	24.4	24.2	38.9	38.2	72.8	3.6	-0.3	-3.4	-0.2	-3.3	1.5
2.03 / 80	5.5	6.6	7.5	10.3	7.7	10.0	9.9	14.5	14.4	28.0	27.7	44.5	43.9	83.4	4.1	-0.3	-3.8	-0.2	-3.7	1.8
2.29 / 90	6.2	7.4	8.5	11.6	8.7	11.3	11.2	16.3	16.2	31.6	31.2	50.1	49.5	94.0	4.7	-0.4	-4.3	-0.2	-4.2	2.0
2.54 / 100	6.9	8.3	9.4	13.0	9.7	12.6	12.5	18.2	18.1	35.2	34.8	55.7	55.2	104.5	5.2	-0.4	-4.8	-0.3	-4.7	2.2
3.05 / 120	8.4	10.0	11.4	15.6	11.7	15.1	15.1	21.9	21.8	42.3	41.8	67.0	66.4	125.7	6.3	-0.5	-5.8	-0.3	-5.6	2.7
3.81 / 150	10.5	12.6	14.3	19.6	14.7	19.0	18.9	27.5	27.3	53.1	52.4	83.9	83.4	157.4	7.9	-0.6	-7.2	-0.4	-7.0	3.3
5.08 / 200	14.1	16.8	19.2	26.2	19.7	25.5	25.3	36.7	36.5	70.9	70.1	112.0	111.6	210.2	10.6	-0.8	-9.6	-0.5	-9.4	4.4
6.35 / 250	17.6	21.1	24.0	32.9	24.7	31.9	31.7	46.0	45.7	88.8	87.7	140.2	139.8	263.1	13.3	-1.0	-12.0	-0.7	-11.7	5.5
7.62 / 300	21.2	25.4	28.9	39.5	29.7	38.4	38.1	55.3	54.9	106.7	105.4	168.3	168.0	316.0	16.0	-1.2	-14.4	-0.8	-14.0	6.6
8.89 / 350	24.7	29.6	33.7	46.2	34.7	44.8	44.5	64.6	64.1	124.5	123.0	196.4	196.2	368.8	18.7	-1.4	-16.9	-0.9	-16.4	7.7
10.16 / 400	28.3	33.9	38.6	52.8	39.7	51.3	50.9	73.9	73.4	142.4	140.7	224.6	224.4	421.7	21.5	-1.6	-19.3	-1.0	-18.7	8.8
12.70 / 500	35.4	42.4	48.3	66.1	49.6	64.2	63.6	92.5	91.8	178.2	176.0	280.8	280.8	527.4	26.9	-2.0	-24.1	-1.3	-23.4	11.1
15.24 / 600	42.6	51.0	58.0	79.4	59.6	77.1	76.4	111.0	110.2	213.9	211.3	337.1	337.3	633.1	32.3	-2.4	-28.9	-1.6	-28.1	13.3
25.40 / 1000	71.1	85.1	96.9	132.5	99.6	128.7	127.5	185.3	184.0	356.9	352.5	562.2	563.0	—	54.0	-4.0	-48.1	-2.7	-46.8	22.1

- The value for L (distance to screen) varies slightly within ±5% depending on the zoom lens characteristics.
 - At the shortest projection distance, the zoom lens characteristics may cause slight image distortion.
 - When vertical keystone correction is used, the image is corrected in the direction that reduces its projected size.
- NOTE: When the ET-D3LEW50 is mounted, the optical lens shift function cannot be used.

Projection distance for 16:9 aspect ratio screen

(ET-D75LE6//D3LEW60//D3LEW10/D75LE10/D75LE20//D3LES20/D75LE30/D75LE40/D75LE8//D3LET80/D3LEW50)

Unit: meters

Screen size (diagonal)	Distance to screen (L)														Height from the edge of screen to center of lens (H)					
	Zoom												Fixed-focus		Zoom lenses		Fixed-focus lens			
	ET-D75LE6/ ET-D3LEW60 Zoom lens		ET-D3LEW10 Zoom lens		ET-D75LE10 Zoom lens		ET-D75LE20/ ET-D3LES20 Zoom lens		ET-D75LE30 Zoom lens		ET-D75LE40 Zoom lens		ET-D75LE8/ ET-D3LET80 Zoom lens		ET-D3LEW50 Fixed-focus lens	Except ET-D75LE6/ ET-D3LEW60		ET-D75LE6/ ET-D3LEW60		
[m] / [in]	min.	max.	min.	max.	min.	max.	min.	max.	min.	max.	min.	max.	min.	max.						
1.78 / 70	1.51	1.80	2.04	2.81	2.10	2.72	2.72	3.96	3.93	7.66	7.58	12.18	11.99	22.82	1.12	-0.14	-1.01	-0.14	-1.01	0.44
2.03 / 80	1.73	2.07	2.35	3.23	2.42	3.13	3.12	4.54	4.51	8.78	8.69	13.94	13.75	26.13	1.29	-0.16	-1.16	-0.16	-1.16	0.50
2.29 / 90	1.95	2.33	2.65	3.64	2.73	3.53	3.52	5.12	5.08	9.90	9.79	15.70	15.52	29.45	1.46	-0.18	-1.30	-0.18	-1.30	0.56
2.54 / 100	2.18	2.60	2.96	4.06	3.04	3.94	3.92	5.70	5.66	11.02	10.90	17.47	17.29	32.76	1.63	-0.20	-1.44	-0.20	-1.44	0.62
3.05 / 120	2.62	3.13	3.57	4.89	3.67	4.74	4.72	6.86	6.82	13.26	13.11	20.99	20.82	39.38	1.97	-0.24	-1.73	-0.24	-1.73	0.75
3.81 / 150	3.29	3.94	4.48	6.14	4.61	5.96	5.92	8.61	8.55	16.62	16.43	26.28	26.13	49.32	2.48	-0.30	-2.17	-0.30	-2.17	0.93
5.08 / 200	4.41	5.27	6.00	8.22	6.17	7.98	7.92	11.52	11.44	22.22	21.96	35.10	34.97	65.88	3.33	-0.40	-2.89	-0.40	-2.89	1.25
6.35 / 250	5.52	6.61	7.53	10.30	7.74	10.00	9.92	14.43	14.32	27.82	27.49	43.91	43.80	82.43	4.17	-0.50	-3.61	-0.50	-3.61	1.56
7.62 / 300	6.64	7.95	9.05	12.38	9.30	12.02	11.93	17.33	17.21	33.42	33.01	52.73	52.64	98.99	5.02	-0.60	-4.33	-0.60	-4.33	1.87
8.89 / 350	7.75	9.28	10.57	14.46	10.86	14.05	13.93	20.24	20.10	39.02	38.54	61.54	61.48	115.55	5.87	-0.70	-5.06	-0.70	-5.06	2.18
10.16 / 400	8.87	10.62	12.09	16.54	12.43	16.07	15.93	23.15	22.99	44.62	44.07	70.36	70.32	132.11	6.72	-0.80	-5.78	-0.80	-5.78	2.49
12.70 / 500	11.10	13.30	15.14	20.70	15.56	20.11	19.93	28.97	28.76	55.82	55.13	87.98	87.99	165.23	8.42	-1.00	-7.22	-1.00	-7.22	3.11
15.24 / 600	13.33	15.97	18.18	24.86	18.69	24.16	23.94	34.78	34.54	67.02	66.19	105.61	105.67	198.35	10.12	-1.20	-8.67	-1.20	-8.67	3.74
25.40 / 1000	22.26	26.66	30.36	41.51	31.20	40.33	39.95	58.05	57.64	111.82	110.42	176.13	176.37	—	16.91	-1.99	-14.45	-1.99	-14.45	6.23

Unit: feet

Screen size (diagonal)	Distance to screen (L)														Height from the edge of screen to center of lens (H)					
	Zoom												Fixed-focus		Zoom lenses		Fixed-focus lens			
	ET-D75LE6/ ET-D3LEW60 Zoom lens		ET-D3LEW10 Zoom lens		ET-D75LE10 Zoom lens		ET-D75LE20/ ET-D3LES20 Zoom lens		ET-D75LE30 Zoom lens		ET-D75LE40 Zoom lens		ET-D75LE8/ ET-D3LET80 Zoom lens		ET-D3LEW50 Fixed-focus lens	Except ET-D75LE6/ ET-D3LEW60		ET-D75LE6/ ET-D3LEW60		
[m] / [in]	min.	max.	min.	max.	min.	max.	min.	max.	min.	max.	min.	max.	min.	max.						
1.78 / 70	5.0	5.9	6.7	9.2	6.9	8.9	8.9	13.0	12.9	25.1	24.9	40.0	39.3	74.9	3.7	-0.5	-3.3	-0.5	-3.3	1.4
2.03 / 80	5.7	6.8	7.7	10.6	7.9	10.3	10.2	14.9	14.8	28.8	28.5	45.7	45.1	85.7	4.2	-0.5	-3.8	-0.5	-3.8	1.6
2.29 / 90	6.4	7.6	8.7	11.9	9.0	11.6	11.5	16.8	16.7	32.5	32.1	51.5	50.9	96.6	4.8	-0.6	-4.3	-0.6	-4.3	1.8
2.54 / 100	7.2	8.5	9.7	13.3	10.0	12.9	12.9	18.7	18.6	36.2	35.8	57.3	56.7	107.5	5.3	-0.7	-4.7	-0.7	-4.7	2.0
3.05 / 120	8.6	10.3	11.7	16.0	12.0	15.6	15.5	22.5	22.4	43.5	43.0	68.9	68.3	129.2	6.5	-0.8	-5.7	-0.8	-5.7	2.5
3.81 / 150	10.8	12.9	14.7	20.1	15.1	19.6	19.4	28.2	28.1	54.5	53.9	86.2	85.7	161.8	8.1	-1.0	-7.1	-1.0	-7.1	3.1
5.08 / 200	14.5	17.3	19.7	27.0	20.2	26.2	26.0	37.8	37.5	72.9	72.0	115.2	114.7	216.1	10.9	-1.3	-9.5	-1.3	-9.5	4.1
6.35 / 250	18.1	21.7	24.7	33.8	25.4	32.8	32.5	47.3	47.0	91.3	90.2	144.1	143.7	270.4	13.7	-1.6	-11.8	-1.6	-11.8	5.1
7.62 / 300	21.8	26.1	29.7	40.6	30.5	39.4	39.1	56.9	56.5	109.6	108.3	173.0	172.7	324.8	16.5	-2.0	-14.2	-2.0	-14.2	6.1
8.89 / 350	25.4	30.4	34.7	47.4	35.6	46.1	45.7	66.4	65.9	128.0	126.4	201.9	201.7	379.1	19.3	-2.3	-16.6	-2.3	-16.6	7.2
10.16 / 400	29.1	34.8	39.7	54.3	40.8	52.7	52.3	76.0	75.4	146.4	144.6	230.8	230.7	433.4	22.0	-2.6	-19.0	-2.6	-19.0	8.2
12.70 / 500	36.4	43.6	49.7	67.9	51.0	66.0	65.4	95.0	94.4	183.1	180.9	288.6	288.7	542.1	27.6	-3.3	-23.7	-3.3	-23.7	10.2
15.24 / 600	43.7	52.4	59.6	81.6	61.3	79.3	78.5	114.1	113.3	219.9	217.2	346.5	346.7	650.8	33.2	-3.9	-28.4	-3.9	-28.4	12.3
25.40 / 1000	73.0	87.5	99.6	136.2	102.4	132.3	131.1	190.5	189.1	366.9	362.3	577.9	578.6	—	55.5	-6.5	-47.4	-6.5	-47.4	20.4

- The value for L (distance to screen) varies slightly within ±5% depending on the zoom lens characteristics.
 - At the shortest projection distance, the zoom lens characteristics may cause slight image distortion.
 - When vertical keystone correction is used, the image is corrected in the direction that reduces its projected size.
- NOTE: When the ET-D3LEW50 is mounted, the optical lens shift function cannot be used.

Calculation of the projection distance

For a screen size different from the above, use the equation below to calculate the projection distance.

Aspect ratio 16:10

Zoom lenses

ET-D75LE6/ ET-D3LEW60	minimum maximum	$L (m) = (\text{diagonal screen size in inches}) \times 0.0217 - 0.0566$ $L (m) = (\text{diagonal screen size in inches}) \times 0.0260 - 0.0736$
ET-D3LEW10	minimum maximum	$L (m) = (\text{diagonal screen size in inches}) \times 0.0284 - 0.0867$ $L (m) = (\text{diagonal screen size in inches}) \times 0.0405 - 0.1025$
ET-D75LE10	minimum maximum	$L (m) = (\text{diagonal screen size in inches}) \times 0.0304 - 0.0857$ $L (m) = (\text{diagonal screen size in inches}) \times 0.0393 - 0.1085$
ET-D75LE20/ ET-D3LES20	minimum maximum	$L (m) = (\text{diagonal screen size in inches}) \times 0.0389 - 0.0832$ $L (m) = (\text{diagonal screen size in inches}) \times 0.0566 - 0.1162$
ET-D75LE30	minimum maximum	$L (m) = (\text{diagonal screen size in inches}) \times 0.0562 - 0.1131$ $L (m) = (\text{diagonal screen size in inches}) \times 0.1090 - 0.1765$
ET-D75LE40	minimum maximum	$L (m) = (\text{diagonal screen size in inches}) \times 0.1076 - 0.1577$ $L (m) = (\text{diagonal screen size in inches}) \times 0.1715 - 0.1615$
ET-D75LE8/ ET-D3LET80	minimum maximum	$L (m) = (\text{diagonal screen size in inches}) \times 0.1720 - 0.3862$ $L (m) = (\text{diagonal screen size in inches}) \times 0.3222 - 0.3598$

Fixed-focus lens

ET-D3LEW50	$L (m) = (\text{diagonal screen size in inches}) \times 0.0165 - 0.0713$
------------	--

Aspect ratio 16:9

Zoom lenses

ET-D75LE6/ ET-D3LEW60	minimum maximum	$L (m) = (\text{diagonal screen size in inches}) \times 0.0223 - 0.0566$ $L (m) = (\text{diagonal screen size in inches}) \times 0.0267 - 0.0736$
ET-D3LEW10	minimum maximum	$L (m) = (\text{diagonal screen size in inches}) \times 0.0304 - 0.0867$ $L (m) = (\text{diagonal screen size in inches}) \times 0.0416 - 0.1025$
ET-D75LE10	minimum maximum	$L (m) = (\text{diagonal screen size in inches}) \times 0.0313 - 0.0857$ $L (m) = (\text{diagonal screen size in inches}) \times 0.0404 - 0.1085$
ET-D75LE20/ ET-D3LES20	minimum maximum	$L (m) = (\text{diagonal screen size in inches}) \times 0.0400 - 0.0832$ $L (m) = (\text{diagonal screen size in inches}) \times 0.0582 - 0.1162$
ET-D75LE30	minimum maximum	$L (m) = (\text{diagonal screen size in inches}) \times 0.0577 - 0.1131$ $L (m) = (\text{diagonal screen size in inches}) \times 0.1120 - 0.1765$
ET-D75LE40	minimum maximum	$L (m) = (\text{diagonal screen size in inches}) \times 0.1106 - 0.1577$ $L (m) = (\text{diagonal screen size in inches}) \times 0.1763 - 0.1615$
ET-D75LE8/ ET-D3LET80	minimum maximum	$L (m) = (\text{diagonal screen size in inches}) \times 0.1768 - 0.3862$ $L (m) = (\text{diagonal screen size in inches}) \times 0.3312 - 0.3598$

Fixed-focus lens

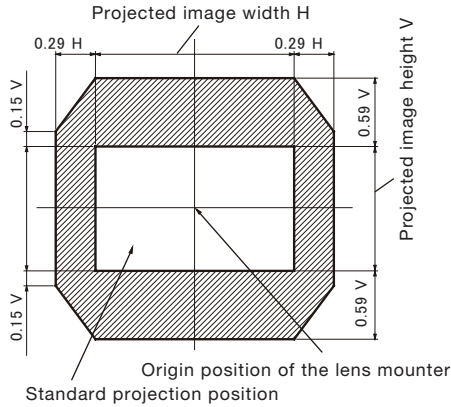
ET-D3LEW50	$L (m) = (\text{diagonal screen size in inches}) \times 0.0170 - 0.0713$
------------	--

- Distances calculated with the above equations will include slight deviations.

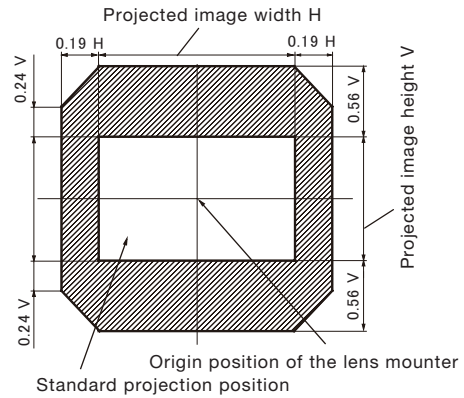
Shift range

Optical axis shift function allows to shift the position of a projected image as shown below.

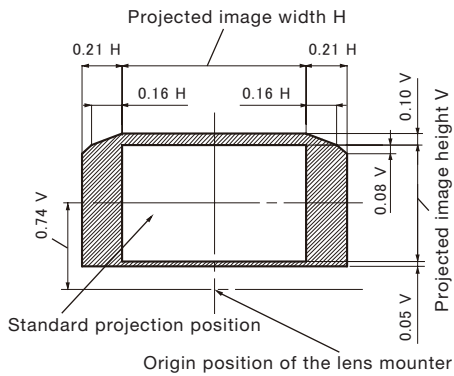
**ET-D3LET80, ET-D3LEW10, ET-D3LES20,
ET-D75LE8, ET-D75LE10, ET-D75LE20,
ET-D75LE30, ET-D75LE40**



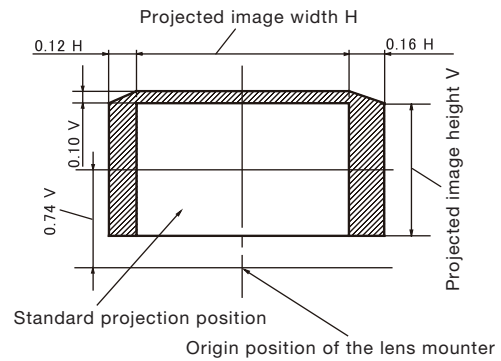
ET-D3LEW60, ET-D75LE6



ET-D75LE95



ET-D75LE90

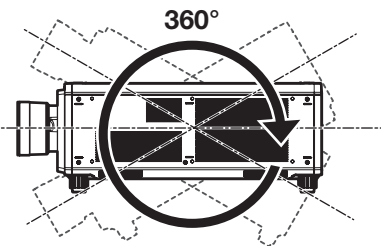


NOTE: Because the ET-D3LEW50 is a fixed short-throw lens, the lens shift function cannot be used with it.

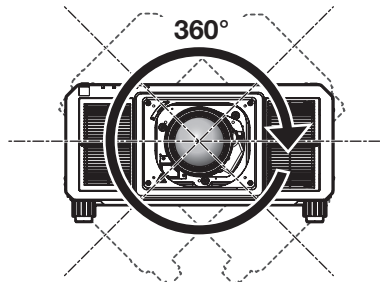
Installable angle

Install the projector at an angle within the range shown below.

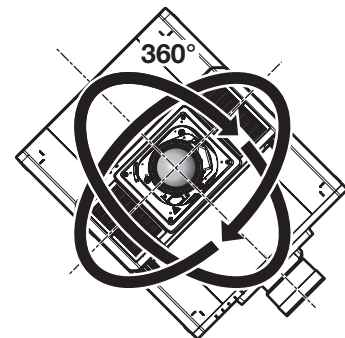
FULL 360-degree projection



Vertical 360-deg.



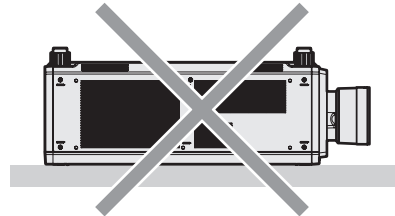
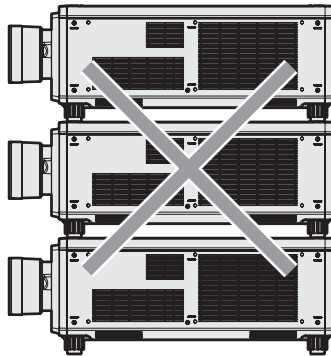
Horizontal 360-deg.



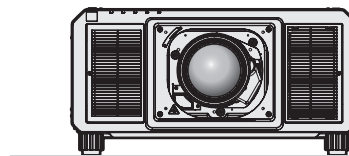

**Tilting 360-deg.
(V&H combination)**

Notes on projector placement and operation

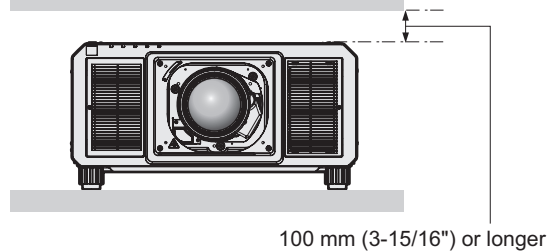
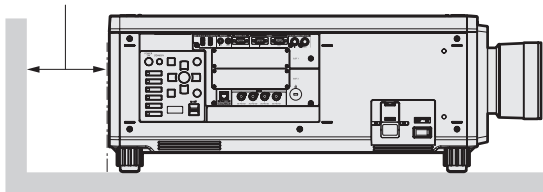
- Prevent hot and cool air from the air conditioning system to blow directly to the ventilation ports (intake and exhaust) of the projector.



500 mm (19-11/16") or longer 500 mm (19-11/16") or longer



500 mm (19-11/16") or longer



100 mm (3-15/16") or longer

- Do not install the projector in a confined space. When installing the projector in a confined space, provide air conditioning or ventilation separately. Exhaust heat may accumulate when the ventilation is not enough, triggering the protection circuit of the projector.

List of compatible signals

The following table specifies the video signals that the projector can project. For details of SDI signal, refer to “List of single link SDI compatible signals”, “List of dual link SDI compatible signals”, “List of quad link SDI compatible signals”. This projector supports the signal with ✓ in the compatible signal column.

- The content of the compatible signal column is as follows.
 - 1: Single link (displays one image using one input signal.)
 - 2: Dual link (displays one image using two input signals.)
 - 3: Quad link (displays one image using four input signals.)

Signal name (SIGNAL FORMAT)	Resolution (Dots)	Scanning freq. H (KHz)	Scanning freq. V (Hz)	Dot clock freq. (MHz)	Compatible signal						
					DIGITAL LINK 1	1	HDMI*1 2	3	1	DVI-D*2 2	3
480/60i	720(1440)x 480i*3	15.7	59.9	27.0	✓	✓	—	—	✓	—	—
576/50i	720(1440)x 576i*3	15.6	50.0	27.0	✓	✓	—	—	✓	—	—
480/60p	720 x 480	31.5	59.9	27.0	✓	✓	—	—	✓	—	—
576/50p	720 x 576	31.3	50.0	27.0	✓	✓	—	—	✓	—	—
720/60p	1280 x 720	45.0	60.0*4	74.3	✓	✓	—	—	✓	—	—
720/50p	1280 x 720	37.5	50.0	74.3	✓	✓	—	—	✓	—	—
720/120p	1280 x 720	90.0	120.0*4	148.5	—	✓	—	—	—	—	—
1080/60i	1920 x 1080i	33.8	60.0*4	74.3	✓	✓	—	—	✓	—	—
1080/50i	1920 x 1080i	28.1	50.0	74.3	✓	✓	—	—	✓	—	—
1080/24p	1920 x 1080	27.0	24.0*4	74.3	✓	✓	—	—	✓	—	—
1080/24sF	1920 x 1080i	27.0	48.0*4	74.3	✓	✓	—	—	✓	—	—
1080/25p	1920 x 1080	28.1	25.0	74.3	✓	✓	—	—	✓	—	—
1080/30p	1920 x 1080	33.8	30.0*4	74.3	✓	✓	—	—	✓	—	—
1080/60p	1920 x 1080	67.5	60.0*4	148.5	✓	✓	—	—	✓	—	—
1080/50p	1920 x 1080	56.3	50.0	148.5	✓	✓	—	—	✓	—	—
1080/120p	1920 x 1080	135.0	120.0*4	297.0	—	✓	—	—	—	—	—
2K/24p	2048 x 1080	27.0	24.0*4	74.3	✓	✓	—	—	✓	—	—
2K/25p	2048 x 1080	28.1	25.0	74.3	✓	✓	—	—	✓	—	—
2K/30p	2048 x 1080	33.8	30.0*4	74.3	✓	✓	—	—	✓	—	—
2K/48p	2048 x 1080	54.0	48.0*4	148.5	✓	✓	—	—	✓	—	—
2K/60p	2048 x 1080	67.5	60.0*4	148.5	✓	✓	—	—	✓	—	—
2K/50p	2048 x 1080	56.3	50.0	148.5	✓	✓	—	—	✓	—	—
3840 x 2160/24p	3840 x 2160	54.0	24.0*4	297.0	✓	✓	✓	✓	—	✓	✓
3840 x 2160/25p	3840 x 2160	56.3	25.0	297.0	✓	✓	✓	✓	—	✓	✓
3840 x 2160/30p	3840 x 2160	67.5	30.0*4	297.0	✓	✓	✓	✓	—	✓	✓
3840 x 2160/60p	3840 x 2160	135.0	60.0*4	297.0	✓*5	✓*5	—	—	—	—	—
	3840 x 2160	135.0	60.0*4	594.0	—	✓	✓	✓	—	—	✓
3840 x 2160/50p	3840 x 2160	112.5	50.0	297.0	✓*5	✓*5	—	—	—	—	—
	3840 x 2160	112.5	50.0	594.0	—	✓	✓	✓	—	—	✓
4096 x 2160/24p	4096 x 2160	54.0	24.0*4	297.0	✓	✓	✓	✓	—	✓	✓
4096 x 2160/25p	4096 x 2160	56.3	25.0	297.0	✓	✓	✓	✓	—	✓	✓
4096 x 2160/30p	4096 x 2160	67.5	30.0*4	297.0	✓	✓	✓	✓	—	✓	✓
4096 x 2160/60p	4096 x 2160	135.0	60.0*4	297.0	✓*5	✓*5	—	—	—	—	—
	4096 x 2160	135.0	60.0*4	594.0	—	✓	✓	✓	—	—	✓
4096 x 2160/50p	4096 x 2160	112.5	50.0	297.0	✓*5	✓*5	—	—	—	—	—
	4096 x 2160	112.5	50.0	594.0	—	✓	✓	✓	—	—	✓
640 x 400/70	640 x 400	31.5	70.1	25.2	✓	✓	—	—	✓	—	—
640 x 400/85	640 x 400	37.9	85.1	31.5	✓	✓	—	—	✓	—	—
640 x 480/60	640 x 480	31.5	59.9	25.2	✓	✓	—	—	✓	—	—
640 x 480/67	640 x 480	35.0	66.7	30.2	✓	✓	—	—	✓	—	—
640 x 480/73	640 x 480	37.9	72.8	31.5	✓	✓	—	—	✓	—	—
640 x 480/75	640 x 480	37.5	75.0	31.5	✓	✓	—	—	✓	—	—
640 x 480/85	640 x 480	43.3	85.0	36.0	✓	✓	—	—	✓	—	—
800 x 600/56	800 x 600	35.2	56.3	36.0	✓	✓	—	—	✓	—	—
800 x 600/60	800 x 600	37.9	60.3	40.0	✓	✓	—	—	✓	—	—
800 x 600/72	800 x 600	48.1	72.2	50.0	✓	✓	—	—	✓	—	—
800 x 600/75	800 x 600	46.9	75.0	49.5	✓	✓	—	—	✓	—	—
800 x 600/85	800 x 600	53.7	85.1	56.3	✓	✓	—	—	✓	—	—
832 x 624/75	832 x 624	49.7	74.6	57.3	✓	✓	—	—	✓	—	—

Signal name (SIGNAL FORMAT)	Resolution (Dots)	Scanning freq. H (KHz)	V (Hz)	Dot clock freq. (MHz)	Compatible signal						
					DIGITAL LINK 1	1	HDMI*1 2	3	1	DVI-D*2 2	3
1024 x 768/50	1024 x 768	39.6	50.0	51.9	✓	✓	—	—	✓	—	—
1024 x 768/60	1024 x 768	48.4	60.0	65.0	✓	✓	—	—	✓	—	—
1024 x 768/70	1024 x 768	56.5	70.1	75.0	✓	✓	—	—	✓	—	—
1024 x 768/75	1024 x 768	60.0	75.0	78.8	✓	✓	—	—	✓	—	—
1024 x 768/82	1024 x 768	65.5	81.6	86.0	✓	✓	—	—	✓	—	—
1024 x 768/85	1024 x 768	68.7	85.0	94.5	✓	✓	—	—	✓	—	—
1024 x 768/100	1024 x 768	81.4	100.0	113.3	✓	✓	—	—	✓	—	—
1024 x 768/120	1024 x 768	98.8	120.0	139.1	✓	✓	—	—	✓	—	—
1152 x 864/60	1152 x 864	53.7	60.0	81.6	✓	✓	—	—	✓	—	—
1152 x 864/70	1152 x 864	64.0	70.0	94.2	✓	✓	—	—	✓	—	—
1152 x 864/75	1152 x 864	67.5	75.0	108.0	✓	✓	—	—	✓	—	—
1152 x 864/85	1152 x 864	77.1	85.0	119.7	✓	✓	—	—	✓	—	—
1152 x 870/75	1152 x 870	68.7	75.1	100.0	✓	✓	—	—	✓	—	—
1280 x 720/50	1280 x 720	37.1	49.8	60.5	✓	✓	—	—	✓	—	—
1280 x 720/60	1280 x 720	44.8	59.9	74.5	✓	✓	—	—	✓	—	—
1280 x 720/100	1280 x 720	76.3	100.0	131.8	✓	✓	—	—	✓	—	—
1280 x 720/120	1280 x 720	92.6	120.0	161.6	✓	✓	—	—	✓	—	—
1280 x 768/50	1280 x 768	39.6	49.9	65.3	✓	✓	—	—	✓	—	—
1280 x 768/60	1280 x 768	47.8	59.9	79.5	✓	✓	—	—	✓	—	—
	1280 x 768*6	47.4	60.0	68.3	✓	✓	—	—	✓	—	—
1280 x 768/75	1280 x 768	60.3	74.9	102.3	✓	✓	—	—	✓	—	—
1280 x 768/85	1280 x 768	68.6	84.8	117.5	✓	✓	—	—	✓	—	—
1280 x 800/50	1280 x 800	41.3	50.0	68.0	✓	✓	—	—	✓	—	—
1280 x 800/60	1280 x 800	49.7	59.8	83.5	✓	✓	—	—	✓	—	—
	1280 x 800*6	49.3	59.9	71.0	✓	✓	—	—	✓	—	—
1280 x 800/75	1280 x 800	62.8	74.9	106.5	✓	✓	—	—	✓	—	—
1280 x 800/85	1280 x 800	71.6	84.9	122.5	✓	✓	—	—	✓	—	—
1280 x 960/60	1280 x 960	60.0	60.0	108.0	✓	✓	—	—	✓	—	—
1280 x 1024/50	1280 x 1024	52.4	50.0	88.0	✓	✓	—	—	✓	—	—
1280 x 1024/60	1280 x 1024	64.0	60.0	108.0	✓	✓	—	—	✓	—	—
1280 x 1024/66	1280 x 1024	72.3	66.3	125.0	✓	✓	—	—	✓	—	—
1280 x 1024/72	1280 x 1024	78.2	72.0	135.1	✓	✓	—	—	✓	—	—
1280 x 1024/75	1280 x 1024	80.0	75.0	135.0	✓	✓	—	—	✓	—	—
1280 x 1024/85	1280 x 1024	91.1	85.0	157.5	✓	✓	—	—	✓	—	—
1366 x 768/50	1366 x 768	39.6	49.9	69.0	✓	✓	—	—	✓	—	—
1366 x 768/60	1366 x 768	47.7	59.8	85.5	✓	✓	—	—	✓	—	—
1400 x 1050/50	1400 x 1050	54.1	50.0	99.9	✓	✓	—	—	✓	—	—
1400 x 1050/60	1400 x 1050	64.0	60.0	108.0	✓	✓	—	—	✓	—	—
	1400 x 1050	65.3	60.0	121.8	✓	✓	—	—	✓	—	—
	1400 x 1050	65.2	60.0	122.6	✓	✓	—	—	✓	—	—
1400 x 1050/72	1400 x 1050	78.8	72.0	149.3	✓	✓	—	—	✓	—	—
1400 x 1050/75	1400 x 1050	82.2	75.0	155.9	✓	✓	—	—	✓	—	—
1440 x 900/50	1440 x 900	46.3	49.9	86.8	✓	✓	—	—	✓	—	—
1440 x 900/60	1440 x 900	55.9	59.9	106.5	✓	✓	—	—	✓	—	—
1600 x 900/50	1600 x 900	46.4	49.9	96.5	✓	✓	—	—	✓	—	—
1600 x 900/60	1600 x 900	55.9	60.0	119.0	✓	✓	—	—	✓	—	—
1600 x 1200/50	1600 x 1200	61.8	49.9	131.5	✓	✓	—	—	✓	—	—
1600 x 1200/60	1600 x 1200	75.0	60.0	162.0	✓	✓	—	—	✓	—	—
1680 x 1050/50	1680 x 1050	54.1	50.0	119.5	✓	✓	—	—	✓	—	—
1680 x 1050/60	1680 x 1050	65.3	60.0	146.3	✓	✓	—	—	✓	—	—
1920 x 1080/50	1920 x 1080	55.6	49.9	141.5	✓	✓	—	—	✓	—	—
1920 x 1080/60	1920 x 1080*6	66.6	59.9	138.5	✓	✓	—	—	✓	—	—
	1920 x 1080	67.2	60.0	173.0	✓	✓	—	—	—	—	—
1920 x 1200/50	1920 x 1200	61.8	49.9	158.3	✓	✓	—	—	✓	—	—
1920 x 1200/60	1920 x 1200	74.6	59.9	193.3	✓	✓	—	—	—	—	—
1920 x 1200/60RB	1920 x 1200*6	74.0	60.0	154.0	✓	✓	—	—	✓	—	—

Signal name (SIGNAL FORMAT)	Resolution (Dots)	Scanning freq.		Dot clock freq. (MHz)	Compatible signal						
		H (KHz)	V (Hz)		DIGITAL LINK		HDMI*1		DVI-D*2		
					1	1	2	3	1	2	3
2560 x 1600/50	2560 x 1600	82.4	50.0	286.0	✓	✓	—	—	—	—	—
2560 x 1600/60	2560 x 1600 ^{*6}	98.7	60.0	268.5	✓	✓	—	—	—	—	—
3840 x 2400/30	3840 x 2400 ^{*6}	73.0	30.0	286.2	✓	✓	—	—	—	—	—
3840 x 2400/60	3840 x 2400	148.1	60.0	616.0	—	—	—	✓	—	—	✓
3840 x 2400/60	3840 x 2400 ^{*6}	148.1	60.0	592.5	—	✓	—	—	—	—	—
3840 x 2400/50	3840 x 2400	123.6	49.9	633.0	—	—	—	✓	—	—	✓
3840 x 2400/50	3840 x 2400 ^{*6}	122.9	50.0	481.6	—	✓	—	—	—	—	—

- *1 This is supported when the optional Interface Board for HDMI 2 input (Model No.: ET-MDNHM10) is installed in the slot.
Quad link is supported only when the optional Interface Board for HDMI 2 input (Model No.: ET-MDNHM10) is installed on both <SLOT 1> and <SLOT 2>.
- *2 This is supported when the optional Interface Board for DVI-D 2 input (Model No.: ET-MDNDV10) is installed in the slot.
Quad link is supported only when the optional Interface Board for DVI-D 2 input (Model No.: ET-MDNDV10) is installed on both <SLOT 1> and <SLOT 2>.
- *3 Pixel-Repetition signal (dot clock frequency 27.0 MHz) only
- *4 The signal with 1/1.001x vertical scanning frequency is also supported.
- *5 YPsPr 4:2:0 format only
- *6 VESA CVT-RB (Reduced Blanking)-compliant

NOTE:

- A signal with a different resolution is converted to the number of display dots. The number of display dots is as follows.
 - When the [ADVANCED MENU] menu → [QUAD PIXEL DRIVE] is set to [ON]: 5 120 x 3 200
 - When the [ADVANCED MENU] menu → [QUAD PIXEL DRIVE] is set to [OFF]: 2 560 x 1 600
- The “i” at the end of the resolution indicates an interlaced signal.
- When interlaced signals are connected, flickering may occur on the projected image.
- Following settings will be disabled and fixed to [OFF] when an image with 720/120p or 1080/120p is being displayed.
 - The [POSITION] menu → [GEOMETRY]
 - The [ADVANCED MENU] menu → [FRAME CREATION]
 - The [ADVANCED MENU] menu → [QUAD PIXEL DRIVE]
- Images with 720/120p and 1080/120p cannot be displayed in the windows while in the four-screen display mode. Even when a video signal with 720/120p or 1080/120p is being input as the HDMI input set in the windows, the projector will determine that there is no input signal.

List of plug and play compatible signals

The following table specifies the video signals compatible with plug and play. Signal with ✓ in the plug and play compatible signal column is the signal described in the EDID (extended display identification data) of the projector. For the signal without ✓ in the plug and play compatible signal column, the resolution may not be selected on the computer even if the projector is supporting it.

Signal name (SIGNAL FORMAT)	Resolution (Dots)	Scanning freq. H (KHz)	V (Hz)	Dot clock freq. (MHz)	Plug and play compatible signal								
					DIGITAL LINK			HDMI*1			DVI-D*2		
					4K/60p	4K/30p*3	2K	4K/60p*4	4K/30p	2K	EDID1	EDID2	EDID3
480/60i	720(1440)x 480*5	15.7	59.9	27.0	—	—	—	—	—	—	—	—	—
576/50i	720(1440)x 576i*5	15.6	50.0	27.0	—	—	—	—	—	—	—	—	—
480/60p	720 x 480	31.5	59.9	27.0	✓	✓	✓	✓	✓	✓	✓	—	✓
576/50p	720 x 576	31.3	50.0	27.0	✓	✓	✓	✓	✓	✓	✓	—	✓
720/60p	1280 x 720	45.0	60.0	74.3	✓	✓	✓	✓	✓	✓	✓	—	✓
720/50p	1280 x 720	37.5	50.0	74.3	✓	✓	✓	✓	✓	✓	✓	—	✓
720/120p	1280 x 720	90.0	120.0	148.5	—	—	—	—	—	—	—	—	—
1080/60i	1920 x 1080i	33.8	60.0	74.3	✓	✓	✓	✓	✓	✓	✓	—	✓
1080/50i	1920 x 1080i	28.1	50.0	74.3	✓	✓	✓	✓	✓	✓	✓	—	✓
1080/24p	1920 x 1080	27.0	24.0	74.3	✓	✓	✓	✓	✓	✓	✓	—	✓
1080/24sF	1920 x 1080i	27.0	48.0	74.3	—	—	—	—	—	—	—	—	—
1080/25p	1920 x 1080	28.1	25.0	74.3	✓	✓	✓	✓	✓	✓	✓	—	✓
1080/30p	1920 x 1080	33.8	30.0	74.3	✓	✓	✓	✓	✓	✓	✓	—	✓
1080/60p	1920 x 1080	67.5	60.0	148.5	✓	✓	✓	✓	✓	✓	✓	—	✓
1080/50p	1920 x 1080	56.3	50.0	148.5	✓	✓	✓	✓	✓	✓	✓	—	✓
1080/120p	1920 x 1080	135.0	120.0	297.0	—	—	—	—	—	—	—	—	—
2K/24p	2048 x 1080	27.0	24.0	74.3	—	—	—	—	—	—	—	—	—
2K/25p	2048 x 1080	28.1	25.0	74.3	—	—	—	—	—	—	—	—	—
2K/30p	2048 x 1080	33.8	30.0	74.3	—	—	—	—	—	—	—	—	—
2K/48p	2048 x 1080	54.0	48.0	148.5	—	—	—	—	—	—	—	—	—
2K/60p	2048 x 1080	67.5	60.0	148.5	—	—	—	—	—	—	—	—	—
2K/50p	2048 x 1080	56.3	50.0	148.5	—	—	—	—	—	—	—	—	—
3840 x 2160/24p	3840 x 2160	54.0	24.0	297.0	✓	✓	—	✓	✓	—	—	—	—
3840 x 2160/25p	3840 x 2160	56.3	25.0	297.0	✓	✓	—	✓	✓	—	—	—	—
3840 x 2160/30p	3840 x 2160	67.5	30.0	297.0	✓	✓	—	✓	✓	—	—	—	—
3840 x 2160/60p	3840 x 2160	135.0	60.0	297.0	✓*6	—	—	✓*6	—	—	—	—	—
	3840 x 2160	135.0	60.0	594.0	—	—	—	✓	—	—	—	—	—
3840 x 2160/50p	3840 x 2160	112.5	50.0	297.0	✓*6	—	—	✓*6	—	—	—	—	—
	3840 x 2160	112.5	50.0	594.0	—	—	—	✓	—	—	—	—	—
4096 x 2160/24p	4096 x 2160	54.0	24.0	297.0	✓	✓	—	✓	✓	—	—	—	—
4096 x 2160/25p	4096 x 2160	56.3	25.0	297.0	✓	✓	—	✓	✓	—	—	—	—
4096 x 2160/30p	4096 x 2160	67.5	30.0	297.0	✓	✓	—	✓	✓	—	—	—	—
4096 x 2160/60p	4096 x 2160	135.0	60.0	297.0	✓*6	—	—	✓*6	—	—	—	—	—
	4096 x 2160	135.0	60.0	594.0	—	—	—	✓	—	—	—	—	—
4096 x 2160/50p	4096 x 2160	112.5	50.0	297.0	✓*6	—	—	✓*6	—	—	—	—	—
	4096 x 2160	112.5	50.0	594.0	—	—	—	✓	—	—	—	—	—
640 x 400/70	640 x 400	31.5	70.1	25.2	—	—	—	—	—	—	—	—	—
640 x 400/85	640 x 400	37.9	85.1	31.5	—	—	—	—	—	—	—	—	—
640 x 480/60	640 x 480	31.5	59.9	25.2	✓	✓	✓	✓	✓	✓	✓	✓	✓
640 x 480/67	640 x 480	35.0	66.7	30.2	—	—	—	—	—	—	—	—	—
640 x 480/73	640 x 480	37.9	72.8	31.5	✓	✓	✓	✓	✓	✓	—	✓	✓
640 x 480/75	640 x 480	37.5	75.0	31.5	✓	✓	✓	✓	✓	✓	—	✓	✓
640 x 480/85	640 x 480	43.3	85.0	36.0	—	—	—	—	—	—	—	—	—
800 x 600/56	800 x 600	35.2	56.3	36.0	✓	✓	✓	✓	✓	✓	—	✓	✓
800 x 600/60	800 x 600	37.9	60.3	40.0	✓	✓	✓	✓	✓	✓	—	✓	✓
800 x 600/72	800 x 600	48.1	72.2	50.0	✓	✓	✓	✓	✓	✓	—	✓	✓
800 x 600/75	800 x 600	46.9	75.0	49.5	✓	✓	✓	✓	✓	✓	—	✓	✓
800 x 600/85	800 x 600	53.7	85.1	56.3	—	—	—	—	—	—	—	—	—
832 x 624/75	832 x 624	49.7	74.6	57.3	✓	✓	✓	✓	✓	✓	—	✓	✓

Signal name (SIGNAL FORMAT)	Resolution (Dots)	Scanning freq. H (KHz)	Scanning freq. V (Hz)	Dot clock freq. (MHz)	Plug and play compatible signal								
					DIGITAL LINK			HDMI*1			DVI-D*2		
					4K/60p	4K/30p*3	2K	4K/60p*4	4K/30p	2K	EDID1	EDID2	EDID3
1024 x 768/50	1024 x 768	39.6	50.0	51.9	—	—	—	—	—	—	—	—	—
1024 x 768/60	1024 x 768	48.4	60.0	65.0	✓	✓	✓	✓	✓	✓	—	✓	✓
1024 x 768/70	1024 x 768	56.5	70.1	75.0	✓	✓	✓	✓	✓	✓	—	✓	✓
1024 x 768/75	1024 x 768	60.0	75.0	78.8	✓	✓	✓	✓	✓	✓	—	✓	✓
1024 x 768/82	1024 x 768	65.5	81.6	86.0	—	—	—	—	—	—	—	—	—
1024 x 768/85	1024 x 768	68.7	85.0	94.5	—	—	—	—	—	—	—	—	—
1024 x 768/100	1024 x 768	81.4	100.0	113.3	—	—	—	—	—	—	—	—	—
1024 x 768/120	1024 x 768	98.8	120.0	139.1	✓	✓	—	✓	✓	✓	—	✓	✓
1152 x 864/60	1152 x 864	53.7	60.0	81.6	—	—	—	—	—	—	—	—	—
1152 x 864/70	1152 x 864	64.0	70.0	94.2	—	—	—	—	—	—	—	—	—
1152 x 864/75	1152 x 864	67.5	75.0	108.0	—	—	—	—	—	—	—	—	—
1152 x 864/85	1152 x 864	77.1	85.0	119.7	—	—	—	—	—	—	—	—	—
1152 x 870/75	1152 x 870	68.7	75.1	100.0	✓	✓	✓	✓	✓	✓	—	✓	✓
1280 x 720/50	1280 x 720	37.1	49.8	60.5	—	—	—	—	—	—	—	—	—
1280 x 720/60	1280 x 720	44.8	59.9	74.5	—	—	—	—	—	—	—	—	—
1280 x 720/100	1280 x 720	76.3	100.0	131.8	—	—	—	—	—	—	—	—	—
1280 x 720/120	1280 x 720	92.6	120.0	161.6	—	—	—	—	—	—	—	—	—
1280 x 768/50	1280 x 768	39.6	49.9	65.3	—	—	—	—	—	—	—	—	—
1280 x 768/60	1280 x 768	47.8	59.9	79.5	—	—	—	—	—	—	—	—	—
	1280 x 768*7	47.4	60.0	68.3	—	—	—	—	—	—	—	—	—
1280 x 768/75	1280 x 768	60.3	74.9	102.3	—	—	—	—	—	—	—	—	—
1280 x 768/85	1280 x 768	68.6	84.8	117.5	—	—	—	—	—	—	—	—	—
1280 x 800/50	1280 x 800	41.3	50.0	68.0	—	—	—	—	—	—	—	—	—
1280 x 800/60	1280 x 800	49.7	59.8	83.5	—	—	—	—	—	—	—	—	—
	1280 x 800*7	49.3	59.9	71.0	—	—	—	—	—	—	—	—	—
1280 x 800/75	1280 x 800	62.8	74.9	106.5	—	—	—	—	—	—	—	—	—
1280 x 800/85	1280 x 800	71.6	84.9	122.5	—	—	—	—	—	—	—	—	—
1280 x 960/60	1280 x 960	60.0	60.0	108.0	—	—	—	—	—	—	—	—	—
1280 x 1024/50	1280 x 1024	52.4	50.0	88.0	—	—	—	—	—	—	—	—	—
1280 x 1024/60	1280 x 1024	64.0	60.0	108.0	—	—	—	—	—	—	—	—	—
1280 x 1024/66	1280 x 1024	72.3	66.3	125.0	—	—	—	—	—	—	—	—	—
1280 x 1024/72	1280 x 1024	78.2	72.0	135.1	—	—	—	—	—	—	—	—	—
1280 x 1024/75	1280 x 1024	80.0	75.0	135.0	✓	✓	✓	✓	✓	✓	—	✓	✓
1280 x 1024/85	1280 x 1024	91.1	85.0	157.5	—	—	—	—	—	—	—	—	—
1366 x 768/50	1366 x 768	39.6	49.9	69.0	—	—	—	—	—	—	—	—	—
1366 x 768/60	1366 x 768	47.7	59.8	85.5	—	—	—	—	—	—	—	—	—
1400 x 1050/50	1400 x 1050	54.1	50.0	99.9	—	—	—	—	—	—	—	—	—
	1400 x 1050	64.0	60.0	108.0	—	—	—	—	—	—	—	—	—
1400 x 1050/60	1400 x 1050	65.3	60.0	121.8	—	—	—	—	—	—	—	—	—
	1400 x 1050	65.2	60.0	122.6	✓	✓	✓	✓	✓	✓	—	✓	✓
1400 x 1050/72	1400 x 1050	78.8	72.0	149.3	—	—	—	—	—	—	—	—	—
1400 x 1050/75	1400 x 1050	82.2	75.0	155.9	—	—	—	—	—	—	—	—	—
1440 x 900/50	1440 x 900	46.3	49.9	86.8	—	—	—	—	—	—	—	—	—
1440 x 900/60	1440 x 900	55.9	59.9	106.5	—	—	—	—	—	—	—	—	—
1600 x 900/50	1600 x 900	46.4	49.9	96.5	—	—	—	—	—	—	—	—	—
1600 x 900/60	1600 x 900	55.9	60.0	119.0	✓	✓	✓	✓	✓	✓	—	✓	✓
1600 x 1200/50	1600 x 1200	61.8	49.9	131.5	—	—	—	—	—	—	—	—	—
1600 x 1200/60	1600 x 1200	75.0	60.0	162.0	✓	✓	✓	✓	✓	✓	—	✓	✓
1680 x 1050/50	1680 x 1050	54.1	50.0	119.5	—	—	—	—	—	—	—	—	—
1680 x 1050/60	1680 x 1050	65.3	60.0	146.3	—	—	—	—	—	—	—	—	—
1920 x 1080/50	1920 x 1080	55.6	49.9	141.5	—	—	—	—	—	—	—	—	—
	1920 x 1080*7	66.6	59.9	138.5	—	—	—	—	—	—	—	—	—
1920 x 1080/60	1920 x 1080	67.2	60.0	173.0	—	—	—	—	—	—	—	—	—
1920 x 1200/50	1920 x 1200	61.8	49.9	158.3	—	—	—	—	—	—	—	—	—
1920 x 1200/60	1920 x 1200	74.6	59.9	193.3	—	—	—	—	—	—	—	—	—
1920 x 1200/60RB	1920 x 1200*7	74.0	60.0	154.0	✓	✓	✓	✓	✓	✓	—	✓	✓

Signal name (SIGNAL FORMAT)	Resolution (Dots)	Scanning freq.		Dot clock freq. (MHz)	Plug and play compatible signal								
		H (KHz)	V (Hz)		DIGITAL LINK			HDMI*1		DVI-D*2			
					4K/60p	4K/30p*3	2K	4K/60p*4	4K/30p	2K	EDID1	EDID2	EDID3
2560 x 1600/50	2560 x 1600	82.4	50.0	286.0	—	—	—	—	—	—	—	—	—
2560 x 1600/60	2560 x 1600*7	98.7	60.0	268.5	✓	✓	—	✓	✓	—	—	—	—
3840 x 2400/30	3840 x 2400*7	73.0	30.0	286.2	—	—	—	—	—	—	—	—	—
3840 x 2400/60	3840 x 2400	74.0	60.0	616.0	—	—	—	—	—	—	—	—	—
3840 x 2400/60	3840 x 2400*7	148.1	60.0	592.5	—	—	—	—	—	—	—	—	—
3840 x 2400/50	3840 x 2400	61.8	49.9	633.0	—	—	—	—	—	—	—	—	—
3840 x 2400/50	3840 x 2400*7	122.9	50.0	481.6	—	—	—	—	—	—	—	—	—

*1 This is supported when the optional Interface Board for HDMI 2 input (Model No.: ET-MDNHM10) is installed in the slot.

*2 This is supported when the optional Interface Board for DVI-D 2 input (Model No.: ET-MDNDV10) is installed in the slot.

*3 4K/30p indicates 4K/30p/SDR and 4K/30p/HDR.

*4 4K/60p indicates 4K/60p/SDR and 4K/60p/HDR.

*5 Pixel-Repetition signal (dot clock frequency 27.0 MHz) only

*6 YPbPr 4:2:0 format only

*7 VESA CVT-RB (Reduced Blanking) compliant

List of single link SDI compatible signals

The following table specifies the single link SDI signals that the projector can project. In addition to the standard SDI input, this supports the input from the optional 3G-SDI Terminal Board with Audio (Model No.: TY-TBN03G) installed in the slot.

Signal name (SIGNAL FORMAT)	Resolution (Dots)	Scanning freq. H (KHz)	V (Hz)	Dot clock freq. (MHz)	4K division	Format	Color format	Sampling
480/60i	720 x 480i	15.7	59.9	27.0	—	SD-SDI	YC _B Cr	4:2:2 10bit
576/50i	720 x 576i	15.6	50.0	27.0	—	SD-SDI	YC _B Cr	4:2:2 10bit
720/60p	1280 x 720	45.0	60.0 ^{*1}	74.3 ^{*1}	—	HD-SDI	YP _B Pr	4:2:2 10bit
720/50p	1280 x 720	37.5	50.0	27.0	—	HD-SDI	YP _B Pr	4:2:2 10bit
1080/60i	1920 x 1080i	33.8	60.0 ^{*1}	74.3 ^{*1}	—	HD-SDI	YP _B Pr	4:2:2 10bit
	1920 x 1080i	33.8	60.0 ^{*1}	74.3 ^{*1}	—	3G-SDI Level-A	YP _B Pr	4:4:4 10bit
	1920 x 1080i	33.8	60.0 ^{*1}	74.3 ^{*1}	—	3G-SDI Level-B	YP _B Pr	4:4:4 10bit
	1920 x 1080i	33.8	60.0 ^{*1}	74.3 ^{*1}	—	3G-SDI Level-A	YP _B Pr	4:4:4 12bit
	1920 x 1080i	33.8	60.0 ^{*1}	74.3 ^{*1}	—	3G-SDI Level-B	YP _B Pr	4:4:4 12bit
	1920 x 1080i	33.8	60.0 ^{*1}	74.3 ^{*1}	—	3G-SDI Level-A	RGB	4:4:4 10bit
	1920 x 1080i	33.8	60.0 ^{*1}	74.3 ^{*1}	—	3G-SDI Level-B	RGB	4:4:4 10bit
	1920 x 1080i	33.8	60.0 ^{*1}	74.3 ^{*1}	—	3G-SDI Level-A	RGB	4:4:4 12bit
1080/50i	1920 x 1080i	28.1	50.0	74.3	—	HD-SDI	YP _B Pr	4:2:2 10bit
	1920 x 1080i	28.1	50.0	74.3	—	3G-SDI Level-A	YP _B Pr	4:4:4 10bit
	1920 x 1080i	28.1	50.0	74.3	—	3G-SDI Level-B	YP _B Pr	4:4:4 10bit
	1920 x 1080i	28.1	50.0	74.3	—	3G-SDI Level-A	YP _B Pr	4:4:4 12bit
	1920 x 1080i	28.1	50.0	74.3	—	3G-SDI Level-B	YP _B Pr	4:4:4 12bit
	1920 x 1080i	28.1	50.0	74.3	—	3G-SDI Level-A	RGB	4:4:4 10bit
	1920 x 1080i	28.1	50.0	74.3	—	3G-SDI Level-B	RGB	4:4:4 10bit
	1920 x 1080i	28.1	50.0	74.3	—	3G-SDI Level-A	RGB	4:4:4 12bit
1080/24p	1920 x 1080i	28.1	50.0	74.3	—	3G-SDI Level-B	RGB	4:4:4 12bit
	1920 x 1080	27.0	24.0 ^{*1}	74.3	—	HD-SDI	YP _B Pr	4:2:2 10bit
	1920 x 1080	27.0	24.0 ^{*1}	74.3	—	3G-SDI Level-A	YP _B Pr	4:4:4 10bit
	1920 x 1080	27.0	24.0 ^{*1}	74.3	—	3G-SDI Level-B	YP _B Pr	4:4:4 10bit
	1920 x 1080	27.0	24.0 ^{*1}	74.3	—	3G-SDI Level-A	YP _B Pr	4:4:4 12bit
	1920 x 1080	27.0	24.0 ^{*1}	74.3	—	3G-SDI Level-B	YP _B Pr	4:4:4 12bit
	1920 x 1080	27.0	24.0 ^{*1}	74.3	—	3G-SDI Level-A	RGB	4:4:4 10bit
	1920 x 1080	27.0	24.0 ^{*1}	74.3	—	3G-SDI Level-B	RGB	4:4:4 10bit
1080/24sF	1920 x 1080i	27.0	48.0 ^{*1}	74.3	—	HD-SDI	YP _B Pr	4:2:2 10bit
	1920 x 1080i	27.0	48.0 ^{*1}	74.3	—	3G-SDI Level-A	YP _B Pr	4:4:4 10bit
	1920 x 1080i	27.0	48.0 ^{*1}	74.3	—	3G-SDI Level-B	YP _B Pr	4:4:4 10bit
	1920 x 1080i	27.0	48.0 ^{*1}	74.3	—	3G-SDI Level-A	YP _B Pr	4:4:4 12bit
	1920 x 1080i	27.0	48.0 ^{*1}	74.3	—	3G-SDI Level-B	YP _B Pr	4:4:4 12bit
	1920 x 1080i	27.0	48.0 ^{*1}	74.3	—	3G-SDI Level-A	RGB	4:4:4 10bit
	1920 x 1080i	27.0	48.0 ^{*1}	74.3	—	3G-SDI Level-B	RGB	4:4:4 10bit
	1920 x 1080i	27.0	48.0 ^{*1}	74.3	—	3G-SDI Level-A	RGB	4:4:4 12bit
1080/25p	1920 x 1080	28.1	25.0	74.3	—	HD-SDI	YP _B Pr	4:2:2 10bit
	1920 x 1080	28.1	25.0	74.3	—	3G-SDI Level-A	YP _B Pr	4:4:4 10bit
	1920 x 1080	28.1	25.0	74.3	—	3G-SDI Level-B	YP _B Pr	4:4:4 10bit
	1920 x 1080	28.1	25.0	74.3	—	3G-SDI Level-A	YP _B Pr	4:4:4 12bit
	1920 x 1080	28.1	25.0	74.3	—	3G-SDI Level-B	YP _B Pr	4:4:4 12bit
	1920 x 1080	28.1	25.0	74.3	—	3G-SDI Level-A	RGB	4:4:4 10bit
	1920 x 1080	28.1	25.0	74.3	—	3G-SDI Level-B	RGB	4:4:4 10bit
	1920 x 1080	28.1	25.0	74.3	—	3G-SDI Level-A	RGB	4:4:4 12bit

Signal name (SIGNAL FORMAT)	Resolution (Dots)	Scanning freq. H (KHz)	V (Hz)	Dot clock freq. (MHz)	4K division	Format	Color format	Sampling
1080/25sF	1920 x 1080	28.1	50.0	74.3	—	HD-SDI	YPbPr	4:2:2 10bit
	1920 x 1080	28.1	50.0	74.3	—	3G-SDI Level-A	YPbPr	4:4:4 10bit
	1920 x 1080	28.1	50.0	74.3	—	3G-SDI Level-B	YPbPr	4:4:4 10bit
	1920 x 1080	28.1	50.0	74.3	—	3G-SDI Level-A	YPbPr	4:4:4 12bit
	1920 x 1080	28.1	50.0	74.3	—	3G-SDI Level-B	YPbPr	4:4:4 12bit
	1920 x 1080	28.1	50.0	74.3	—	3G-SDI Level-A	RGB	4:4:4 10bit
	1920 x 1080	28.1	50.0	74.3	—	3G-SDI Level-B	RGB	4:4:4 10bit
	1920 x 1080	28.1	50.0	74.3	—	3G-SDI Level-A	RGB	4:4:4 12bit
	1920 x 1080	28.1	50.0	74.3	—	3G-SDI Level-B	RGB	4:4:4 12bit
1080/30p	1920 x 1080	33.8	30.0 ^{*1}	74.3	—	HD-SDI	YPbPr	4:2:2 10bit
	1920 x 1080	33.8	30.0 ^{*1}	74.3	—	3G-SDI Level-A	YPbPr	4:4:4 10bit
	1920 x 1080	33.8	30.0 ^{*1}	74.3	—	3G-SDI Level-B	YPbPr	4:4:4 10bit
	1920 x 1080	33.8	30.0 ^{*1}	74.3	—	3G-SDI Level-A	YPbPr	4:4:4 12bit
	1920 x 1080	33.8	30.0 ^{*1}	74.3	—	3G-SDI Level-B	YPbPr	4:4:4 12bit
	1920 x 1080	33.8	30.0 ^{*1}	74.3	—	3G-SDI Level-A	RGB	4:4:4 10bit
	1920 x 1080	33.8	30.0 ^{*1}	74.3	—	3G-SDI Level-B	RGB	4:4:4 10bit
	1920 x 1080	33.8	30.0 ^{*1}	74.3	—	3G-SDI Level-A	RGB	4:4:4 12bit
	1920 x 1080	33.8	30.0 ^{*1}	74.3	—	3G-SDI Level-B	RGB	4:4:4 12bit
1080/30sF	1920 x 1080	33.8	60.0 ^{*1}	74.3	—	HD-SDI	YPbPr	4:2:2 10bit
	1920 x 1080	33.8	60.0 ^{*1}	74.3	—	3G-SDI Level-A	YPbPr	4:4:4 10bit
	1920 x 1080	33.8	60.0 ^{*1}	74.3	—	3G-SDI Level-B	YPbPr	4:4:4 10bit
	1920 x 1080	33.8	60.0 ^{*1}	74.3	—	3G-SDI Level-A	YPbPr	4:4:4 12bit
	1920 x 1080	33.8	60.0 ^{*1}	74.3	—	3G-SDI Level-B	YPbPr	4:4:4 12bit
	1920 x 1080	33.8	60.0 ^{*1}	74.3	—	3G-SDI Level-A	RGB	4:4:4 10bit
	1920 x 1080	33.8	60.0 ^{*1}	74.3	—	3G-SDI Level-B	RGB	4:4:4 10bit
	1920 x 1080	33.8	60.0 ^{*1}	74.3	—	3G-SDI Level-A	RGB	4:4:4 12bit
	1920 x 1080	33.8	60.0 ^{*1}	74.3	—	3G-SDI Level-B	RGB	4:4:4 12bit
1080/60p	1920 x 1080	67.5	60.0 ^{*1}	148.5	—	3G-SDI Level-A	YPbPr	4:2:2 10bit
	1920 x 1080	67.5	60.0 ^{*1}	148.5	—	3G-SDI Level-B	YPbPr	4:2:2 10bit
	1920 x 1080 ³	67.5	60.0 ^{*1}	148.5	—	6G-SDI Type 1	YPbPr	4:4:4 10bit
	1920 x 1080 ³	67.5	60.0 ^{*1}	148.5	—	6G-SDI Type 1	YPbPr	4:4:4 12bit
	1920 x 1080 ³	67.5	60.0 ^{*1}	148.5	—	6G-SDI Type 1	RGB	4:4:4 10bit
	1920 x 1080 ³	67.5	60.0 ^{*1}	148.5	—	6G-SDI Type 1	RGB	4:4:4 12bit
1080/50p	1920 x 1080	56.3	50.0	148.5	—	3G-SDI Level-A	YPbPr	4:2:2 10bit
	1920 x 1080	56.3	50.0	148.5	—	3G-SDI Level-B	YPbPr	4:2:2 10bit
	1920 x 1080 ³	56.3	50.0	148.5	—	6G-SDI Type 1	YPbPr	4:4:4 10bit
	1920 x 1080 ³	56.3	50.0	148.5	—	6G-SDI Type 1	YPbPr	4:4:4 12bit
	1920 x 1080 ³	56.3	50.0	148.5	—	6G-SDI Type 1	RGB	4:4:4 10bit
	1920 x 1080 ³	56.3	50.0	148.5	—	6G-SDI Type 1	RGB	4:4:4 12bit
2K/24p	2048 x 1080	27.0	24.0 ^{*1}	74.3	—	3G-SDI Level-A	YPbPr	4:4:4 10bit
	2048 x 1080	27.0	24.0 ^{*1}	74.3	—	3G-SDI Level-B	YPbPr	4:4:4 10bit
	2048 x 1080	27.0	24.0 ^{*1}	74.3	—	3G-SDI Level-A	YPbPr	4:4:4 12bit
	2048 x 1080	27.0	24.0 ^{*1}	74.3	—	3G-SDI Level-B	YPbPr	4:4:4 12bit
	2048 x 1080	27.0	24.0 ^{*1}	74.3	—	3G-SDI Level-A	RGB	4:4:4 10bit
	2048 x 1080	27.0	24.0 ^{*1}	74.3	—	3G-SDI Level-B	RGB	4:4:4 10bit
	2048 x 1080	27.0	24.0 ^{*1}	74.3	—	3G-SDI Level-A	RGB	4:4:4 12bit
	2048 x 1080	27.0	24.0 ^{*1}	74.3	—	3G-SDI Level-B	RGB	4:4:4 12bit
	2048 x 1080 ²	27.0	24.0 ^{*1}	74.3	—	3G-SDI Level-A	XYZ	4:4:4 12bit
2048 x 1080 ²	27.0	24.0 ^{*1}	74.3	—	3G-SDI Level-B	XYZ	4:4:4 12bit	

Signal name (SIGNAL FORMAT)	Resolution (Dots)	Scanning freq. H (KHz)	V (Hz)	Dot clock freq. (MHz)	4K division	Format	Color format	Sampling	
2K/25p	2048 x 1080	28.1	25.0	74.3	—	3G-SDI Level-A	YPbPr	4:4:4 10bit	
	2048 x 1080	28.1	25.0	74.3	—	3G-SDI Level-B	YPbPr	4:4:4 10bit	
	2048 x 1080	28.1	25.0	74.3	—	3G-SDI Level-A	YPbPr	4:4:4 12bit	
	2048 x 1080	28.1	25.0	74.3	—	3G-SDI Level-B	YPbPr	4:4:4 12bit	
	2048 x 1080	28.1	25.0	74.3	—	3G-SDI Level-A	RGB	4:4:4 10bit	
	2048 x 1080	28.1	25.0	74.3	—	3G-SDI Level-B	RGB	4:4:4 10bit	
	2048 x 1080	28.1	25.0	74.3	—	3G-SDI Level-A	RGB	4:4:4 12bit	
	2048 x 1080	28.1	25.0	74.3	—	3G-SDI Level-B	RGB	4:4:4 12bit	
	2048 x 1080 ²	28.1	25.0	74.3	—	3G-SDI Level-A	XYZ	4:4:4 12bit	
	2048 x 1080 ²	28.1	25.0	74.3	—	3G-SDI Level-B	XYZ	4:4:4 12bit	
2K/30p	2048 x 1080	33.8	30.0 ^{*1}	74.3	—	3G-SDI Level-A	YPbPr	4:4:4 10bit	
	2048 x 1080	33.8	30.0 ^{*1}	74.3	—	3G-SDI Level-B	YPbPr	4:4:4 10bit	
	2048 x 1080	33.8	30.0 ^{*1}	74.3	—	3G-SDI Level-A	YPbPr	4:4:4 12bit	
	2048 x 1080	33.8	30.0 ^{*1}	74.3	—	3G-SDI Level-B	YPbPr	4:4:4 12bit	
	2048 x 1080	33.8	30.0 ^{*1}	74.3	—	3G-SDI Level-A	RGB	4:4:4 10bit	
	2048 x 1080	33.8	30.0 ^{*1}	74.3	—	3G-SDI Level-B	RGB	4:4:4 10bit	
	2048 x 1080	33.8	30.0 ^{*1}	74.3	—	3G-SDI Level-A	RGB	4:4:4 12bit	
	2048 x 1080	33.8	30.0 ^{*1}	74.3	—	3G-SDI Level-B	RGB	4:4:4 12bit	
	2048 x 1080 ²	33.8	30.0 ^{*1}	74.3	—	3G-SDI Level-A	XYZ	4:4:4 12bit	
	2048 x 1080 ²	33.8	30.0 ^{*1}	74.3	—	3G-SDI Level-B	XYZ	4:4:4 12bit	
2K/48p	2048 x 1080 ²	54.0	48.0 ^{*1}	148.5	—	3G-SDI Level-A	YPbPr	4:2:2 10bit	
	2048 x 1080 ²	54.0	48.0 ^{*1}	148.5	—	3G-SDI Level-B	YPbPr	4:2:2 10bit	
2K/60p	2048 x 1080	67.5	60.0 ^{*1}	148.5	—	3G-SDI Level-A	YPbPr	4:2:2 10bit	
	2048 x 1080	67.5	60.0 ^{*1}	148.5	—	3G-SDI Level-B	YPbPr	4:2:2 10bit	
	2048 x 1080 ³	67.5	60.0 ^{*1}	148.5	—	6G-SDI Type 1	YPbPr	4:4:4 10bit	
	2048 x 1080 ³	67.5	60.0 ^{*1}	148.5	—	6G-SDI Type 1	YPbPr	4:4:4 12bit	
	2048 x 1080 ³	67.5	60.0 ^{*1}	148.5	—	6G-SDI Type 1	RGB	4:4:4 10bit	
	2048 x 1080 ³	67.5	60.0 ^{*1}	148.5	—	6G-SDI Type 1	RGB	4:4:4 12bit	
2K/50p	2048 x 1080	56.3	50.0	148.5	—	3G-SDI Level-A	YPbPr	4:2:2 10bit	
	2048 x 1080	56.3	50.0	148.5	—	3G-SDI Level-B	YPbPr	4:2:2 10bit	
	2048 x 1080 ³	56.3	50.0	148.5	—	6G-SDI Type 1	YPbPr	4:4:4 10bit	
	2048 x 1080 ³	56.3	50.0	148.5	—	6G-SDI Type 1	YPbPr	4:4:4 12bit	
	2048 x 1080 ³	56.3	50.0	148.5	—	6G-SDI Type 1	RGB	4:4:4 10bit	
	2048 x 1080 ³	56.3	50.0	148.5	—	6G-SDI Type 1	RGB	4:4:4 12bit	
3840 x 2160/24p	3840 x 2160 ³	54.0	24.0 ^{*1}	297.0	SQ	6G-SDI Type 2	YPbPr	4:2:2 10bit	
	3840 x 2160 ³	54.0	24.0 ^{*1}	297.0	IL	6G-SDI Type 2	YPbPr	4:2:2 10bit	
	3840 x 2160 ³	54.0	24.0 ^{*1}	297.0	SQ	12G-SDI Type 1	YPbPr	4:2:2 12bit	
	3840 x 2160 ³	54.0	24.0 ^{*1}	297.0	IL	12G-SDI Type 1	YPbPr	4:2:2 12bit	
	3840 x 2160 ³	54.0	24.0 ^{*1}	297.0	SQ	12G-SDI Type 1	YPbPr	4:4:4 10bit	
	3840 x 2160 ³	54.0	24.0 ^{*1}	297.0	IL	12G-SDI Type 1	YPbPr	4:4:4 10bit	
	3840 x 2160 ³	54.0	24.0 ^{*1}	297.0	SQ	12G-SDI Type 1	YPbPr	4:4:4 12bit	
	3840 x 2160 ³	54.0	24.0 ^{*1}	297.0	IL	12G-SDI Type 1	YPbPr	4:4:4 12bit	
	3840 x 2160 ³	54.0	24.0 ^{*1}	297.0	SQ	12G-SDI Type 1	RGB	4:4:4 10bit	
	3840 x 2160 ³	54.0	24.0 ^{*1}	297.0	IL	12G-SDI Type 1	RGB	4:4:4 10bit	
	3840 x 2160 ³	54.0	24.0 ^{*1}	297.0	SQ	12G-SDI Type 1	RGB	4:4:4 12bit	
	3840 x 2160 ³	54.0	24.0 ^{*1}	297.0	IL	12G-SDI Type 1	RGB	4:4:4 12bit	
	3840 x 2160/25p	3840 x 2160 ³	56.3	25.0	297.0	SQ	6G-SDI Type 2	YPbPr	4:2:2 10bit
		3840 x 2160 ³	56.3	25.0	297.0	IL	6G-SDI Type 2	YPbPr	4:2:2 10bit
3840 x 2160 ³		56.3	25.0	297.0	SQ	12G-SDI Type 1	YPbPr	4:2:2 12bit	
3840 x 2160 ³		56.3	25.0	297.0	IL	12G-SDI Type 1	YPbPr	4:2:2 12bit	
3840 x 2160 ³		56.3	25.0	297.0	SQ	12G-SDI Type 1	YPbPr	4:4:4 10bit	
3840 x 2160 ³		56.3	25.0	297.0	IL	12G-SDI Type 1	YPbPr	4:4:4 10bit	
3840 x 2160 ³		56.3	25.0	297.0	SQ	12G-SDI Type 1	YPbPr	4:4:4 12bit	
3840 x 2160 ³		56.3	25.0	297.0	IL	12G-SDI Type 1	YPbPr	4:4:4 12bit	
3840 x 2160 ³		56.3	25.0	297.0	SQ	12G-SDI Type 1	RGB	4:4:4 10bit	
3840 x 2160 ³		56.3	25.0	297.0	IL	12G-SDI Type 1	RGB	4:4:4 10bit	
3840 x 2160 ³		56.3	25.0	297.0	SQ	12G-SDI Type 1	RGB	4:4:4 12bit	
3840 x 2160 ³		56.3	25.0	297.0	IL	12G-SDI Type 1	RGB	4:4:4 12bit	

Signal name (SIGNAL FORMAT)	Resolution (Dots)	Scanning freq. H (KHz)	V (Hz)	Dot clock freq. (MHz)	4K division	Format	Color format	Sampling
3840 x 2160/30p	3840 x 2160 ^{*3}	67.5	30.0 ^{*1}	297.0	SQ	6G-SDI Type 2	YPbPr	4:2:2 10bit
	3840 x 2160 ^{*3}	67.5	30.0 ^{*1}	297.0	IL	6G-SDI Type 2	YPbPr	4:2:2 10bit
	3840 x 2160 ^{*3}	67.5	30.0 ^{*1}	297.0	SQ	12G-SDI Type 1	YPbPr	4:2:2 12bit
	3840 x 2160 ^{*3}	67.5	30.0 ^{*1}	297.0	IL	12G-SDI Type 1	YPbPr	4:2:2 12bit
	3840 x 2160 ^{*3}	67.5	30.0 ^{*1}	297.0	SQ	12G-SDI Type 1	YPbPr	4:4:4 10bit
	3840 x 2160 ^{*3}	67.5	30.0 ^{*1}	297.0	IL	12G-SDI Type 1	YPbPr	4:4:4 10bit
	3840 x 2160 ^{*3}	67.5	30.0 ^{*1}	297.0	SQ	12G-SDI Type 1	YPbPr	4:4:4 12bit
	3840 x 2160 ^{*3}	67.5	30.0 ^{*1}	297.0	IL	12G-SDI Type 1	YPbPr	4:4:4 12bit
	3840 x 2160 ^{*3}	67.5	30.0 ^{*1}	297.0	SQ	12G-SDI Type 1	RGB	4:4:4 10bit
	3840 x 2160 ^{*3}	67.5	30.0 ^{*1}	297.0	IL	12G-SDI Type 1	RGB	4:4:4 10bit
	3840 x 2160 ^{*3}	67.5	30.0 ^{*1}	297.0	SQ	12G-SDI Type 1	RGB	4:4:4 12bit
	3840 x 2160 ^{*3}	67.5	30.0 ^{*1}	297.0	IL	12G-SDI Type 1	RGB	4:4:4 12bit
3840 x 2160/60p	3840 x 2160 ^{*3}	135.0	60.0 ^{*1}	594.0	SQ	12G-SDI Type 1	YPbPr	4:2:2 10bit
	3840 x 2160 ^{*3}	135.0	60.0 ^{*1}	594.0	IL	12G-SDI Type 1	YPbPr	4:2:2 10bit
3840 x 2160/50p	3840 x 2160 ^{*3}	112.5	50.0	594.0	SQ	12G-SDI Type 1	YPbPr	4:2:2 10bit
	3840 x 2160 ^{*3}	112.5	50.0	594.0	IL	12G-SDI Type 1	YPbPr	4:2:2 10bit
4096 x 2160/24p	4096 x 2160 ^{*3}	54.0	24.0 ^{*1}	297.0	SQ	6G-SDI Type 2	YPbPr	4:2:2 10bit
	4096 x 2160 ^{*3}	54.0	24.0 ^{*1}	297.0	IL	6G-SDI Type 2	YPbPr	4:2:2 10bit
	4096 x 2160 ^{*3}	54.0	24.0 ^{*1}	297.0	SQ	12G-SDI Type 1	YPbPr	4:2:2 12bit
	4096 x 2160 ^{*3}	54.0	24.0 ^{*1}	297.0	IL	12G-SDI Type 1	YPbPr	4:2:2 12bit
	4096 x 2160 ^{*3}	54.0	24.0 ^{*1}	297.0	SQ	12G-SDI Type 1	YPbPr	4:4:4 10bit
	4096 x 2160 ^{*3}	54.0	24.0 ^{*1}	297.0	IL	12G-SDI Type 1	YPbPr	4:4:4 10bit
	4096 x 2160 ^{*3}	54.0	24.0 ^{*1}	297.0	SQ	12G-SDI Type 1	YPbPr	4:4:4 12bit
	4096 x 2160 ^{*3}	54.0	24.0 ^{*1}	297.0	IL	12G-SDI Type 1	YPbPr	4:4:4 12bit
	4096 x 2160 ^{*3}	54.0	24.0 ^{*1}	297.0	SQ	12G-SDI Type 1	RGB	4:4:4 10bit
	4096 x 2160 ^{*3}	54.0	24.0 ^{*1}	297.0	IL	12G-SDI Type 1	RGB	4:4:4 10bit
	4096 x 2160 ^{*3}	54.0	24.0 ^{*1}	297.0	SQ	12G-SDI Type 1	RGB	4:4:4 12bit
	4096 x 2160 ^{*3}	54.0	24.0 ^{*1}	297.0	IL	12G-SDI Type 1	RGB	4:4:4 12bit
4096 x 2160/25p	4096 x 2160 ^{*3}	56.3	25.0	297.0	SQ	6G-SDI Type 2	YPbPr	4:2:2 10bit
	4096 x 2160 ^{*3}	56.3	25.0	297.0	IL	6G-SDI Type 2	YPbPr	4:2:2 10bit
	4096 x 2160 ^{*3}	56.3	25.0	297.0	SQ	12G-SDI Type 1	YPbPr	4:2:2 12bit
	4096 x 2160 ^{*3}	56.3	25.0	297.0	IL	12G-SDI Type 1	YPbPr	4:2:2 12bit
	4096 x 2160 ^{*3}	56.3	25.0	297.0	SQ	12G-SDI Type 1	YPbPr	4:4:4 10bit
	4096 x 2160 ^{*3}	56.3	25.0	297.0	IL	12G-SDI Type 1	YPbPr	4:4:4 10bit
	4096 x 2160 ^{*3}	56.3	25.0	297.0	SQ	12G-SDI Type 1	YPbPr	4:4:4 12bit
	4096 x 2160 ^{*3}	56.3	25.0	297.0	IL	12G-SDI Type 1	YPbPr	4:4:4 12bit
	4096 x 2160 ^{*3}	56.3	25.0	297.0	SQ	12G-SDI Type 1	RGB	4:4:4 10bit
	4096 x 2160 ^{*3}	56.3	25.0	297.0	IL	12G-SDI Type 1	RGB	4:4:4 10bit
	4096 x 2160 ^{*3}	56.3	25.0	297.0	SQ	12G-SDI Type 1	RGB	4:4:4 12bit
	4096 x 2160 ^{*3}	56.3	25.0	297.0	IL	12G-SDI Type 1	RGB	4:4:4 12bit
4096 x 2160/30p	4096 x 2160 ^{*3}	67.5	30.0 ^{*1}	297.0	SQ	6G-SDI Type 2	YPbPr	4:2:2 10bit
	4096 x 2160 ^{*3}	67.5	30.0 ^{*1}	297.0	IL	6G-SDI Type 2	YPbPr	4:2:2 10bit
	4096 x 2160 ^{*3}	67.5	30.0 ^{*1}	297.0	SQ	12G-SDI Type 1	YPbPr	4:2:2 12bit
	4096 x 2160 ^{*3}	67.5	30.0 ^{*1}	297.0	IL	12G-SDI Type 1	YPbPr	4:2:2 12bit
	4096 x 2160 ^{*3}	67.5	30.0 ^{*1}	297.0	SQ	12G-SDI Type 1	YPbPr	4:4:4 10bit
	4096 x 2160 ^{*3}	67.5	30.0 ^{*1}	297.0	IL	12G-SDI Type 1	YPbPr	4:4:4 10bit
	4096 x 2160 ^{*3}	67.5	30.0 ^{*1}	297.0	SQ	12G-SDI Type 1	YPbPr	4:4:4 12bit
	4096 x 2160 ^{*3}	67.5	30.0 ^{*1}	297.0	IL	12G-SDI Type 1	YPbPr	4:4:4 12bit
	4096 x 2160 ^{*3}	67.5	30.0 ^{*1}	297.0	SQ	12G-SDI Type 1	RGB	4:4:4 10bit
	4096 x 2160 ^{*3}	67.5	30.0 ^{*1}	297.0	IL	12G-SDI Type 1	RGB	4:4:4 10bit
	4096 x 2160 ^{*3}	67.5	30.0 ^{*1}	297.0	SQ	12G-SDI Type 1	RGB	4:4:4 12bit
	4096 x 2160 ^{*3}	67.5	30.0 ^{*1}	297.0	IL	12G-SDI Type 1	RGB	4:4:4 12bit
4096 x 2160/60p	4096 x 2160 ^{*3}	135.0	60.0 ^{*1}	594.0	SQ	12G-SDI Type 1	YPbPr	4:2:2 10bit
	4096 x 2160 ^{*3}	135.0	60.0 ^{*1}	594.0	IL	12G-SDI Type 1	YPbPr	4:2:2 10bit
4096 x 2160/50p	4096 x 2160 ^{*3}	112.5	50.0	594.0	SQ	12G-SDI Type 1	YPbPr	4:2:2 10bit
	4096 x 2160 ^{*3}	112.5	50.0	594.0	IL	12G-SDI Type 1	YPbPr	4:2:2 10bit

*1 The signal with 1/1.001x vertical scanning frequency is also supported.

*2 The optional 3G-SDI Terminal Board with Audio (Model No.: TY-TBN03G) is not supported.

*3 Only the combination of the <SDI 1 IN> terminal and the <SDI 3 IN> terminal of the optional Interface Board for 12G-SDI (Model No.: ET-MDN12G10) is supported.

List of dual link SDI compatible signals

The following table specifies the dual signal SDI signals that the projector can project. In addition to the standard SDI input, this supports the input from the optional 3G-SDI Terminal Board with Audio (Model No.: TY-TBN03G) installed in the slot.

- The content of the 4K division column is as follows.
 - SQ: Square (transmission format of Square Division)
 - IL: Interleave (transmission format of 2-Sample Interleave Division)

Signal name (SIGNAL FORMAT)	Resolution (Dots)	Scanning freq. H (KHz)	V (Hz)	Dot clock freq. (MHz)	4K division	Format	Color format	Sampling
1080/60i	1920 x 1080i	33.8	60.0*1	74.3	—	HD-SDI	YPbPr	4:4:4 10bit
	1920 x 1080i	33.8	60.0*1	74.3	—	HD-SDI	YPbPr	4:4:4 12bit
	1920 x 1080i	33.8	60.0*1	74.3	—	HD-SDI	RGB	4:4:4 10bit
	1920 x 1080i	33.8	60.0*1	74.3	—	HD-SDI	RGB	4:4:4 12bit
1080/50i	1920 x 1080i	28.1	50.0	74.3	—	HD-SDI	YPbPr	4:4:4 10bit
	1920 x 1080i	28.1	50.0	74.3	—	HD-SDI	YPbPr	4:4:4 12bit
	1920 x 1080i	28.1	50.0	74.3	—	HD-SDI	RGB	4:4:4 10bit
	1920 x 1080i	28.1	50.0	74.3	—	HD-SDI	RGB	4:4:4 12bit
1080/24p	1920 x 1080	27.0	24.0*1	74.3	—	HD-SDI	YPbPr	4:4:4 10bit
	1920 x 1080	27.0	24.0*1	74.3	—	HD-SDI	YPbPr	4:4:4 12bit
	1920 x 1080	27.0	24.0*1	74.3	—	HD-SDI	RGB	4:4:4 10bit
	1920 x 1080	27.0	24.0*1	74.3	—	HD-SDI	RGB	4:4:4 12bit
1080/24sF	1920 x 1080i	27.0	48.0*1	74.3	—	HD-SDI	YPbPr	4:4:4 10bit
	1920 x 1080i	27.0	48.0*1	74.3	—	HD-SDI	YPbPr	4:4:4 12bit
	1920 x 1080i	27.0	48.0*1	74.3	—	HD-SDI	RGB	4:4:4 10bit
	1920 x 1080i	27.0	48.0*1	74.3	—	HD-SDI	RGB	4:4:4 12bit
1080/25p	1920 x 1080	28.1	25.0	74.3	—	HD-SDI	YPbPr	4:4:4 10bit
	1920 x 1080	28.1	25.0	74.3	—	HD-SDI	YPbPr	4:4:4 12bit
	1920 x 1080	28.1	25.0	74.3	—	HD-SDI	RGB	4:4:4 10bit
	1920 x 1080	28.1	25.0	74.3	—	HD-SDI	RGB	4:4:4 12bit
1080/25sF	1920 x 1080	28.1	50.0	74.3	—	HD-SDI	YPbPr	4:4:4 10bit
	1920 x 1080	28.1	50.0	74.3	—	HD-SDI	YPbPr	4:4:4 12bit
	1920 x 1080	28.1	50.0	74.3	—	HD-SDI	RGB	4:4:4 10bit
	1920 x 1080	28.1	50.0	74.3	—	HD-SDI	RGB	4:4:4 12bit
1080/30p	1920 x 1080	33.8	30.0*1	74.3	—	HD-SDI	YPbPr	4:4:4 10bit
	1920 x 1080	33.8	30.0*1	74.3	—	HD-SDI	YPbPr	4:4:4 12bit
	1920 x 1080	33.8	30.0*1	74.3	—	HD-SDI	RGB	4:4:4 10bit
	1920 x 1080	33.8	30.0*1	74.3	—	HD-SDI	RGB	4:4:4 12bit
1080/30sF	1920 x 1080	33.8	60.0*1	74.3	—	HD-SDI	YPbPr	4:4:4 10bit
	1920 x 1080	33.8	60.0*1	74.3	—	HD-SDI	YPbPr	4:4:4 12bit
	1920 x 1080	33.8	60.0*1	74.3	—	HD-SDI	RGB	4:4:4 10bit
	1920 x 1080	33.8	60.0*1	74.3	—	HD-SDI	RGB	4:4:4 12bit
1080/60p	1920 x 1080	67.5	60.0*1	148.5	—	HD-SDI	YPbPr	4:2:2 10bit
	1920 x 1080 ²	67.5	60.0*1	148.5	—	3G-SDI Level-A	YPbPr	4:4:4 10bit
	1920 x 1080 ²	67.5	60.0*1	148.5	—	3G-SDI Level-B	YPbPr	4:4:4 10bit
	1920 x 1080 ²	67.5	60.0*1	148.5	—	3G-SDI Level-A	YPbPr	4:4:4 12bit
	1920 x 1080 ²	67.5	60.0*1	148.5	—	3G-SDI Level-B	YPbPr	4:4:4 12bit
	1920 x 1080 ²	67.5	60.0*1	148.5	—	3G-SDI Level-A	RGB	4:4:4 10bit
	1920 x 1080 ²	67.5	60.0*1	148.5	—	3G-SDI Level-B	RGB	4:4:4 10bit
	1920 x 1080 ²	67.5	60.0*1	148.5	—	3G-SDI Level-A	RGB	4:4:4 12bit
1080/50p	1920 x 1080	56.3	50.0	148.5	—	HD-SDI	YPbPr	4:2:2 10bit
	1920 x 1080 ²	56.3	50.0	148.5	—	3G-SDI Level-A	YPbPr	4:4:4 10bit
	1920 x 1080 ²	56.3	50.0	148.5	—	3G-SDI Level-B	YPbPr	4:4:4 10bit
	1920 x 1080 ²	56.3	50.0	148.5	—	3G-SDI Level-A	YPbPr	4:4:4 12bit
	1920 x 1080 ²	56.3	50.0	148.5	—	3G-SDI Level-B	YPbPr	4:4:4 12bit
	1920 x 1080 ²	56.3	50.0	148.5	—	3G-SDI Level-A	RGB	4:4:4 10bit
	1920 x 1080 ²	56.3	50.0	148.5	—	3G-SDI Level-B	RGB	4:4:4 10bit
	1920 x 1080 ²	56.3	50.0	148.5	—	3G-SDI Level-A	RGB	4:4:4 12bit

Signal name (SIGNAL FORMAT)	Resolution (Dots)	Scanning freq. H (KHz)	V (Hz)	Dot clock freq. (MHz)	4K division	Format	Color format	Sampling
2K/24p	2048 x 1080	27.0	24.0* ¹	74.3	—	HD-SDI	YPbPr	4:4:4 10bit
	2048 x 1080	27.0	24.0* ¹	74.3	—	HD-SDI	YPbPr	4:4:4 12bit
	2048 x 1080	27.0	24.0* ¹	74.3	—	HD-SDI	RGB	4:4:4 10bit
	2048 x 1080	27.0	24.0* ¹	74.3	—	HD-SDI	RGB	4:4:4 12bit
	2048 x 1080 ²	27.0	24.0* ¹	74.3	—	HD-SDI	XYZ	4:4:4 12bit
2K/25p	2048 x 1080	28.1	25.0	74.3	—	HD-SDI	YPbPr	4:4:4 10bit
	2048 x 1080	28.1	25.0	74.3	—	HD-SDI	YPbPr	4:4:4 12bit
	2048 x 1080	28.1	25.0	74.3	—	HD-SDI	RGB	4:4:4 10bit
	2048 x 1080	28.1	25.0	74.3	—	HD-SDI	RGB	4:4:4 12bit
	2048 x 1080 ²	28.1	25.0	74.3	—	HD-SDI	XYZ	4:4:4 12bit
2K/30p	2048 x 1080	33.8	30.0* ¹	74.3	—	HD-SDI	YPbPr	4:4:4 10bit
	2048 x 1080	33.8	30.0* ¹	74.3	—	HD-SDI	YPbPr	4:4:4 12bit
	2048 x 1080	33.8	30.0* ¹	74.3	—	HD-SDI	RGB	4:4:4 10bit
	2048 x 1080	33.8	30.0* ¹	74.3	—	HD-SDI	RGB	4:4:4 12bit
	2048 x 1080 ²	33.8	30.0* ¹	74.3	—	HD-SDI	XYZ	4:4:4 12bit
2K/48p	2048 x 1080 ²	54.0	48.0* ¹	148.5	—	3G-SDI Level-A	YPbPr	4:4:4 10bit
	2048 x 1080 ²	54.0	48.0* ¹	148.5	—	3G-SDI Level-B	YPbPr	4:4:4 10bit
	2048 x 1080 ²	54.0	48.0* ¹	148.5	—	3G-SDI Level-A	YPbPr	4:4:4 12bit
	2048 x 1080 ²	54.0	48.0* ¹	148.5	—	3G-SDI Level-B	YPbPr	4:4:4 12bit
	2048 x 1080 ²	54.0	48.0* ¹	148.5	—	3G-SDI Level-A	RGB	4:4:4 10bit
	2048 x 1080 ²	54.0	48.0* ¹	148.5	—	3G-SDI Level-B	RGB	4:4:4 10bit
	2048 x 1080 ²	54.0	48.0* ¹	148.5	—	3G-SDI Level-A	RGB	4:4:4 12bit
	2048 x 1080 ²	54.0	48.0* ¹	148.5	—	3G-SDI Level-B	RGB	4:4:4 12bit
2K/50p	2048 x 1080 ²	56.3	50.0	148.5	—	3G-SDI Level-A	YPbPr	4:4:4 10bit
	2048 x 1080 ²	56.3	50.0	148.5	—	3G-SDI Level-B	YPbPr	4:4:4 10bit
	2048 x 1080 ²	56.3	50.0	148.5	—	3G-SDI Level-A	YPbPr	4:4:4 12bit
	2048 x 1080 ²	56.3	50.0	148.5	—	3G-SDI Level-B	YPbPr	4:4:4 12bit
	2048 x 1080 ²	56.3	50.0	148.5	—	3G-SDI Level-A	RGB	4:4:4 10bit
	2048 x 1080 ²	56.3	50.0	148.5	—	3G-SDI Level-B	RGB	4:4:4 10bit
	2048 x 1080 ²	56.3	50.0	148.5	—	3G-SDI Level-A	RGB	4:4:4 12bit
	2048 x 1080 ²	56.3	50.0	148.5	—	3G-SDI Level-B	RGB	4:4:4 12bit
2K/60p	2048 x 1080 ²	67.5	60.0* ¹	148.5	—	3G-SDI Level-A	YPbPr	4:4:4 10bit
	2048 x 1080 ²	67.5	60.0* ¹	148.5	—	3G-SDI Level-B	YPbPr	4:4:4 10bit
	2048 x 1080 ²	67.5	60.0* ¹	148.5	—	3G-SDI Level-A	YPbPr	4:4:4 12bit
	2048 x 1080 ²	67.5	60.0* ¹	148.5	—	3G-SDI Level-B	YPbPr	4:4:4 12bit
	2048 x 1080 ²	67.5	60.0* ¹	148.5	—	3G-SDI Level-A	RGB	4:4:4 10bit
	2048 x 1080 ²	67.5	60.0* ¹	148.5	—	3G-SDI Level-B	RGB	4:4:4 10bit
	2048 x 1080 ²	67.5	60.0* ¹	148.5	—	3G-SDI Level-A	RGB	4:4:4 12bit
	2048 x 1080 ²	67.5	60.0* ¹	148.5	—	3G-SDI Level-B	RGB	4:4:4 12bit
3840 x 2160/24p	3840 x 2160	54.0	24.0* ¹	297.0	SQ	3G-SDI Level-B Dual Stream	YPbPr	4:2:2 10bit
	3840 x 2160	54.0	24.0* ¹	297.0	IL	3G-SDI Level-B Dual Stream	YPbPr	4:2:2 10bit
	3840 x 2160 ³	54.0	24.0* ¹	297.0	SQ	6G-SDI Type 1	YPbPr	4:2:2 12bit
	3840 x 2160 ³	54.0	24.0* ¹	297.0	IL	6G-SDI Type 1	YPbPr	4:2:2 12bit
	3840 x 2160 ³	54.0	24.0* ¹	297.0	SQ	6G-SDI Type 1	YPbPr	4:4:4 10bit
	3840 x 2160 ³	54.0	24.0* ¹	297.0	IL	6G-SDI Type 1	YPbPr	4:4:4 10bit
	3840 x 2160 ³	54.0	24.0* ¹	297.0	SQ	6G-SDI Type 1	YPbPr	4:4:4 12bit
	3840 x 2160 ³	54.0	24.0* ¹	297.0	IL	6G-SDI Type 1	YPbPr	4:4:4 12bit
	3840 x 2160 ³	54.0	24.0* ¹	297.0	SQ	6G-SDI Type 1	RGB	4:4:4 10bit
	3840 x 2160 ³	54.0	24.0* ¹	297.0	IL	6G-SDI Type 1	RGB	4:4:4 10bit
	3840 x 2160 ³	54.0	24.0* ¹	297.0	SQ	6G-SDI Type 1	RGB	4:4:4 12bit

Signal name (SIGNAL FORMAT)	Resolution (Dots)	Scanning freq. H (KHz)	Scanning freq. V (Hz)	Dot clock freq. (MHz)	4K division	Format	Color format	Sampling
3840 x 2160/25p	3840 x 2160	56.3	25.0	297.0	SQ	3G-SDI Level-B Dual Stream	YPbPr	4:2:2 10bit
	3840 x 2160	56.3	25.0	297.0	IL	3G-SDI Level-B Dual Stream	YPbPr	4:2:2 10bit
	3840 x 2160 ³	56.3	25.0	297.0	SQ	6G-SDI Type 1	YPbPr	4:2:2 12bit
	3840 x 2160 ³	56.3	25.0	297.0	IL	6G-SDI Type 1	YPbPr	4:2:2 12bit
	3840 x 2160 ³	56.3	25.0	297.0	SQ	6G-SDI Type 1	YPbPr	4:4:4 10bit
	3840 x 2160 ³	56.3	25.0	297.0	IL	6G-SDI Type 1	YPbPr	4:4:4 10bit
	3840 x 2160 ³	56.3	25.0	297.0	SQ	6G-SDI Type 1	YPbPr	4:4:4 12bit
	3840 x 2160 ³	56.3	25.0	297.0	IL	6G-SDI Type 1	YPbPr	4:4:4 12bit
	3840 x 2160 ³	56.3	25.0	297.0	SQ	6G-SDI Type 1	RGB	4:4:4 10bit
	3840 x 2160 ³	56.3	25.0	297.0	IL	6G-SDI Type 1	RGB	4:4:4 10bit
	3840 x 2160 ³	56.3	25.0	297.0	SQ	6G-SDI Type 1	RGB	4:4:4 12bit
	3840 x 2160 ³	56.3	25.0	297.0	IL	6G-SDI Type 1	RGB	4:4:4 12bit
3840 x 2160/30p	3840 x 2160	56.3	30.0 ^{*1}	297.0	SQ	3G-SDI Level-B Dual Stream	YPbPr	4:2:2 10bit
	3840 x 2160	56.3	30.0 ^{*1}	297.0	IL	3G-SDI Level-B Dual Stream	YPbPr	4:2:2 10bit
	3840 x 2160 ³	56.3	30.0 ^{*1}	297.0	SQ	6G-SDI Type 1	YPbPr	4:2:2 12bit
	3840 x 2160 ³	56.3	30.0 ^{*1}	297.0	IL	6G-SDI Type 1	YPbPr	4:2:2 12bit
	3840 x 2160 ³	56.3	30.0 ^{*1}	297.0	SQ	6G-SDI Type 1	YPbPr	4:4:4 10bit
	3840 x 2160 ³	56.3	30.0 ^{*1}	297.0	IL	6G-SDI Type 1	YPbPr	4:4:4 10bit
	3840 x 2160 ³	56.3	30.0 ^{*1}	297.0	SQ	6G-SDI Type 1	YPbPr	4:4:4 12bit
	3840 x 2160 ³	56.3	30.0 ^{*1}	297.0	IL	6G-SDI Type 1	YPbPr	4:4:4 12bit
	3840 x 2160 ³	56.3	30.0 ^{*1}	297.0	SQ	6G-SDI Type 1	RGB	4:4:4 10bit
	3840 x 2160 ³	56.3	30.0 ^{*1}	297.0	IL	6G-SDI Type 1	RGB	4:4:4 10bit
	3840 x 2160 ³	56.3	30.0 ^{*1}	297.0	SQ	6G-SDI Type 1	RGB	4:4:4 12bit
	3840 x 2160 ³	56.3	30.0 ^{*1}	297.0	IL	6G-SDI Type 1	RGB	4:4:4 12bit
3840 x 2160/60p	3840 x 2160 ³	135.0	60.0 ^{*1}	594.0	SQ	6G-SDI Type 1	YPbPr	4:2:2 10bit
	3840 x 2160 ³	135.0	60.0 ^{*1}	594.0	IL	6G-SDI Type 1	YPbPr	4:2:2 10bit
3840 x 2160/50p	3840 x 2160 ³	112.5	50.0	594.0	SQ	6G-SDI Type 1	YPbPr	4:2:2 10bit
	3840 x 2160 ³	112.5	50.0	594.0	IL	6G-SDI Type 1	YPbPr	4:2:2 10bit
4096 x 2160/24p	4096 x 2160	54.0	24.0 ^{*1}	297.0	SQ	3G-SDI Level-B Dual Stream	YPbPr	4:2:2 10bit
	4096 x 2160	54.0	24.0 ^{*1}	297.0	IL	3G-SDI Level-B Dual Stream	YPbPr	4:2:2 10bit
	4096 x 2160 ³	54.0	24.0 ^{*1}	297.0	SQ	6G-SDI Type 1	YPbPr	4:2:2 12bit
	4096 x 2160 ³	54.0	24.0 ^{*1}	297.0	IL	6G-SDI Type 1	YPbPr	4:2:2 12bit
	4096 x 2160 ³	54.0	24.0 ^{*1}	297.0	SQ	6G-SDI Type 1	YPbPr	4:4:4 10bit
	4096 x 2160 ³	54.0	24.0 ^{*1}	297.0	IL	6G-SDI Type 1	YPbPr	4:4:4 10bit
	4096 x 2160 ³	54.0	24.0 ^{*1}	297.0	SQ	6G-SDI Type 1	YPbPr	4:4:4 12bit
	4096 x 2160 ³	54.0	24.0 ^{*1}	297.0	IL	6G-SDI Type 1	YPbPr	4:4:4 12bit
	4096 x 2160 ³	54.0	24.0 ^{*1}	297.0	SQ	6G-SDI Type 1	RGB	4:4:4 10bit
	4096 x 2160 ³	54.0	24.0 ^{*1}	297.0	IL	6G-SDI Type 1	RGB	4:4:4 10bit
	4096 x 2160 ³	54.0	24.0 ^{*1}	297.0	SQ	6G-SDI Type 1	RGB	4:4:4 12bit
	4096 x 2160 ³	54.0	24.0 ^{*1}	297.0	IL	6G-SDI Type 1	RGB	4:4:4 12bit
4096 x 2160/25p	4096 x 2160	56.3	25.0	297.0	SQ	3G-SDI Level-B Dual Stream	YPbPr	4:2:2 10bit
	4096 x 2160	56.3	25.0	297.0	IL	3G-SDI Level-B Dual Stream	YPbPr	4:2:2 10bit
	4096 x 2160 ³	56.3	25.0	297.0	SQ	6G-SDI Type 1	YPbPr	4:2:2 12bit
	4096 x 2160 ³	56.3	25.0	297.0	IL	6G-SDI Type 1	YPbPr	4:2:2 12bit
	4096 x 2160 ³	56.3	25.0	297.0	SQ	6G-SDI Type 1	YPbPr	4:4:4 10bit
	4096 x 2160 ³	56.3	25.0	297.0	IL	6G-SDI Type 1	YPbPr	4:4:4 10bit
	4096 x 2160 ³	56.3	25.0	297.0	SQ	6G-SDI Type 1	YPbPr	4:4:4 12bit
	4096 x 2160 ³	56.3	25.0	297.0	IL	6G-SDI Type 1	YPbPr	4:4:4 12bit
	4096 x 2160 ³	56.3	25.0	297.0	SQ	6G-SDI Type 1	RGB	4:4:4 10bit
	4096 x 2160 ³	56.3	25.0	297.0	IL	6G-SDI Type 1	RGB	4:4:4 10bit
	4096 x 2160 ³	56.3	25.0	297.0	SQ	6G-SDI Type 1	RGB	4:4:4 12bit
	4096 x 2160 ³	56.3	25.0	297.0	IL	6G-SDI Type 1	RGB	4:4:4 12bit

Signal name (SIGNAL FORMAT)	Resolution (Dots)	Scanning freq. H (KHz)	V (Hz)	Dot clock freq. (MHz)	4K division	Format	Color format	Sampling
4096 x 2160/30p	4096 x 2160	67.5	30.0*1	297.0	SQ	3G-SDI Level-B Dual Stream	YPbPr	4:2:2 10bit
	4096 x 2160	67.5	30.0*1	297.0	IL	3G-SDI Level-B Dual Stream	YPbPr	4:2:2 10bit
	4096 x 2160*3	67.5	30.0*1	297.0	SQ	6G-SDI Type 1	YPbPr	4:2:2 12bit
	4096 x 2160*3	67.5	30.0*1	297.0	IL	6G-SDI Type 1	YPbPr	4:2:2 12bit
	4096 x 2160*3	67.5	30.0*1	297.0	SQ	6G-SDI Type 1	YPbPr	4:4:4 10bit
	4096 x 2160*3	67.5	30.0*1	297.0	IL	6G-SDI Type 1	YPbPr	4:4:4 10bit
	4096 x 2160*3	67.5	30.0*1	297.0	SQ	6G-SDI Type 1	YPbPr	4:4:4 12bit
	4096 x 2160*3	67.5	30.0*1	297.0	IL	6G-SDI Type 1	YPbPr	4:4:4 12bit
	4096 x 2160*3	67.5	30.0*1	297.0	SQ	6G-SDI Type 1	RGB	4:4:4 10bit
	4096 x 2160*3	67.5	30.0*1	297.0	IL	6G-SDI Type 1	RGB	4:4:4 10bit
	4096 x 2160*3	67.5	30.0*1	297.0	SQ	6G-SDI Type 1	RGB	4:4:4 12bit
	4096 x 2160*3	67.5	30.0*1	297.0	IL	6G-SDI Type 1	RGB	4:4:4 12bit
4096 x 2160/60p	4096 x 2160*3	135.0	60.0*1	594.0	SQ	6G-SDI Type 1	YPbPr	4:2:2 10bit
	4096 x 2160*3	135.0	60.0*1	594.0	IL	6G-SDI Type 1	YPbPr	4:2:2 10bit
4096 x 2160/50p	4096 x 2160*3	112.5	50.0	594.0	SQ	6G-SDI Type 1	YPbPr	4:2:2 10bit
	4096 x 2160*3	112.5	50.0	594.0	IL	6G-SDI Type 1	YPbPr	4:2:2 10bit

*1 The signal with 1/1.001x vertical scanning frequency is also supported.

*2 The optional 3G-SDI Terminal Board with Audio (Model No.: TY-TBN03G) is not supported.

*3 Only the <SDI 1 IN> terminal and the <SDI 3 IN> terminal of the optional Interface Board for 12G-SDI (Model No.: ET-MDN12G10) are supported.

List of quad link SDI compatible signals

The following table specifies the quad link SDI signals that the projector can project. In addition to the standard SDI input, this supports the input from the optional 3G-SDI Terminal Board with Audio (Model No.: TY-TBN03G) installed in the slot.

- The content of the 4K division column is as follows.
 - SQ: Square (transmission format of Square Division)
 - IL: Interleave (transmission format of 2-Sample Interleave Division)

Signal name (SIGNAL FORMAT)	Resolution (Dots)	Scanning freq. H (KHz)	Scanning freq. V (Hz)	Dot clock freq. (MHz)	4K division	Format	Color format	Sampling
3840 x 2160/24p	3840 x 2160	54.0	24.0 ¹	297.0	SQ	HD-SDI	YPbPr	4:2:2 10bit
	3840 x 2160	54.0	24.0 ¹	297.0	SQ	3G-SDI Level-A	YPbPr	4:2:2 12bit
	3840 x 2160	54.0	24.0 ¹	297.0	IL	3G-SDI Level-A	YPbPr	4:2:2 12bit
	3840 x 2160	54.0	24.0 ¹	297.0	SQ	3G-SDI Level-B	YPbPr	4:2:2 12bit
	3840 x 2160	54.0	24.0 ¹	297.0	IL	3G-SDI Level-B	YPbPr	4:2:2 12bit
	3840 x 2160	54.0	24.0 ¹	297.0	SQ	3G-SDI Level-A	YPbPr	4:4:4 10bit
	3840 x 2160	54.0	24.0 ¹	297.0	IL	3G-SDI Level-A	YPbPr	4:4:4 10bit
	3840 x 2160	54.0	24.0 ¹	297.0	SQ	3G-SDI Level-B	YPbPr	4:4:4 10bit
	3840 x 2160	54.0	24.0 ¹	297.0	IL	3G-SDI Level-B	YPbPr	4:4:4 10bit
	3840 x 2160	54.0	24.0 ¹	297.0	SQ	3G-SDI Level-A	YPbPr	4:4:4 12bit
	3840 x 2160	54.0	24.0 ¹	297.0	IL	3G-SDI Level-A	YPbPr	4:4:4 12bit
	3840 x 2160	54.0	24.0 ¹	297.0	SQ	3G-SDI Level-B	YPbPr	4:4:4 12bit
	3840 x 2160	54.0	24.0 ¹	297.0	IL	3G-SDI Level-B	YPbPr	4:4:4 12bit
	3840 x 2160	54.0	24.0 ¹	297.0	SQ	3G-SDI Level-A	RGB	4:4:4 10bit
	3840 x 2160	54.0	24.0 ¹	297.0	IL	3G-SDI Level-A	RGB	4:4:4 10bit
	3840 x 2160	54.0	24.0 ¹	297.0	SQ	3G-SDI Level-B	RGB	4:4:4 10bit
	3840 x 2160	54.0	24.0 ¹	297.0	IL	3G-SDI Level-B	RGB	4:4:4 10bit
	3840 x 2160	54.0	24.0 ¹	297.0	SQ	3G-SDI Level-A	RGB	4:4:4 12bit
	3840 x 2160	54.0	24.0 ¹	297.0	IL	3G-SDI Level-A	RGB	4:4:4 12bit
	3840 x 2160/24sF	3840 x 2160	54.0	24.0 ¹	297.0	IL	3G-SDI Level-B	RGB
3840 x 2160		54.0	48.0 ¹	297.0	SQ	HD-SDI	YPbPr	4:2:2 10bit
3840 x 2160		54.0	48.0 ¹	297.0	SQ	3G-SDI Level-A	YPbPr	4:2:2 12bit
3840 x 2160		54.0	48.0 ¹	297.0	SQ	3G-SDI Level-B	YPbPr	4:2:2 12bit
3840 x 2160		54.0	48.0 ¹	297.0	SQ	3G-SDI Level-A	YPbPr	4:4:4 10bit
3840 x 2160		54.0	48.0 ¹	297.0	SQ	3G-SDI Level-B	YPbPr	4:4:4 10bit
3840 x 2160		54.0	48.0 ¹	297.0	SQ	3G-SDI Level-A	YPbPr	4:4:4 12bit
3840 x 2160		54.0	48.0 ¹	297.0	SQ	3G-SDI Level-B	YPbPr	4:4:4 12bit
3840 x 2160		54.0	48.0 ¹	297.0	SQ	3G-SDI Level-A	RGB	4:4:4 10bit
3840 x 2160		54.0	48.0 ¹	297.0	SQ	3G-SDI Level-B	RGB	4:4:4 10bit
3840 x 2160		54.0	48.0 ¹	297.0	SQ	3G-SDI Level-A	RGB	4:4:4 12bit
3840 x 2160		54.0	48.0 ¹	297.0	SQ	3G-SDI Level-B	RGB	4:4:4 12bit

Signal name (SIGNAL FORMAT)	Resolution (Dots)	Scanning freq. H (KHz)	V (Hz)	Dot clock freq. (MHz)	4K division	Format	Color format	Sampling
3840 x 2160/25p	3840 x 2160	56.3	25.0	297.0	SQ	HD-SDI	YPbPr	4:2:2 10bit
	3840 x 2160	56.3	25.0	297.0	SQ	3G-SDI Level-A	YPbPr	4:2:2 12bit
	3840 x 2160	56.3	25.0	297.0	IL	3G-SDI Level-A	YPbPr	4:2:2 12bit
	3840 x 2160	56.3	25.0	297.0	SQ	3G-SDI Level-B	YPbPr	4:2:2 12bit
	3840 x 2160	56.3	25.0	297.0	IL	3G-SDI Level-B	YPbPr	4:2:2 12bit
	3840 x 2160	56.3	25.0	297.0	SQ	3G-SDI Level-A	YPbPr	4:4:4 10bit
	3840 x 2160	56.3	25.0	297.0	IL	3G-SDI Level-A	YPbPr	4:4:4 10bit
	3840 x 2160	56.3	25.0	297.0	SQ	3G-SDI Level-B	YPbPr	4:4:4 10bit
	3840 x 2160	56.3	25.0	297.0	IL	3G-SDI Level-B	YPbPr	4:4:4 10bit
	3840 x 2160	56.3	25.0	297.0	SQ	3G-SDI Level-A	YPbPr	4:4:4 12bit
	3840 x 2160	56.3	25.0	297.0	IL	3G-SDI Level-A	YPbPr	4:4:4 12bit
	3840 x 2160	56.3	25.0	297.0	SQ	3G-SDI Level-B	YPbPr	4:4:4 12bit
	3840 x 2160	56.3	25.0	297.0	IL	3G-SDI Level-B	YPbPr	4:4:4 12bit
	3840 x 2160	56.3	25.0	297.0	SQ	3G-SDI Level-A	RGB	4:4:4 10bit
	3840 x 2160	56.3	25.0	297.0	IL	3G-SDI Level-A	RGB	4:4:4 10bit
	3840 x 2160	56.3	25.0	297.0	SQ	3G-SDI Level-B	RGB	4:4:4 10bit
	3840 x 2160	56.3	25.0	297.0	IL	3G-SDI Level-B	RGB	4:4:4 10bit
	3840 x 2160	56.3	25.0	297.0	SQ	3G-SDI Level-A	RGB	4:4:4 12bit
	3840 x 2160	56.3	25.0	297.0	IL	3G-SDI Level-A	RGB	4:4:4 12bit
	3840 x 2160/25sF	3840 x 2160	56.3	50.0	297.0	SQ	HD-SDI	YPbPr
3840 x 2160		56.3	50.0	297.0	SQ	3G-SDI Level-A	YPbPr	4:2:2 12bit
3840 x 2160		56.3	50.0	297.0	SQ	3G-SDI Level-B	YPbPr	4:2:2 12bit
3840 x 2160		56.3	50.0	297.0	SQ	3G-SDI Level-A	YPbPr	4:4:4 10bit
3840 x 2160		56.3	50.0	297.0	SQ	3G-SDI Level-B	YPbPr	4:4:4 10bit
3840 x 2160		56.3	50.0	297.0	SQ	3G-SDI Level-A	YPbPr	4:4:4 12bit
3840 x 2160		56.3	50.0	297.0	SQ	3G-SDI Level-B	YPbPr	4:4:4 12bit
3840 x 2160		56.3	50.0	297.0	SQ	3G-SDI Level-A	RGB	4:4:4 10bit
3840 x 2160		56.3	50.0	297.0	SQ	3G-SDI Level-B	RGB	4:4:4 10bit
3840 x 2160		56.3	50.0	297.0	SQ	3G-SDI Level-A	RGB	4:4:4 12bit
3840 x 2160/30p	3840 x 2160	67.5	30.0*	297.0	SQ	HD-SDI	YPbPr	4:2:2 10bit
	3840 x 2160	67.5	30.0*	297.0	SQ	3G-SDI Level-A	YPbPr	4:2:2 12bit
	3840 x 2160	67.5	30.0*	297.0	IL	3G-SDI Level-A	YPbPr	4:2:2 12bit
	3840 x 2160	67.5	30.0*	297.0	SQ	3G-SDI Level-B	YPbPr	4:2:2 12bit
	3840 x 2160	67.5	30.0*	297.0	IL	3G-SDI Level-B	YPbPr	4:2:2 12bit
	3840 x 2160	67.5	30.0*	297.0	SQ	3G-SDI Level-A	YPbPr	4:4:4 10bit
	3840 x 2160	67.5	30.0*	297.0	IL	3G-SDI Level-A	YPbPr	4:4:4 10bit
	3840 x 2160	67.5	30.0*	297.0	SQ	3G-SDI Level-B	YPbPr	4:4:4 10bit
	3840 x 2160	67.5	30.0*	297.0	IL	3G-SDI Level-B	YPbPr	4:4:4 10bit
	3840 x 2160	67.5	30.0*	297.0	SQ	3G-SDI Level-A	YPbPr	4:4:4 12bit
	3840 x 2160	67.5	30.0*	297.0	IL	3G-SDI Level-A	YPbPr	4:4:4 12bit
	3840 x 2160	67.5	30.0*	297.0	SQ	3G-SDI Level-B	YPbPr	4:4:4 12bit
	3840 x 2160	67.5	30.0*	297.0	IL	3G-SDI Level-B	YPbPr	4:4:4 12bit
	3840 x 2160	67.5	30.0*	297.0	SQ	3G-SDI Level-A	RGB	4:4:4 10bit
	3840 x 2160	67.5	30.0*	297.0	IL	3G-SDI Level-A	RGB	4:4:4 10bit
	3840 x 2160	67.5	30.0*	297.0	SQ	3G-SDI Level-B	RGB	4:4:4 10bit
	3840 x 2160	67.5	30.0*	297.0	IL	3G-SDI Level-B	RGB	4:4:4 10bit
	3840 x 2160	67.5	30.0*	297.0	SQ	3G-SDI Level-A	RGB	4:4:4 12bit
	3840 x 2160	67.5	30.0*	297.0	IL	3G-SDI Level-A	RGB	4:4:4 12bit
	3840 x 2160	67.5	30.0*	297.0	SQ	3G-SDI Level-B	RGB	4:4:4 12bit
3840 x 2160	67.5	30.0*	297.0	IL	3G-SDI Level-B	RGB	4:4:4 12bit	

Signal name (SIGNAL FORMAT)	Resolution (Dots)	Scanning freq. H (KHz)	V (Hz)	Dot clock freq. (MHz)	4K division	Format	Color format	Sampling
3840 x 2160/30sF	3840 x 2160	67.5	60.0*1	297.0	SQ	HD-SDI	YPbPr	4:2:2 10bit
	3840 x 2160	67.5	60.0*1	297.0	SQ	3G-SDI Level-A	YPbPr	4:2:2 12bit
	3840 x 2160	67.5	60.0*1	297.0	SQ	3G-SDI Level-B	YPbPr	4:2:2 12bit
	3840 x 2160	67.5	60.0*1	297.0	SQ	3G-SDI Level-A	YPbPr	4:4:4 10bit
	3840 x 2160	67.5	60.0*1	297.0	SQ	3G-SDI Level-B	YPbPr	4:4:4 10bit
	3840 x 2160	67.5	60.0*1	297.0	SQ	3G-SDI Level-A	YPbPr	4:4:4 12bit
	3840 x 2160	67.5	60.0*1	297.0	SQ	3G-SDI Level-B	YPbPr	4:4:4 12bit
	3840 x 2160	67.5	60.0*1	297.0	SQ	3G-SDI Level-A	RGB	4:4:4 10bit
	3840 x 2160	67.5	60.0*1	297.0	SQ	3G-SDI Level-B	RGB	4:4:4 10bit
	3840 x 2160	67.5	60.0*1	297.0	SQ	3G-SDI Level-A	RGB	4:4:4 12bit
3840 x 2160/60p	3840 x 2160	135.0	60.0*1	594.0	SQ	3G-SDI Level-A	YPbPr	4:2:2 10bit
	3840 x 2160	135.0	60.0*1	594.0	IL	3G-SDI Level-A	YPbPr	4:2:2 10bit
	3840 x 2160	135.0	60.0*1	594.0	SQ	3G-SDI Level-B	YPbPr	4:2:2 10bit
	3840 x 2160	135.0	60.0*1	594.0	IL	3G-SDI Level-B	YPbPr	4:2:2 10bit
3840 x 2160/50p	3840 x 2160	112.5	50.0	594.0	SQ	3G-SDI Level-A	YPbPr	4:2:2 10bit
	3840 x 2160	112.5	50.0	594.0	IL	3G-SDI Level-A	YPbPr	4:2:2 10bit
	3840 x 2160	112.5	50.0	594.0	SQ	3G-SDI Level-B	YPbPr	4:2:2 10bit
	3840 x 2160	112.5	50.0	594.0	IL	3G-SDI Level-B	YPbPr	4:2:2 10bit
4096 x 2160/24p	4096 x 2160	54.0	24.0*1	297.0	SQ	HD-SDI	YPbPr	4:2:2 10bit
	4096 x 2160	54.0	24.0*1	297.0	SQ	3G-SDI Level-A	YPbPr	4:2:2 12bit
	4096 x 2160	54.0	24.0*1	297.0	IL	3G-SDI Level-A	YPbPr	4:2:2 12bit
	4096 x 2160	54.0	24.0*1	297.0	SQ	3G-SDI Level-B	YPbPr	4:2:2 12bit
	4096 x 2160	54.0	24.0*1	297.0	IL	3G-SDI Level-B	YPbPr	4:2:2 12bit
	4096 x 2160	54.0	24.0*1	297.0	SQ	3G-SDI Level-A	YPbPr	4:4:4 10bit
	4096 x 2160	54.0	24.0*1	297.0	IL	3G-SDI Level-A	YPbPr	4:4:4 10bit
	4096 x 2160	54.0	24.0*1	297.0	SQ	3G-SDI Level-B	YPbPr	4:4:4 10bit
	4096 x 2160	54.0	24.0*1	297.0	IL	3G-SDI Level-B	YPbPr	4:4:4 10bit
	4096 x 2160	54.0	24.0*1	297.0	SQ	3G-SDI Level-A	YPbPr	4:4:4 12bit
	4096 x 2160	54.0	24.0*1	297.0	IL	3G-SDI Level-A	YPbPr	4:4:4 12bit
	4096 x 2160	54.0	24.0*1	297.0	SQ	3G-SDI Level-B	YPbPr	4:4:4 12bit
	4096 x 2160	54.0	24.0*1	297.0	IL	3G-SDI Level-B	YPbPr	4:4:4 12bit
	4096 x 2160	54.0	24.0*1	297.0	SQ	3G-SDI Level-A	RGB	4:4:4 10bit
	4096 x 2160	54.0	24.0*1	297.0	IL	3G-SDI Level-A	RGB	4:4:4 10bit
	4096 x 2160	54.0	24.0*1	297.0	SQ	3G-SDI Level-B	RGB	4:4:4 10bit
4096 x 2160	54.0	24.0*1	297.0	IL	3G-SDI Level-B	RGB	4:4:4 10bit	
4096 x 2160	54.0	24.0*1	297.0	SQ	3G-SDI Level-A	RGB	4:4:4 12bit	
4096 x 2160	54.0	24.0*1	297.0	IL	3G-SDI Level-A	RGB	4:4:4 12bit	
4096 x 2160	54.0	24.0*1	297.0	SQ	3G-SDI Level-B	RGB	4:4:4 12bit	
4096 x 2160	54.0	24.0*1	297.0	IL	3G-SDI Level-B	RGB	4:4:4 12bit	

Signal name (SIGNAL FORMAT)	Resolution (Dots)	Scanning freq. H (KHz)	V (Hz)	Dot clock freq. (MHz)	4K division	Format	Color format	Sampling
4096 x 2160/25p	4096 x 2160	56.3	25.0	297.0	SQ	HD-SDI	YPbPr	4:2:2 10bit
	4096 x 2160	56.3	25.0	297.0	SQ	3G-SDI Level-A	YPbPr	4:2:2 12bit
	4096 x 2160	56.3	25.0	297.0	IL	3G-SDI Level-A	YPbPr	4:2:2 12bit
	4096 x 2160	56.3	25.0	297.0	SQ	3G-SDI Level-B	YPbPr	4:2:2 12bit
	4096 x 2160	56.3	25.0	297.0	IL	3G-SDI Level-B	YPbPr	4:2:2 12bit
	4096 x 2160	56.3	25.0	297.0	SQ	3G-SDI Level-A	YPbPr	4:4:4 10bit
	4096 x 2160	56.3	25.0	297.0	IL	3G-SDI Level-A	YPbPr	4:4:4 10bit
	4096 x 2160	56.3	25.0	297.0	SQ	3G-SDI Level-B	YPbPr	4:4:4 10bit
	4096 x 2160	56.3	25.0	297.0	IL	3G-SDI Level-B	YPbPr	4:4:4 10bit
	4096 x 2160	56.3	25.0	297.0	SQ	3G-SDI Level-A	YPbPr	4:4:4 12bit
	4096 x 2160	56.3	25.0	297.0	IL	3G-SDI Level-A	YPbPr	4:4:4 12bit
	4096 x 2160	56.3	25.0	297.0	SQ	3G-SDI Level-B	YPbPr	4:4:4 12bit
	4096 x 2160	56.3	25.0	297.0	IL	3G-SDI Level-B	YPbPr	4:4:4 12bit
	4096 x 2160	56.3	25.0	297.0	SQ	3G-SDI Level-A	RGB	4:4:4 10bit
	4096 x 2160	56.3	25.0	297.0	IL	3G-SDI Level-A	RGB	4:4:4 10bit
	4096 x 2160	56.3	25.0	297.0	SQ	3G-SDI Level-B	RGB	4:4:4 10bit
	4096 x 2160	56.3	25.0	297.0	IL	3G-SDI Level-B	RGB	4:4:4 10bit
	4096 x 2160	56.3	25.0	297.0	SQ	3G-SDI Level-A	RGB	4:4:4 12bit
	4096 x 2160	56.3	25.0	297.0	IL	3G-SDI Level-A	RGB	4:4:4 12bit
	4096 x 2160/30p	4096 x 2160	67.5	30.0*1	297.0	SQ	HD-SDI	YPbPr
4096 x 2160		67.5	30.0*1	297.0	SQ	3G-SDI Level-A	YPbPr	4:2:2 12bit
4096 x 2160		67.5	30.0*1	297.0	IL	3G-SDI Level-A	YPbPr	4:2:2 12bit
4096 x 2160		67.5	30.0*1	297.0	SQ	3G-SDI Level-B	YPbPr	4:2:2 12bit
4096 x 2160		67.5	30.0*1	297.0	IL	3G-SDI Level-B	YPbPr	4:2:2 12bit
4096 x 2160		67.5	30.0*1	297.0	SQ	3G-SDI Level-A	YPbPr	4:4:4 10bit
4096 x 2160		67.5	30.0*1	297.0	IL	3G-SDI Level-A	YPbPr	4:4:4 10bit
4096 x 2160		67.5	30.0*1	297.0	SQ	3G-SDI Level-B	YPbPr	4:4:4 10bit
4096 x 2160		67.5	30.0*1	297.0	IL	3G-SDI Level-B	YPbPr	4:4:4 10bit
4096 x 2160		67.5	30.0*1	297.0	SQ	3G-SDI Level-A	YPbPr	4:4:4 12bit
4096 x 2160		67.5	30.0*1	297.0	IL	3G-SDI Level-A	YPbPr	4:4:4 12bit
4096 x 2160		67.5	30.0*1	297.0	SQ	3G-SDI Level-B	YPbPr	4:4:4 12bit
4096 x 2160		67.5	30.0*1	297.0	IL	3G-SDI Level-B	YPbPr	4:4:4 12bit
4096 x 2160		67.5	30.0*1	297.0	SQ	3G-SDI Level-A	RGB	4:4:4 10bit
4096 x 2160		67.5	30.0*1	297.0	IL	3G-SDI Level-A	RGB	4:4:4 10bit
4096 x 2160		67.5	30.0*1	297.0	SQ	3G-SDI Level-B	RGB	4:4:4 10bit
4096 x 2160		67.5	30.0*1	297.0	IL	3G-SDI Level-B	RGB	4:4:4 10bit
4096 x 2160		67.5	30.0*1	297.0	SQ	3G-SDI Level-A	RGB	4:4:4 12bit
4096 x 2160		67.5	30.0*1	297.0	IL	3G-SDI Level-A	RGB	4:4:4 12bit
4096 x 2160/60p		4096 x 2160	135.0	60.0*1	594.0	SQ	3G-SDI Level-A	YPbPr
	4096 x 2160	135.0	60.0*1	594.0	IL	3G-SDI Level-A	YPbPr	4:2:2 10bit
	4096 x 2160	135.0	60.0*1	594.0	SQ	3G-SDI Level-B	YPbPr	4:2:2 10bit
	4096 x 2160	135.0	60.0*1	594.0	IL	3G-SDI Level-B	YPbPr	4:2:2 10bit
4096 x 2160/50p	4096 x 2160	112.5	50.0	594.0	SQ	3G-SDI Level-A	YPbPr	4:2:2 10bit
	4096 x 2160	112.5	50.0	594.0	IL	3G-SDI Level-A	YPbPr	4:2:2 10bit
	4096 x 2160	112.5	50.0	594.0	SQ	3G-SDI Level-B	YPbPr	4:2:2 10bit
	4096 x 2160	112.5	50.0	594.0	IL	3G-SDI Level-B	YPbPr	4:2:2 10bit

*1 The signal with 1/1.001x vertical scanning frequency is also supported.

List of simultaneous input compatible signals

The following table specifies the simultaneous input compatible video signals that the projector can project.

Signal name (SIGNAL FORMAT)	Resolution (Dots)	Scanning freq.		Dot clock freq. (MHz)	Simultaneous input compatible signal					
		H (KHz)	V (Hz)		SDI		HDMI*1		DVI-D*2	
					Double speed	Quadruple speed	Double speed	Quadruple speed	Double speed	Quadruple speed
1080/60p	1920 x 1080	67.5	60.0	148.5	✓*3	✓*4	✓	✓	✓	✓
1080/50p	1920 x 1080	56.3	50.0	148.5	✓*3	✓*4	✓	✓	✓	✓
3840 x 2160/60p	3840 x 2160	135.0	60.0	594.0	✓*5	—	✓*6	—	—	—
3840 x 2160/50p	3840 x 2160	112.5	50.0	594.0	✓*5	—	✓*6	—	—	—
4096 x 2160/60p	4096 x 2160	135.0	60.0	594.0	✓*5	—	✓*6	—	—	—
4096 x 2160/50p	4096 x 2160	112.5	50.0	594.0	✓*5	—	✓*6	—	—	—
1366 x 768/50	1366 x 768	39.6	49.9	69.0	—	—	✓	—	✓	—
1366 x 768/60	1366 x 768	47.7	59.8	85.5	—	—	✓	—	✓	—
1400 x 1050/50	1400 x 1050	54.1	50.0	99.9	—	—	✓	—	✓	—
1400 x 1050/60	1400 x 1050	65.3	60.0	121.8	—	—	✓	—	✓	—
1920 x 1080/50	1920 x 1080	55.6	49.9	141.5	—	—	✓	—	✓	—
1920 x 1080/60	1920 x 1080*7	66.6	59.9	138.5	—	—	✓	—	✓	—
1920 x 1200/50	1920 x 1200	61.8	49.9	158.3	—	—	✓	—	✓	—
1920 x 1200/60RB	1920 x 1200*7	74.0	60.0	154.0	—	—	✓	—	✓	—

*1 This is supported when the optional Interface Board for HDMI 2 input (Model No.: ET-MDNHM10) is installed in the slot.
 *2 This is supported when the optional Interface Board for DVI-D 2 input (Model No.: ET-MDNDV10) is installed in the slot.
 *3 In addition to the standard SDI input, this supports the input of the optional 3G-SDI Terminal Board with Audio (Model No.: TY-TBN03G) or the optional Interface Board for 12G-SDI (Model No.: ET-MDN12G10) installed in the slot.
 *4 In addition to the standard SDI input, this supports the input from the optional 3G-SDI Terminal Board with Audio (Model No.: TY-TBN03G) installed in the slot. Input of the optional Interface Board for 12G-SDI (Model No.: ET-MDN12G10) is not supported.
 *5 This is supported when the optional Interface Board for 12G-SDI (Model No.: ET-MDN12G10) is installed in the slot.
 *6 When performing the simultaneous input of the 4K image (resolution of 3 840 x 2 160 or 4 096 x 2 160) using the Interface Board for HDMI 2 input (Model No.: ET-MDNHM10), it is necessary for the firmware version of the Interface Board for HDMI 2 input to be 2.00 or later. If the version is earlier than 2.00, the simultaneous process is not performed even if corresponding signal is input. Consult your dealer regarding the version update to the latest firmware. For details on how to confirm the firmware version, refer to "How to confirm the firmware version of the Interface Board (optional)"
 *7 VESA CVT-RB (Reduced Blanking)-compliant

NOTE:

- The geometric adjustment function and the expansion function by applying the optional Upgrade Kit (Model No.: ET-UK20) cannot be used when the video signal in simultaneous format is input.